

# HP SOA Systinet

Software Version: 3.10

---

## Reference Guide

Document Release Date: January 2009  
Software Release Date: January 2009



## Legal Notices

### *Warranty*

The only warranties for HP products and services are set forth in the express warranty statements accompanying such products and services. Nothing herein should be construed as constituting an additional warranty. HP shall not be liable for technical or editorial errors or omissions contained herein.

The information contained herein is subject to change without notice.

### *Restricted Rights Legend*

Confidential computer software. Valid license from HP required for possession, use or copying. Consistent with FAR 12.211 and 12.212, Commercial Computer Software, Computer Software Documentation, and Technical Data for Commercial Items are licensed to the U.S. Government under vendor's standard commercial license.

### *Third-Party Web Sites*

HP provides links to external third-party web sites to help you find supplemental information. Site content and availability may change without notice. HP makes no representations or warranties whatsoever as to site content or availability.

### *Copyright Notices*

© Copyright 2003-2009 Hewlett-Packard Development Company, L.P.

---

# Contents

|                                       |    |
|---------------------------------------|----|
| About this Guide. . . . .             | 5  |
| In this Guide. . . . .                | 5  |
| Document Conventions. . . . .         | 6  |
| Documentation Updates. . . . .        | 7  |
| Support. . . . .                      | 8  |
| I SOA Systinet Repository. . . . .    | 9  |
| 1 Repository Element Formats. . . . . | 11 |
| Resource Layout. . . . .              | 12 |
| resource. . . . .                     | 14 |
| metadata. . . . .                     | 17 |
| revision. . . . .                     | 18 |
| relationships. . . . .                | 19 |
| relationship. . . . .                 | 19 |
| relationshipPathType. . . . .         | 20 |
| extensions. . . . .                   | 21 |
| acl. . . . .                          | 21 |
| ace. . . . .                          | 22 |
| principal. . . . .                    | 22 |
| descriptor. . . . .                   | 23 |
| data. . . . .                         | 23 |
| xmlData. . . . .                      | 24 |
| binaryData. . . . .                   | 24 |
| exception. . . . .                    | 25 |
| 2 Collections. . . . .                | 27 |
| 3 Default ACL Configuration. . . . .  | 29 |

|   |     |
|---|-----|
| 4 Resource Serialization Schema.....        | 31  |
| II SOA Definition Model.....                | 39  |
| 5 SDM Reference.....                        | 41  |
| Artifacts Taxonomy.....                     | 41  |
| Artifact Types.....                         | 45  |
| Property Groups.....                        | 96  |
| Property Types.....                         | 104 |
| 6 Taxonomy Schema.....                      | 107 |
| taxonomy.....                               | 108 |
| tModel.....                                 | 109 |
| compatibilityBag (and compatibility).....   | 110 |
| categorizationBag (and categorization)..... | 110 |
| validation.....                             | 110 |
| categories.....                             | 111 |
| category.....                               | 112 |
| 7 Policy Schema.....                        | 113 |
| 8 Assertion Schema.....                     | 115 |
| Assertion Collection Format.....            | 115 |
| Assertion Definition.....                   | 117 |
| Assertion Document Details.....             | 122 |

---

# About this Guide

Welcome to HP SOA Systinet, the foundation of Service Oriented Architecture, providing an enterprise with a single place to organize, understand, and manage information in its SOA. The standards-based architecture of SOA Systinet maximizes interoperability with other SOA products.

- ▶ HP Software controls access to components of SOA Systinet with a license. This document describes the full functionality of SOA Systinet including licensed components. If your license does not include these licensed components, their features are not available.

## In this Guide

The SOA Systinet Reference Guide provides a detailed look at the architecture of SOA Systinet.

It contains the following parts:

- [Part I, “SOA Systinet Repository”](#)  
A guide to the structure and format of the repository.
- [Part II, “SOA Definition Model”](#)  
A guide to the default SOA Definition Model used in SOA Systinet.

## Document Conventions

This document uses the following typographical conventions:

|                                       |  |
|---------------------------------------|--|
| <b>run.bat make</b>                   | Script name or other executable command plus mandatory arguments.              |
| <code>[--help]</code>                 | Command-line option.   |
| either   or                           | Choice of arguments.   |
| <i>replace_value</i>                  | Command-line argument that should be replaced with an actual value.            |
| <code>{arg1   arg2}</code>            | Choice between two command-line arguments where one or the other is mandatory. |
| <code>java -jar hpsystinet.jar</code> | User input.  |
| <code>C:\System.ini</code>            | File names, directory names, paths, and package names.                         |
| <code>a.append(b);</code>             | Program source code.   |
| <code>server.Version</code>           | Inline Java class name.  |
| <code>getVersion()</code>             | Inline Java method name.   |
| <b>Shift+N</b>                        | Combination of keystrokes.   |
| <b>Service View</b>                   | Label, word, or phrase in a GUI window, often clickable.                       |
| <b>OK</b>                             | Button in a user interface.  |
| <b>New→Service</b>                    | Menu option.   |

## Documentation Updates

This guide's title page contains the following identifying information:

- Software version number, which indicates the software version
- Document release date, which changes each time the document is updated
- Software release date, which indicates the release date of this version of the software

To check for recent updates, or to verify that you are using the most recent edition of a document, go to:

<http://h20230.www2.hp.com/selfsolve/manuals>

This site requires that you register for an HP Passport and sign-in. To register for an HP Passport ID, go to:

<http://h20229.www2.hp.com/passport-registration.html>

Or click the **New users - please register** link on the HP Passport logon page.

You will also receive updated or new editions if you subscribe to the appropriate product support service. For details, contact your HP sales representative.

## Support

You can visit the HP Software Support Web site at:

<http://www.hp.com/go/hpsoftwaresupport>

HP Software Support Online provides customer self-solve capabilities. It provides a fast and efficient way to access interactive technical support tools needed to manage your business. As a valued support customer, you can benefit by using the HP Software Support web site to:

- Search for knowledge documents of interest
- Submit and track support cases and enhancement requests
- Download software patches
- Manage support contracts
- Look up HP support contacts
- Review information about available services
- Enter into discussions with other software customers
- Research and register for software training

Most of the support areas require that you register as an HP Passport user and sign in. Many also require a support contract.

To find more information about access levels, go to:

[http://h20230.www2.hp.com/new\\_access\\_levels.jsp](http://h20230.www2.hp.com/new_access_levels.jsp)

To register for an HP Passport ID, go to:

<http://h20229.www2.hp.com/passport-registration.html>



# Part I. SOA Systinet Repository

This part is a reference to the format and structure of the repository.

This part contains the following chapters:

- [Chapter 1, Repository Element Formats.](#)

The XML representation of elements in the repository.

- [Chapter 2, Collections](#)

The default resource collections contained in SOA Systinet.

- [Chapter 3, Default ACL Configuration](#)

The default user and group permissions applied to newly created artifacts.

- [Chapter 4, Resource Serialization Schema](#)

The XML representation of resources and their metadata.



# 1 Repository Element Formats

The repository is composed of resources. A resource is a document or collection. Collections are containers of documents. Collection can also contain collection.

A resource is described by data and metadata. For each resource, there is an association with various types of data and metadata.

Each resource in the repository can be represented using a canonical XML format. A REST-based application program interface uses this format. For more details, see the API in the Developer Guide.

The sections that follow describe resources in XML elements of this format, starting with the root element resource. The target namespace of the schema for a canonical XML format is

<http://systinet.com/2005/05/soa/resource>. The complete schema is given in [Chapter 4, Resource Serialization Schema](#).

*Metadata from nature of SOA Systinet can be divided into two groups: general metadata and SOA artifacts. General metadata describe documents in general repository terms such as revision, owner or creator. SOA artifacts describe documents in terms of Service Oriented Architecture — represented by SOA Definition Model (SDM) — such as lifecycle stage or relationship. Also *descriptor* or *SDM descriptor* are used in SOA Systinet; they're both synonyms for SOA artifacts.*

The types of metadata associated with a resource are summarized in the following table:

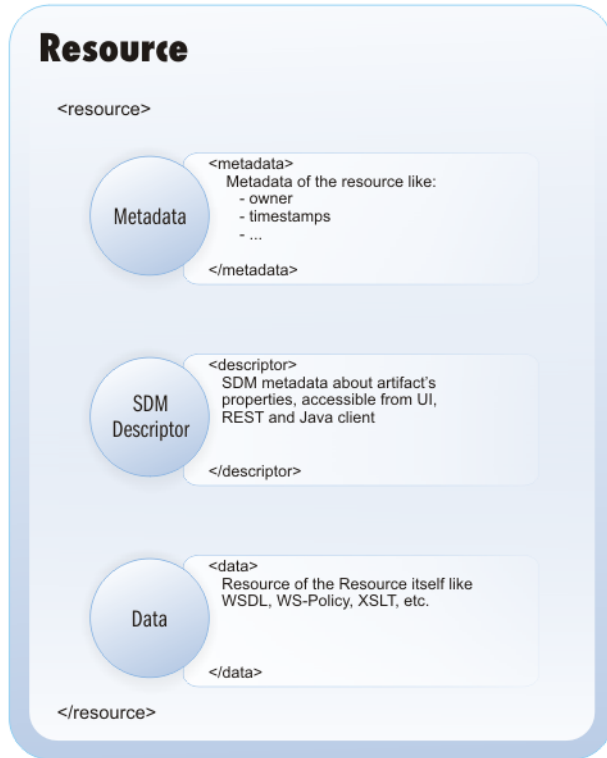
**Table 1. Data Associated with Resources**

| <b>Element</b>                        | <b>Description</b>  |
|---------------------------------------|---|
| <a href="#">data on page 23</a>       | The document content, or if the resource is a collection, a representation listing the resources it contains.   |
| <a href="#">descriptor on page 23</a> | Description of SOA artifacts.   |
| <a href="#">metadata on page 17</a>   | Other metadata including: <ul style="list-style-type: none"><li>• miscellaneous properties of the resource such as its title</li><li>• relationships with other documents</li><li>• revision history</li><li>• extensions. That is, elements of a different namespace used to implement features defined at a higher level.</li></ul> |
| <a href="#">acl on page 21</a>        | Description of Access Control Lists.  |

## Resource Layout

SDM metadata is available as artifact descriptors via the REST interface. This metadata forms part of the resource representation.

**Figure 1. REST Resource Layout.**



An artifact descriptor representation of the resource can be obtained using `desc` within the REST interface – the URL has a format like this:

```
http://hostname:port/soa/systinet/platform/rest/repository/businessServiceArtifacts/  
FTPBusinessService?desc
```

An XML schema description for the artifact descriptors is available in the directory `SOA_HOME/conf/sdm/xsd`.

- ▶ The descriptor of the document must be valid for the collection, in which it is located. This means that it is not possible to create a document with descriptor in collection which is not described in SDM or create for example a person artifact in `wsdls` collection.

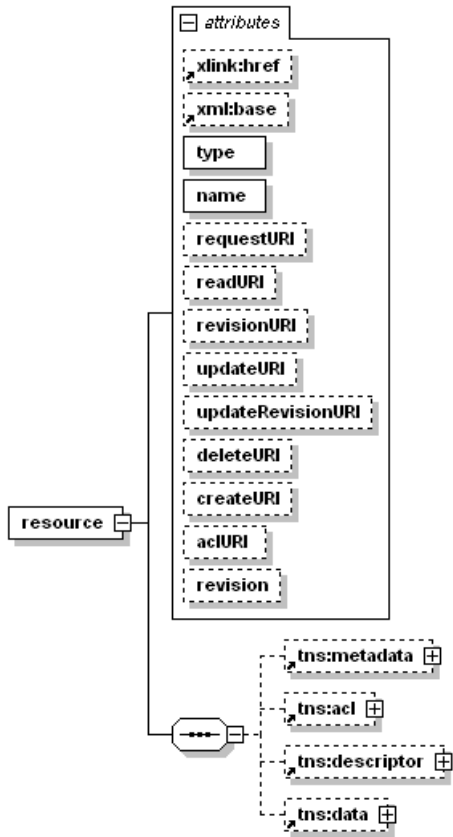
Once the server is started, you may find a low-level technical description of the SDM either in the file `SOA_HOME/conf/sdm/sdmConfig.html` or in the repository:

- <http://localhost:8080/soa/systinet/platform/rest/repository/sdm/sdmConfig.html>

- ▶ Please change the hostname and the port in the URL according to your installation settings.

## resource

This is the root element of the XML representation of resources.



The high level structure was introduced in the Concept Guide and is reflected in [Table 3](#).

Many of the attributes are required http responses, as described in REST Representations in the Developer Guide.

**Table 2. Attributes**

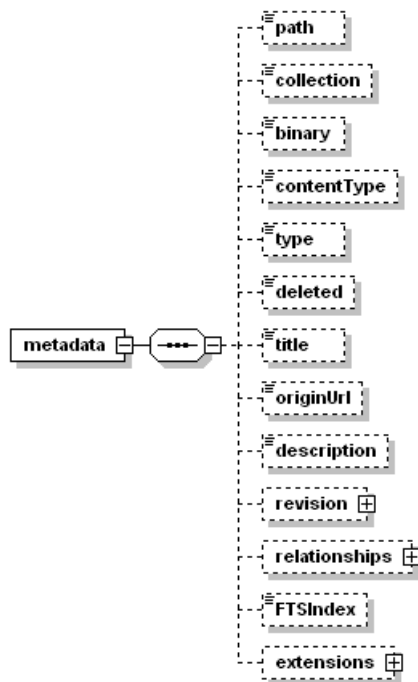
| <b>Name</b>       | <b>Description</b>   |
|-------------------|--|
| xlink:href        | URL of this resource (without any URL query parameters)  |
| xml:base          | XML Base URL, used as base for relative URIs   |
| type              | collection, or document for documents  |
| name              | Name (without parent collection path, not the same as SDM artifact name)   |
| revision          | Revision of the resource   |
| requestURI        | The URL of the http request that resulted in this response   |
| createURI         | These URLs can be used to perform the corresponding operations on the resource. To run the correct HTTP operation (GET or POST) must be used |
| readURI           |  |
| updateURI         |  |
| deleteURI         |  |
| undeleteURI       |  |
| purgeURI          |  |
| deleteRevisionURI | URI for the delete operation, which fails when the last revision is not this revision (optimistic locking)                                   |
| purgeRevisionURI  | URI for the purge operation, which fails when the last revision is not this revision (optimistic locking)                                    |
| revisionURI       | URL to GET this revision of the resource   |
| updateRevisionURI | URI for the update operation, which fails when the last revision is not this revision (optimistic locking)                                   |
| aclURI            | URL to GET the XML http resource serialization with ACL section  |
| viewURI           | URL which redirects the browser to the resource's web UI representation (if available)   |
| viewRevisionURI   | URL which redirects the browser to the resource's web UI representation (if available) of this revision                                      |



**Table 3. Content**

| Element    | Description                               |
|------------|---|
| acl        | See <a href="#">acl</a> on page 21        |
| descriptor | See <a href="#">descriptor</a> on page 23 |
| data       | See <a href="#">data</a> on page 23       |
| metadata   | See <a href="#">metadata</a> on page 17   |

## metadata

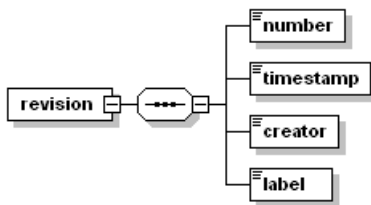


The element `metadata` can contain a number of simple elements representing properties of the resource.

**Table 4. Content**

| Element       | Description   |
|---------------|---|
| path          | URL of the resource relative to the database path   |
| collection    | URL of the containing collection  |
| binary        | Is the resource binary (else its content is XML)  |
| contentType   | text/xml for XML documents, something else for binary documents   |
| type          | collection OR document  |
| deleted       | 0 OR 1  |
| title         | Metadata title of the resource (not the same as the SDM artifact name)                                    |
| originUrl     | URL of the original data source. Used for synchronization   |
| description   | Metadata description of the resource (not the same as the SDM artifact description)                       |
| owner         | Username who owns the resource (the first creator)  |
| revision      | See <a href="#">revision on page 18</a>   |
| relationships | See <a href="#">relationships on page 19</a>  |
| FTSIndex      | FullText search flag (for collection only). If set, then on the collection a fulltext searched can be run |
| cached        | Flag indicating if the resource is cached   |
| checksum      | Server's resource checksum  |
| extensions    | See <a href="#">extensions on page 21</a>   |

## revision



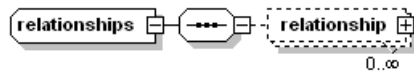
The element `revision` contains the following mandatory elements.

**Table 5. Content**

| Element   | Description                       |
|-----------|-----------------------------------|
| number    | Integer version number            |
| timestamp | When the revision was created     |
| creator   | The user who created the revision |
| label     | Text description                  |

For more information see the Revision History section in the HP Systinet User Guide.

## relationships

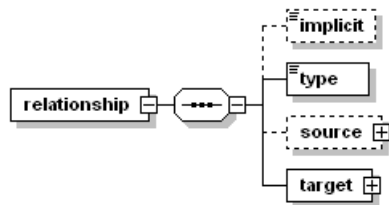


The element `relationships` contains zero or more `relationship` elements.

**Table 6. Content**

| Element      | Description                                 |
|--------------|---|
| relationship | See <a href="#">relationship</a> on page 19 |

## relationship

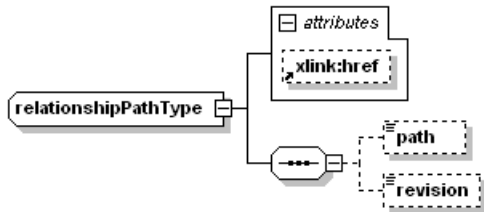


Each element `relationship` contains the following elements.

**Table 7. Content**

| Element    | Description  |
|------------|--|
| deleted    | A flag indicating that the relationship points to a deleted or purged resource                         |
| type       | Specification of the relationship type in the repository   |
| source     | Location of the source document in the repository. See <a href="#">relationshipPathType</a> on page 20 |
| target     | Location of the target document in the repository. See <a href="#">relationshipPathType</a> on page 20 |
| extensions | See <a href="#">extensions</a> on page 21  |

## relationshipPathType



This is the element containing the `source` and `target` information for relationship elements.

**Table 8. Attributes**

| Name                    | Description  |
|-------------------------|--|
| <code>xlink:href</code> | The relative URI (resolved to <code>xml:base</code> ) of the source or target revision in the repository |

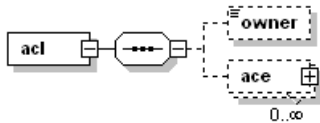
**Table 9. Content**

| Element  | Description   |
|----------|---|
| path     | The relative path of the source or target in the repository.                                      |
| revision | An integer revision number (See Resource Revision Identification in the Developer Guide)          |
| datetime | ISO8601 datetime value of timeslice (See Resource Revision Identification in the Developer Guide) |

## extensions

The optional element `extensions` can contain a sequence of elements from any namespace. It is used to meet requirements that the repository does not explicitly cater for.

## acl

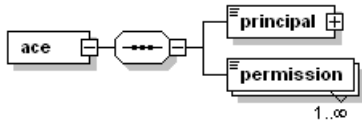


The element `acl` can have an `owner` element and one or more `ace` elements.

**Table 10. Content**

| Element | Description                        |
|---------|------------------------------------|
| owner   | The user who owns the resource     |
| ace     | See <a href="#">ace</a> on page 22 |

## ace

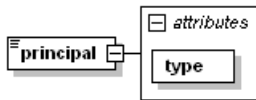


The element `ace` specifies one or more permissions that a user or group has for the resource.

**Table 11. Content**

| Element                 | Description  |
|-------------------------|--|
| <code>principal</code>  | See <a href="#">principal</a> on page 22                                       |
| <code>permission</code> | One of: <ul style="list-style-type: none"><li>• read</li><li>• write</li></ul> |

## principal



The element `principal` contains the name of a user or group.

**Table 12. Attributes**

| Name              | Description   |
|-------------------|---------------|
| <code>type</code> | user OR group |

## descriptor

If the resource is an SOA artifact, a `descriptor` element may contain metadata describing it. This metadata represents the properties of the artifact as specified in Artifacts in the Concept Guide. This schema allows any element content from another namespace because it is designed to be general purpose where possible. However, in SOA Systinet the content will comply to one of the schemas included in the distribution directory `etc/sdm/xsd`.

## data

The element `data` contains the content or other representation of the resource. The content is one of the optional elements in [Table 14](#).

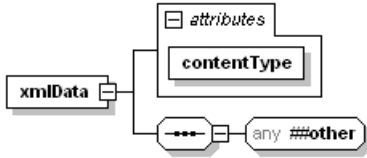
**Table 13. Attributes**

| Name                        | Description  |
|-----------------------------|--|
| <code>representation</code> | One of: <ul style="list-style-type: none"><li>• <code>list</code> denotes a collection list</li><li>• <code>data</code> denotes binary data</li><li>• <code>xmldata</code> denotes XML data</li><li>• <code>history</code> denotes history</li><li>• <code>FTSResult</code> denotes a fulltext search result</li></ul> |

**Table 14. Content**

| Element                 | Description   |
|-------------------------|---|
| <code>resource</code>   | For collection list, history and fulltext search representations, it holds a number of resource elements. See <a href="#">resource on page 14</a> |
| <code>binaryData</code> | For binary documents. See <a href="#">binaryData on page 24</a>   |
| <code>xmlData</code>    | For XML documents. See <a href="#">xmlData on page 24</a>   |

## xmlData

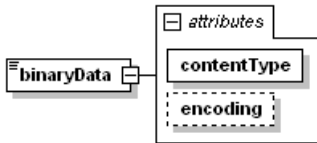


The element `xmlData` is used in `data` to represent the data of an XML document. The content can be any XML element.

**Table 15. Attributes**

| Name                     | Description                                 |
|--------------------------|---|
| <code>contentType</code> | The specific MIME type of this XML document |

## binaryData



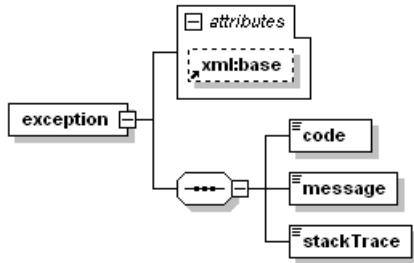
The element `binaryData` is the alternative to `xmlData` and allows for other data formats. If `encoding` is not set, then the element contains text data.

**Table 16. Attributes**

| Name                     | Description   |
|--------------------------|---|
| <code>contentType</code> | The MIME type   |
| <code>encoding</code>    | Currently the only allowed value is <code>base64</code> |



## exception



The element `exception` is defined in the resource schema for use with the http interface described in REST Interface in the Developer Guide.

**Table 17. Attributes**

| Name                  | Description                                    |
|-----------------------|--|
| <code>xml:base</code> | XML Base URL, used as a base for relative URIs |

**Table 18. Content**

| Element                 | Description  |
|-------------------------|--|
| <code>code</code>       | exception code – string identifying the exception.<br><br>If this element was empty, that would mean that the exception was not anticipated internally |
| <code>message</code>    | Exception message  |
| <code>stackTrace</code> | JVM stack trace  |



---

## 2 Collections

A collection is a type of repository resource. There are two kinds of collections:

- Generic repository collections.
- Collections defined by the SDM.

The list of collections can be found in the `SOA_HOME/conf/sdm/sdm.xml` file.



## 3 Default ACL Configuration

SOA Systinet permits you to configure the default ACL to apply to newly created artifacts.

The default ACL is represented XML in the following structure:

```
<def:defaultAces xmlns:def="http://soa.hp.com/2008/04/security/defaultAcl">
  <!-- all artifacts of type myArtifact will have granted READ to group system#everyone -->
  <def:defaultAce action="READ" principalCategory="GROUP" principalName="system#everyone">
    <def:condition category="RESOURCE_TYPE" value="myArtifact"/>
  </def:defaultAce>

  <!-- all artifacts of type myArtifact created by joe will have granted WRITE to group system#everyone -->
  <def:defaultAce action="WRITE" principalCategory="GROUP" principalName="system#everyone">
    <def:condition category="RESOURCE_TYPE" value="myArtifact"/>
    <def:condition category="USER" value="joe"/>
  </def:defaultAce>

  <!-- all artifacts of type myArtifact created by member of group developers will have granted WRITE to group developer -->
  <def:defaultAce action="WRITE" principalCategory="GROUP" principalName="developer">
    <def:condition category="RESOURCE_TYPE" value="myArtifact"/>
    <def:condition category="GROUP" value="developers"/>
  </def:defaultAce>

  <!-- all artifacts will have granted READ to GROUP managers -->
  <def:defaultAce action="READ" principalCategory="USER" principalName="managers">
  </def:defaultAce>
</def:defaultAces>
```

The default ACL is composed of default ACEs. The default ACE is a normal ACE (used in the artifact ACL) composed of actions (READ, WRITE), a principal identification, and a list of conditions.

When a new artifact is created, the artifact ACL only contains ACEs for which all the ACE conditions are fulfilled or if the ACE has no conditions.

The ACE condition is composed of the following categories and values:

- **category RESOURCE\_TYPE**

The condition matching the artifact type; at most one condition of this category can be given.

The value is the local name of the artifact type. The condition is fulfilled when the value matches the local name of the created artifact.

- **category USER**

The condition matching the creator of the artifact; at most one condition of this category can be given.

The value is the username. The condition is fulfilled when the value matches the creator's username.

- **category GROUP**

The condition matching the group membership of artifact's creator; zero or more conditions of this category can be given (the creator must be member of all given groups).

The value is the group name. The condition is fulfilled when the creator is member of the group identified by value.

## 4 Resource Serialization Schema

This schema specifies the XML representation of resources and their metadata. XQueries act on resources in this format. It is also used by the REST XML communications model described in REST Representations in the Developer Guide.

```
<?xml version="1.0" encoding="UTF-8"?>
<xsd:schema xmlns:xsd="http://www.w3.org/2001/XMLSchema"
  xmlns:xlink="http://www.w3.org/1999/xlink"
  xmlns:rest="http://systinet.com/2005/05/soa/resource"
  xmlns:xml="http://www.w3.org/XML/1998/namespace"
  targetNamespace="http://systinet.com/2005/05/soa/resource"
  elementFormDefault="qualified">

  <xsd:import namespace="http://www.w3.org/1999/xlink" schemaLocation="xlink.xsd"/>
  <xsd:import namespace="http://www.w3.org/XML/1998/namespace" schemaLocation="xml.xsd"/>

  <!-- Serialization of Resource in REST -->
  <xsd:element name="resource">
    <xsd:complexType>
      <xsd:sequence>
        <xsd:element ref="rest:metadata" minOccurs="0" maxOccurs="1"/>
        <xsd:element ref="rest:acl" minOccurs="0" maxOccurs="1"/>
        <xsd:element ref="rest:descriptor" minOccurs="0" maxOccurs="1"/>
        <xsd:element ref="rest:data" minOccurs="0" maxOccurs="1"/>
        <xsd:any namespace="##any" processContents="lax" minOccurs="0" maxOccurs="unbounded"/>
      </xsd:sequence>

      <!-- URI of the resource -->
      <xsd:attribute ref="xlink:href" use="optional"/>
      <!-- XML base -->
      <xsd:attribute ref="xml:base" use="optional"/>
      <!-- type of the resource -->
      <xsd:attribute name="type" type="rest:resourceType" use="required"/>
      <!-- name of the resource -->
      <xsd:attribute name="name" type="xsd:string" use="required"/>
      <!-- used request URI -->
      <xsd:attribute name="requestURI" type="xsd:anyURI" use="optional"/>
      <!-- readURI -->
      <xsd:attribute name="readURI" type="xsd:anyURI" use="optional"/>
    </xsd:complexType>
  </xsd:element>
</xsd:schema>
```

```

<!-- revisionURI -->
<xsd:attribute name="revisionURI" type="xsd:anyURI" use="optional"/>
<!-- updateURI -->
<xsd:attribute name="updateURI" type="xsd:anyURI" use="optional"/>
<!-- update revision URI -->
<xsd:attribute name="updateRevisionURI" type="xsd:anyURI" use="optional"/>
<!-- deleteURI -->
<xsd:attribute name="deleteURI" type="xsd:anyURI" use="optional"/>
<!-- delete Revision URI -->
<xsd:attribute name="deleteRevisionURI" type="xsd:anyURI" use="optional"/>
<!-- undeleteURI -->
<xsd:attribute name="undeleteURI" type="xsd:anyURI" use="optional"/>
<!-- purge URI-->
<xsd:attribute name="purgeURI" type="xsd:anyURI" use="optional"/>
<!-- purge Revision URI-->
<xsd:attribute name="purgeRevisionURI" type="xsd:anyURI" use="optional"/>
<!-- view URI -->
<xsd:attribute name="viewURI" type="xsd:anyURI" use="optional"/>
<!-- view revision URI -->
<xsd:attribute name="viewRevisionURI" type="xsd:anyURI" use="optional"/>
<!-- createURI (for collection only)-->
<xsd:attribute name="createURI" type="xsd:anyURI" use="optional"/>
<!-- acl uri -->
<xsd:attribute name="aclURI" type="xsd:anyURI" use="optional"/>
<!-- revision -->
<xsd:attribute name="revision" type="xsd:int" use="optional"/>

<xsd:anyAttribute namespace="##any" processContents="lax"/>
</xsd:complexType>
</xsd:element>

<xsd:element name="metadata">
<xsd:complexType>
<xsd:sequence>
<xsd:element name="path" type="xsd:anyURI" minOccurs="0" maxOccurs="1"/>
<xsd:element name="collection" type="xsd:string" minOccurs="0" maxOccurs="1"/>
<xsd:element name="binary" type="xsd:boolean" minOccurs="0" maxOccurs="1"/>
<xsd:element name="contentType" type="xsd:string" minOccurs="0" maxOccurs="1"/>
<xsd:element name="type" type="rest:resourceType" minOccurs="0" maxOccurs="1"/>
<xsd:element name="deleted" type="xsd:boolean" minOccurs="0" maxOccurs="1"/>
<xsd:element name="title" type="xsd:string" minOccurs="0" maxOccurs="1"/>
<xsd:element name="originUrl" type="xsd:anyURI" minOccurs="0" maxOccurs="1"/>
<xsd:element name="description" type="xsd:string" minOccurs="0" maxOccurs="1"/>
<xsd:element name="owner" type="xsd:string" minOccurs="0" maxOccurs="1"/>

<xsd:element name="revision" minOccurs="0" maxOccurs="1">
<xsd:complexType>

```



```

        <xsd:sequence>
            <xsd:element name="number" type="xsd:int" minOccurs="1" maxOccurs="1"/>
            <xsd:element name="timestamp" type="xsd:string" minOccurs="1" maxOccurs="1"/>
            <xsd:element name="creator" type="xsd:string" minOccurs="1" maxOccurs="1"/>
            <xsd:element name="label" type="xsd:string" minOccurs="1" maxOccurs="1"/>
            <xsd:element name="last" type="xsd:int" nillable="true" minOccurs="0"
maxOccurs="1"/>
            <xsd:any namespace="##any" processContents="lax" minOccurs="0"
maxOccurs="unbounded"/>
        </xsd:sequence>
    </xsd:complexType>
</xsd:element>

    <xsd:element name="relationships" type="rest:relationships" minOccurs="0" maxOccurs="1"/>
    <xsd:element name="FTSIndex" type="xsd:boolean" minOccurs="0" maxOccurs="1"/>
    <xsd:element name="cached" type="xsd:boolean" minOccurs="0" maxOccurs="1"/>
    <xsd:element name="checksum" type="xsd:long" minOccurs="0" maxOccurs="1"/>

    <xsd:element ref="rest:extensions" minOccurs="0" maxOccurs="1"/>
    <xsd:element name="location" type="xsd:string" minOccurs="0" maxOccurs="1"/>
    <xsd:any namespace="##any" processContents="lax" minOccurs="0" maxOccurs="unbounded"/>
</xsd:sequence>
</xsd:complexType>
</xsd:element>

<xsd:complexType name="relationships">
    <xsd:sequence>
        <xsd:element name="relationship" minOccurs="0" maxOccurs="unbounded">
            <xsd:complexType>
                <xsd:sequence>
                    <xsd:element name="deleted" type="xsd:boolean" minOccurs="0" maxOccurs="1"/>
                    <xsd:element name="type" type="xsd:string" minOccurs="1" maxOccurs="1"/>
                    <xsd:element name="source" type="rest:relationshipPathType" minOccurs="0"
maxOccurs="1"/>
                    <xsd:element name="target" type="rest:relationshipPathType" minOccurs="1"
maxOccurs="1"/>
                    <xsd:element ref="rest:extensions" minOccurs="0" maxOccurs="1"/>
                    <xsd:any namespace="##any" processContents="lax" minOccurs="0" maxOccurs="unbounded"/>
                </xsd:sequence>
            </xsd:complexType>
        </xsd:element>
    </xsd:sequence>
</xsd:complexType>

<xsd:complexType name="relationshipPathType">
    <xsd:sequence>

```

```

    <xsd:element name="path" type="xsd:anyURI" minOccurs="0" maxOccurs="1"/>
    <xsd:element name="revision" type="xsd:int" minOccurs="0" maxOccurs="1"/>
    <xsd:element name="datetime" type="xsd:dateTime" minOccurs="0" maxOccurs="1"/>
    <xsd:any namespace="##any" processContents="lax" minOccurs="0" maxOccurs="unbounded"/>
  </xsd:sequence>
  <xsd:attribute ref="xlink:href" use="optional"/>
</xsd:complexType>

<xsd:element name="extensions">
  <xsd:complexType>
    <xsd:sequence>
      <xsd:any namespace="##any" processContents="lax" minOccurs="0" maxOccurs="unbounded"/>
    </xsd:sequence>
  </xsd:complexType>
</xsd:element>

<xsd:element name="descriptor">
  <xsd:complexType>
    <xsd:sequence>
      <xsd:any namespace="##other" processContents="skip" minOccurs="0" maxOccurs="1"/>
    </xsd:sequence>
  </xsd:complexType>
</xsd:element>

<xsd:element name="data">
  <xsd:complexType>
    <xsd:sequence>
      <!-- for representation of listing of collections-->
      <xsd:element ref="rest:resource" minOccurs="0" maxOccurs="unbounded"/>
      <!-- for representation of binary data (see encoding and contentType)-->
      <xsd:element name="binaryData" minOccurs="0" maxOccurs="1">
        <xsd:complexType>
          <xsd:simpleContent>
            <xsd:extension base="xsd:string">
              <xsd:attribute name="contentType" type="xsd:string" use="required"/>
              <xsd:attribute name="encoding" use="optional"/>
              <xsd:simpleType>
                <xsd:restriction base="xsd:string">
                  <xsd:enumeration value="base64"/>
                </xsd:restriction>
              </xsd:simpleType>
            </xsd:extension>
          </xsd:simpleContent>
        </xsd:complexType>
      </xsd:element>
      <!-- for representation of XML data (see contentType on "content")-->

```

```

<xsd:element name="xmlData" minOccurs="0" maxOccurs="1">
  <xsd:complexType>
    <xsd:sequence>
      <xsd:any processContents="skip" namespace="##other" minOccurs="1" maxOccurs="1"/>

      </xsd:sequence>
      <xsd:attribute name="contentType" type="xsd:string" use="optional"/>
      <xsd:attribute ref="xml:base" use="optional"/>
    </xsd:complexType>
  </xsd:element>
  <!-- for representation of XQuery result -->
  <xsd:element name="xqueryResult" minOccurs="0" maxOccurs="unbounded">
    <xsd:complexType>
      <xsd:choice>
        <xsd:element name="textResult" type="xsd:string" minOccurs="1" maxOccurs="1"/>

        <xsd:element name="nodeResult" minOccurs="1" maxOccurs="1">
          <xsd:complexType>
            <xsd:sequence>
              <xsd:any processContents="skip" namespace="##other" minOccurs="1"
maxOccurs="1"/>

              </xsd:sequence>
            </xsd:complexType>
          </xsd:element>
        </xsd:choice>
      </xsd:complexType>
    </xsd:element>

    <xsd:any namespace="##any" processContents="lax" minOccurs="0" maxOccurs="unbounded"/>
  </xsd:sequence>

  <xsd:attribute name="representation">
    <xsd:simpleType>
      <xsd:restriction base="xsd:string">
        <xsd:enumeration value="list"/>
        <!-- collection's sub-resources -->
        <xsd:enumeration value="data"/>
        <!-- binary document's data -->
        <xsd:enumeration value="xmlData"/>
        <!-- xml document's data-->
        <xsd:enumeration value="history"/>
        <!-- history of document -->
        <xsd:enumeration value="xqueryResult"/>
        <!-- xquery result -->
        <xsd:enumeration value="FTSResult"/>
        <!-- full text search result -->
      </xsd:restriction>

```

```

        </xsd:simpleType>
    </xsd:attribute>

    <!-- page, pageSize and totalItemCount: used only if representation is list and paging is turned
on -->
    <xsd:attribute name="page" use="optional">
        <xsd:simpleType>
            <xsd:restriction base="xsd:unsignedInt">
                <xsd:minInclusive value="1"/>
            </xsd:restriction>
        </xsd:simpleType>
    </xsd:attribute>
    <xsd:attribute name="pageSize" use="optional">
        <xsd:simpleType>
            <xsd:restriction base="xsd:unsignedInt">
                <xsd:minInclusive value="1"/>
            </xsd:restriction>
        </xsd:simpleType>
    </xsd:attribute>
    <xsd:attribute name="totalItemCount" type="xsd:unsignedInt" use="optional"/>

    </xsd:complexType>
</xsd:element>

<xsd:simpleType name="resourceType">
    <xsd:restriction base="xsd:string">
        <xsd:enumeration value="collection"/>
        <xsd:enumeration value="document"/>
        <xsd:enumeration value="service"/>
    </xsd:restriction>
</xsd:simpleType>

<xsd:simpleType name="permission">
    <xsd:restriction base="xsd:string">
        <xsd:enumeration value="read"/>
        <xsd:enumeration value="write"/>
    </xsd:restriction>
</xsd:simpleType>

<xsd:element name="acl">
    <xsd:complexType>
        <xsd:sequence>
            <xsd:element name="owner" type="xsd:string" minOccurs="0" maxOccurs="1"/>
            <xsd:element name="ace" minOccurs="0" maxOccurs="unbounded">
                <xsd:complexType>
                    <xsd:sequence>
                        <xsd:element name="principal" minOccurs="1" maxOccurs="1">

```

```

        <xsd:complexType>
            <xsd:simpleContent>
                <xsd:extension base="xsd:string">
                    <xsd:attribute name="type" use="required">
                        <xsd:simpleType>
                            <xsd:restriction base="xsd:string">
                                <xsd:enumeration value="user"/>
                                <xsd:enumeration value="group"/>
                            </xsd:restriction>
                        </xsd:simpleType>
                    </xsd:attribute>
                </xsd:extension>
            </xsd:simpleContent>
        </xsd:complexType>
    </xsd:element>
    <xsd:element name="permission" type="rest:permission" minOccurs="1"
maxOccurs="unbounded"/>
        </xsd:sequence>
    </xsd:complexType>
</xsd:element>
<xsd:element name="effectivePermissions" minOccurs="0" maxOccurs="1">
    <xsd:complexType>
        <xsd:sequence>
            <xsd:element name="permission" type="rest:permission" minOccurs="1"
maxOccurs="unbounded"/>
        </xsd:sequence>
    </xsd:complexType>
</xsd:element>
<xsd:any namespace="##any" processContents="lax" minOccurs="0" maxOccurs="unbounded"/>
</xsd:sequence>
</xsd:complexType>
</xsd:element>

<!-- Serialization of exception in REST -->
<xsd:element name="exception">
    <xsd:complexType>
        <xsd:sequence>
            <xsd:element name="code" type="xsd:QName"/>
            <xsd:element name="message" type="xsd:string"/>
            <xsd:element name="stackTrace" type="xsd:string"/>
            <xsd:any namespace="##any" processContents="lax" minOccurs="0" maxOccurs="unbounded"/>
        </xsd:sequence>
        <xsd:attribute ref="xml:base" use="optional"/>
        <!-- XML base -->
    </xsd:complexType>
</xsd:element>
</xsd:schema>

```



# Part II. SOA Definition Model

This part describes the structure and content of the SDM model used in SOA Systinet. It contains the following chapters:

[Chapter 5, SDM Reference](#). A guide to the content and hierarchy of the SDM model.

[Chapter 6, Taxonomy Schema](#). A guide to the format of significant taxonomies in SOA Systinet.

[Chapter 7, Policy Schema](#). The schema structure on which Policy Manager bases technical policies.

[Chapter 8, Assertion Schema](#)The schema of assertions and collections of assertions. Assertions are the atomic level of policies created by Policy Manager.





---

## 5 SDM Reference

This chapter is a reference to the SDM model. It contains the following sections:

- [Artifacts Taxonomy on page 41](#)
- [Artifact Types on page 45](#)
- [Property Groups on page 96](#)
- [Property Types on page 104](#)

### Artifacts Taxonomy

The taxonomy of *artifact* types follows. Each category of an *abstract artifact type* is formatted with *emphasis*. Abstract artifact types cannot be instantiated and are used for classification. The lowest level categories are all of *instantiable artifact types*, for which instances can exist in the repository.

Each category links to a section describing the corresponding artifact type:

- *Artifact*
  - *Content*
    - *Categorization*
      - Taxonomy
  - *Contact*
    - Organizational Unit
    - User Profile

- Documentation
- *Interface*
  - WSDL
- Report
- *Schema*
  - XML Schema
  - DTD
  - Schematron (deprecated)
- *Search And Transform*
  - XQuery
  - XSLT
  - Schematron XSLT (deprecated)
  - Stored Search
- SCA
- UDDI Entity
- *SOA*
  - *Agreement*
    - Contract
    - Request

- SLO
- Usage Plan (deprecated)
  
- Business Service
- Endpoint
- *Implementation*
  - Web Application
  - SOAP Service
  - XML Service
  
- *Policy*
  - WS-Policy
  - Assertion
  - Business Policy
  
- Application
- Operation
- *Business Process*
  - BPEL Process
  
- *System*
  - Task

- *Tool*
  - Impact Tool
  - Job Tool
  - Reporting Tool
  - Resource Information Tool (deprecated)
  - Schema Validity Tool (deprecated)
  - Schematron Tool (deprecated)
  - Sync Tool
  - XQuery Tool (deprecated)
  - Aoi Preparation Tool
  - Validate Compliance Tool
  - Policy Compliance Tool
  - Compliance Trend Data Cleaner
  - Lifecycle Validation Scheduling Tool
  - BAC Service Discovery Tool
  
- *External entity*
  - BAC Entity
  
- *Integration*
  - STM Server
  - SOA Policy Enforcer Server

- UDDI Registry
  - UDDI Channel (deprecated)
- BAC / UCMDB Server

## Artifact Types

This section provides an overview of *artifact* types. *Properties* are described for *instantiable* artifact types but not for *abstract* types. See [Artifacts Taxonomy on page 41](#).

### Agreement

Represents agreement artifacts

Localname: agreementArtifact

This artifact type is abstract and serves as a super-category.

### Aoi Preparation Tool

Aoi Preparation Tool

Localname: aoiPreparationToolArtifact

This artifact type is not abstract, so instances can exist.

### Application

Application artifact

Localname: hpsoaApplicationArtifact

This artifact type is not abstract, so instances can exist.

This artifact type has properties in the following groups:

- Table 61
- Table 65
- Table 68

This artifact type has the following specific properties.

**Table 19. Application Specific Properties**

| ID                           | Label               | Cardinality |     | Read Only | Description  |
|------------------------------|---------------------|-------------|-----|-----------|--|
|                              |                     | Min         | Max |           |  |
| hpsoaContactToApplication    | Contact             | 0           | ∞   | No        | Contact  |
| hpsoaOwningOrganization      | Owning Organization | 0           | ∞   | No        | Organization that owns the application   |
| hpsoaProvidesBusinessService | Provides            | 0           | ∞   | No        | Link to Business Service   |
| documentation                | Documentation       | 0           | ∞   | No        | Links to various documentation and descriptive documents, such as application system flows, sequence diagrams, use-case diagrams, deployment diagrams, network diagrams, DR plans, CPM documents, etc. |
| hpsoaAlias                   | Alias               | 0           | 1   | No        | Application alias  |

## Artifact

Represents an SOA artifact

Localname: artifact

This artifact type is abstract and serves as a super-category.

## Assertion

A definition of a ws-policy assertion.

Localname: assertionArtifact

This artifact type is not abstract, so instances can exist.

This artifact type has properties in the following groups:

- [Table 63](#)
- [Table 64](#)

This artifact type has the following specific properties.

**Table 20. Assertion Specific Properties**

| ID                       | Label                       | Cardinality |     | Read Only | Description  |
|--------------------------|-----------------------------|-------------|-----|-----------|--|
|                          |                             | Min         | Max |           |  |
| imports                  | Imports                     | 0           | ∞   | No        | Lists artifact(s) that are imported by this artifact             |
| importedBy               | Imported by                 | 0           | ∞   | No        | List resources that import/include this artifact                 |
| associatedApplication    | Associated Application      | 0           | 1   | No        | Application that maintains this artifact                         |
| uddiDefinition           | UDDI Definition             | 0           | ∞   | No        | Reference to the UDDI Entity artifact that defines this artifact |
| assertionQName           | Assertion QName             | 1           | 1   | No        | Template QName of Assertion artifact                             |
| applicableSourceMimetype | Applicable source MIME type | 0           | ∞   | No        | Applicable source MIME type                                      |
| applicableSourceQName    | Applicable source QName     | 0           | ∞   | No        | Applicable source QName  |
| assertionClassification  | Assertion Classification    | 0           | 1   | No        | Assertion Classification   |

## BAC / UCMDB Server

Represents a BAC / UCMDB Server

Localname: bacServerArtifact

This artifact type is not abstract, so instances can exist.

This artifact type has properties in the following groups:

- [Table 64](#)

This artifact type has the following specific properties.

**Table 21. BAC / UCMDB Server Specific Properties**

| ID                     | Label               | Cardinality |     | Read Only | Description                                   |
|------------------------|---------------------|-------------|-----|-----------|---|
|                        |                     | Min         | Max |           |   |
| baseUrl                | Base URL            | 1           | 1   | No        | Base (URL) of the installed Server            |
| username               | Username            | 0           | 1   | No        | Username                                      |
| encryptedPassword      | Password            | 0           | 1   | No        | Password                                      |
| ucmdbUsername          | UCMDB Username      | 0           | 1   | No        | UCMDB Username                                |
| ucmdbEncryptedPassword | UCMDB Password      | 0           | 1   | No        | UCMDB Password                                |
| runtimePolicy          | Runtime Policy      | 0           | ∞   | No        | Reference to run-time policy of this artifact |
| resourceOfUsagePlan    | Usage Plan Resource | 0           | ∞   | No        | Reference to the usage plan                   |

## BAC Entity

BAC entity - UCMDB CI

Localname: bacEntityArtifact

This artifact type is not abstract, so instances can exist.

This artifact type has the following specific properties.



**Table 22. BAC Entity Specific Properties**

| ID         | Label       | Cardinality |     | Read Only | Description                                |
|------------|-------------|-------------|-----|-----------|--|
|            |             | Min         | Max |           |  |
| externalId | External ID | 0           | 1   | No        | ID of the artifact in the external system. |

## BAC Service Discovery Tool

Provides Service Discovery for HP Business Availability Center, BAC (version 7.5 and higher)

Localname: bacDiscoveryToolArtifact

This artifact type is not abstract, so instances can exist.

## BPEL Process

BPEL Process

Localname: hpsoaBpelProcessArtifact

This artifact type is not abstract, so instances can exist.

This artifact type has the following specific properties.

**Table 23. BPEL Process Specific Properties**

| ID                   | Label                  | Cardinality |     | Read Only | Description   |
|----------------------|------------------------|-------------|-----|-----------|---|
|                      |                        | Min         | Max |           |   |
| targetNamespace      | Target Namespace       | 0           | 1   | No        | Target namespace of a WSDL/XSD document   |
| queryLanguage        | Query Language         | 0           | 1   | No        | Query Language of a BPEL process  |
| expressionLanguage   | Expression Language    | 0           | 1   | No        | Expression Language of a BPEL process   |
| suppressJoinFailure  | Suppress Join Failure  | 0           | 1   | No        | Suppress Join Failure property of BPEL process  |
| exitOnStandardFault  | Exit on Standard Fault | 0           | 1   | No        | Exit on Standard Fault property of BPEL process   |
| partnerLink          | Partner Link           | 0           | ∞   | No        | Partner Link of BPEL process  |
| importedWsdldocument | Imported WSDL          | 0           | ∞   | No        | References a WSDL repository document imported with this artifact   |
| importedXsdDocument  | Imported XSD           | 0           | ∞   | No        | Reference to the XML Schema document imported by this artifact. Imports and includes should be classified using useType attribute ('import', 'include', 'externalRef', 'parentRef', etc.) |
| soapInterface        | Soap Interface         | 0           | ∞   | No        | Soap Interface  |

## Business Policy

Document in the format described by the WS-Policy attachment

Localname: businessPolicyArtifact

This artifact type is not abstract, so instances can exist.

This artifact type has properties in the following groups:

- [Table 63](#)
- [Table 64](#)

This artifact type has the following specific properties.

**Table 24. Business Policy Specific Properties**

| ID                       | Label                      | Cardinality |     | Read Only | Description  |
|--------------------------|----------------------------|-------------|-----|-----------|--|
|                          |                            | Min         | Max |           |  |
| imports                  | Imports                    | 0           | ∞   | No        | Lists artifact(s) that are imported by this artifact             |
| importedBy               | Imported by                | 0           | ∞   | No        | List resources that import/include this artifact                 |
| associatedApplication    | Associated Application     | 0           | 1   | No        | Application that maintains this artifact                         |
| uddiDefinition           | UDDI Definition            | 0           | ∞   | No        | Reference to the UDDI Entity artifact that defines this artifact |
| artifactTypeSelector     | Artifact Type Selector     | 0           | 1   | No        | Artifact Type Selector for Business Policy                       |
| includedPropertySelector | Included Property Selector | 0           | ∞   | No        | Included Property Selector for Business Policy                   |
| excludedPropertySelector | Excluded Property Selector | 0           | ∞   | No        | Excluded Property Selector for Business Policy                   |
| includedArtifactSelector | Included Artifact Selector | 0           | ∞   | No        | Included Artifact Selector for Business Policy                   |
| excludedArtifactSelector | Excluded Artifact Selector | 0           | ∞   | No        | Excluded Artifact Selector for Business Policy                   |

## Business Process

Represents business processes.

Localname: hpsoaBusinessProcessArtifact

This artifact type is abstract and serves as a super-category.

This artifact type has properties in the following groups:

- [Table 61](#)
- [Table 63](#)
- [Table 64](#)
- [Table 65](#)
- [Table 66](#)
- [Table 68](#)

This artifact type has the following specific properties.

**Table 25. Business Process Specific Properties**

| ID                        | Label                     | Cardinality |     | Read Only | Description               |
|---------------------------|---------------------------|-------------|-----|-----------|---------------------------|
|                           |                           | Min         | Max |           |                           |
| r_processImplementationOf | Process Implementation Of | 0           | ∞   | No        | Process Implementation Of |
| r_processOf               | Process Of                | 0           | ∞   | No        | Process Of                |

## Business Service

Service described in business terms that can be implemented using one of more Web Services or other Implementations. Contracts enable re-use of Business Services

Localname: businessServiceArtifact

This artifact type is not abstract, so instances can exist.

This artifact type has properties in the following groups:

- Table 61
- Table 64
- Table 65
- Table 66
- Table 68

This artifact type has the following specific properties.

**Table 26. Business Service Specific Properties**

| ID                        | Label                 | Cardinality |     | Read Only | Description   |
|---------------------------|-----------------------|-------------|-----|-----------|---|
|                           |                       | Min         | Max |           |   |
| service                   | Implementation        | 0           | ∞   | No        | Lists implementations that form this Business Service   |
| providedBy                | Provided by           | 0           | ∞   | No        | Refers to the Contact who provides this artifact. Optional usetype describes how the artifact is provided - 'responsible', 'developer', 'administrator', etc. |
| keyword                   | Keyword               | 0           | ∞   | No        | Keyword associated with the artifact  |
| hpsoaProvidingApplication | Providing Application | 0           | ∞   | No        | Providing Application   |
| r_serviceType             | Service type          | 0           | 1   | No        | Service type.   |
| externalDefinition        | Defines               | 0           | ∞   | No        | Reference from externalEntityArtifact to artifact.  |
| r_businessProcess         | Business Process      | 0           | ∞   | No        | Business Process  |
| uddiDefinition            | UDDI Definition       | 0           | ∞   | No        | Reference to the UDDI Entity artifact that defines this artifact  |

## Categorization

Represents an artifact used for categorization

Localname: categorizationArtifact

This artifact type is abstract and serves as a super-category.

## Compliance Trend Data Cleaner

Compliance Trend Data Cleaner

Localname: trendCleanerToolArtifact

This artifact type is not abstract, so instances can exist.

## Contact

Describes a contact

Localname: contactArtifact

This artifact type is abstract and serves as a super-category.

This artifact type has properties in the following groups:

- [Table 61](#)
- [Table 64](#)

This artifact type has the following specific properties.

**Table 27. Contact Specific Properties**

| ID                      | Label               | Cardinality |     | Read Only | Description  |
|-------------------------|---------------------|-------------|-----|-----------|--|
|                         |                     | Min         | Max |           |  |
| provides                | Provides            | 0           | ∞   | No        | Artifacts provided by this Contact. Optional usetype describes how the artifact is provided - 'responsible', 'developer', 'administrator', 'project manager', etc. |
| contactRole             | Contact Role        | 0           | 1   | No        | Role of the contact, such as 'business expert', 'developer' or 'architect'   |
| geographicalLocation    | Geographic Location | 0           | ∞   | No        | Geographic Location  |
| languageCode            | Language Code       | 0           | 1   | No        | Preferred language   |
| hpsoaApplicationContact | Application Contact | 0           | ∞   | No        | Application Contact  |

## Content

SOA related documents

Localname: repositoryArtifact

This artifact type is abstract and serves as a super-category.

## Contract

Represents a contract

Localname: contractArtifact

This artifact type is not abstract, so instances can exist.

This artifact type has properties in the following groups:

- [Table 64](#)

This artifact type has the following specific properties.

**Table 28. Contract Specific Properties**

| ID                  | Label                     | Cardinality |          | Read Only | Description                                  |
|---------------------|---------------------------|-------------|----------|-----------|--|
|                     |                           | Min         | Max      |           |  |
| consumerContractor  | Consumer                  | 0           | 1        | No        | Reference to consumer contact                |
| usagePlan           | Usage Plan                | 0           | 1        | No        | Reference to usage plan                      |
| slo                 | SLO                       | 0           | $\infty$ | No        | Contract SLO                                 |
| providerContractor  | Provider                  | 0           | 1        | No        | Reference to provider                        |
| acceptedRequest     | Accepted Request          | 0           | 1        | No        | Reference from contract to accepted requests |
| rejectedRequest     | Rejected Request          | 0           | 1        | No        | Reference from contract to rejected requests |
| revokedRequest      | Revoked Request           | 0           | 1        | No        | Reference from contract to revoked requests  |
| contractAcceptedBy  | Accepted Contract of      | 0           | 1        | No        | Reference from accepting provider            |
| rejectedContractOf  | Rejected Contract of      | 0           | 1        | No        | Reference from rejecting provider            |
| revokedContractOf   | Revoked Contract of       | 0           | 1        | No        | Reference from revoking provider             |
| obsoletedContract   | Obsolete Contract         | 0           | $\infty$ | No        | Reference to obsoleted contract(s)           |
| obsoletedByContract | Made obsolete by Contract | 0           | 1        | No        | Contract that changed this contract          |
| obsoletedByRequest  | Made obsolete by Request  | 0           | 1        | No        | Request that changed this contract           |
| contractState       | Contract State            | 0           | 1        | No        | State of contract                            |

## Documentation

Information about a service or related items

Localname: documentationArtifact



This artifact type is not abstract, so instances can exist.

This artifact type has properties in the following groups:

- [Table 63](#)
- [Table 64](#)
- [Table 68](#)

This artifact type has the following specific properties.

**Table 29. Documentation Specific Properties**

| ID                                      | Label                | Cardinality |     | Read Only | Description   |
|---|----------------------|-------------|-----|-----------|---|
|   |                      | Min         | Max |           |   |
| documentType                            | Type                 | 0           | 1   | No        | Type of the document  |
| documentationOf                         | Documentation of     | 0           | ∞   | No        | Artifact that this artifact documents   |
| escalationProcedureDocumentationInverse | Escalation Procedure | 0           | ∞   | No        | Order of precedence for notification of support personnel in the case of a service outage         |
| failureProcedureDocumentationInverse    | Failure Procedure    | 0           | ∞   | No        | Step-by-step procedure to perform in the event of a service failure                               |
| filteringRulesDocumentationInverse      | Filtering Rules      | 0           | ∞   | No        | Links to various documents describing filtering rules   |
| volumeDistributionDocumentationInverse  | Volume Distribution  | 0           | ∞   | No        | Document describing volume distribution - sizes and frequency of messages (distribution function) |

## DTD

DTD document

Localname: dtdArtifact

This artifact type is not abstract, so instances can exist.

This artifact type has properties in the following groups:

- [Table 63](#)
- [Table 64](#)
- [Table 68](#)

This artifact type has the following specific properties.

**Table 30. DTD Specific Properties**

| ID                       | Label                | Cardinality |     | Read Only | Description  |
|--------------------------|----------------------|-------------|-----|-----------|--|
|                          |                      | Min         | Max |           |  |
| importedDtdDocument      | Imported DTD         | 0           | ∞   | No        | Reference to DTD document imported by this artifact. Public/System external entity declaration can be differentiated using useType attribute |
| dtdImportedBy            | Imported by          | 0           | ∞   | No        | List resources that import/include this DTD artifact   |
| schemaInstanceProducedBy | Instance Produced by | 0           | ∞   | No        | Reference to a transformation (XSLT or XQuery) that produces XML documents adhering to this schema   |
| schemaInstanceConsumedBy | Instance Consumed by | 0           | ∞   | No        | Reference to a transformation (XSLT or XQuery) that produces XML documents conforming to this schema   |

## Endpoint

Endpoint of implementation.

Localname: endpointArtifact

This artifact type is not abstract, so instances can exist.

This artifact type has properties in the following groups:

- [Table 64](#)
- [Table 65](#)
- [Table 68](#)

This artifact type has the following specific properties.

**Table 31. Endpoint Specific Properties**

| ID                 | Label                            | Cardinality |     | Read Only | Description  |
|--------------------|----------------------------------|-------------|-----|-----------|--|
|                    |                                  | Min         | Max |           |  |
| accessPoint        | Endpoint URL                     | 0           | 1   | No        | Endpoint(s) used to access the service                           |
| instanceDetail     | Binding Template Instance Detail | 0           | ∞   | No        | Binding Template instance detail. Used by UDDI integration.      |
| endpointOf         | Implementation of endpoint       | 0           | ∞   | No        | Reference to the endpoint's implementation.                      |
| portName           | WSDL Port Name                   | 0           | 1   | No        | WSDL Port Name   |
| environment        | Environment                      | 0           | 1   | No        | Separates per environment  |
| r_managementType   | Type                             | 0           | 1   | No        | Type.  |
| externalDefinition | Defines                          | 0           | ∞   | No        | Reference from externalEntityArtifact to artifact.               |
| uddiDefinition     | UDDI Definition                  | 0           | ∞   | No        | Reference to the UDDI Entity artifact that defines this artifact |

## External entity

Represents any external entity.

Localname: externalEntityArtifact

This artifact type is abstract and serves as a super-category.

This artifact type has properties in the following groups:

- [Table 63](#)
- [Table 64](#)

This artifact type has the following specific properties.

**Table 32. External entity Specific Properties**

| ID                  | Label                      | Cardinality |     | Read Only | Description   |
|---------------------|----------------------------|-------------|-----|-----------|---|
|                     |                            | Min         | Max |           |   |
| definesArtifact     | Defines                    | 0           | 1   | No        | Reference from externalEntityArtifact to artifact.                        |
| lastSynchronized    | Last synchronized          | 0           | 1   | No        | Date and time of last synchronization with an external server.            |
| integrationProperty | Integration Property       | 0           | ∞   | No        | Represents any custom integration properties about import/export process. |
| registeredIn        | Registered in              | 0           | 1   | No        | Reference from externalEntityArtifact to registryArtifact.                |
| lastSynchRevision   | Last synchronized revision | 0           | 1   | No        | Revision of the artifact at the time of last synchronization              |
| lastSynchHash       | Last synchronized hashcode | 0           | 1   | No        | Hashcode of the external entity at the time of last synchronization       |

## Impact Tool

Impact Tool provides the ability to list all artifacts related to a specific artifact

Localname: impactToolArtifact

This artifact type is not abstract, so instances can exist.

This artifact type has the following specific properties.

**Table 33. Impact Tool Specific Properties**

| ID         | Label       | Cardinality |     | Read Only | Description   |
|------------|-------------|-------------|-----|-----------|---|
|            |             | Min         | Max |           |   |
| impactType | Impact Type | 0           | 1   | No        | Impact type specifies how other artifacts relate to this artifact |

## Implementation

Implementation of a service

Localname: implementationArtifact

This artifact type is abstract and serves as a super-category.

This artifact type has properties in the following groups:

- [Table 61](#)
- [Table 64](#)
- [Table 65](#)
- [Table 66](#)
- [Table 68](#)

This artifact type has the following specific properties.

**Table 34. Implementation Specific Properties**

| ID                  | Label               | Cardinality |     | Read Only | Description  |
|---------------------|---------------------|-------------|-----|-----------|--|
|                     |                     | Min         | Max |           |  |
| inBusinessService   | In Business Service | 0           | ∞   | No        | The Business Service artifact represents a logical service and contains descriptive information in business terms. Technical information about the Business Service is found in the referenced Implementation artifacts. |
| providedBy          | Provided by         | 0           | ∞   | No        | Refers to the Contact who provides this artifact. Optional usetype describes how the artifact is provided - 'responsible', 'developer', 'administrator', etc.  |
| accessPoint         | Endpoint URL        | 0           | ∞   | No        | Endpoint(s) used to access the service   |
| endpoint            | Endpoint            | 0           | ∞   | No        | Reference to the endpoint.   |
| runtimePolicy       | Runtime Policy      | 0           | ∞   | No        | Reference to run-time policy of this artifact  |
| resourceOfUsagePlan | Usage Plan Resource | 0           | ∞   | No        | Reference to the usage plan  |
| r_operation         | Operation           | 0           | ∞   | No        | Operation  |
| externalDefinition  | Defines             | 0           | ∞   | No        | Reference from externalEntityArtifact to artifact.   |
| scaDefinition       | SCA Definition      | 0           | ∞   | No        | SCA Definition   |
| uddiDefinition      | UDDI Definition     | 0           | ∞   | No        | Reference to the UDDI Entity artifact that defines this artifact   |

## Integration

Registries used for governance

Localname: registryArtifact

This artifact type is abstract and serves as a super-category.

This artifact type has the following specific properties.

**Table 35. Integration Specific Properties**

| ID              | Label            | Cardinality |     | Read Only | Description  |
|-----------------|------------------|-------------|-----|-----------|--|
|                 |                  | Min         | Max |           |  |
| publishLocation | Publish Location | 0           | 1   | No        | Location where imported artifacts will be published        |
| registers       | Registers        | 0           | ∞   | No        | Reference from externalEntityArtifact to registryArtifact. |
| environment     | Environment      | 0           | 1   | No        | Separates per environment                                  |

## Interface

Metadata representing a Web Service

Localname: interfaceArtifact

This artifact type is abstract and serves as a super-category.

## Job Tool

Starts a simple job

Localname: jobToolArtifact

This artifact type is not abstract, so instances can exist.

This artifact type has the following specific properties.

**Table 36. Job Tool Specific Properties**

| ID         | Label                       | Cardinality |     | Read Only | Description                          |
|------------|-----------------------------|-------------|-----|-----------|--------------------------------------|
|            |                             | Min         | Max |           |                                      |
| jobClassId | Job Implementation Class ID | 0           | 1   | No        | Class id of class implementing a job |

## Lifecycle Validation Scheduling Tool

Provides Service Lifecycle Validation Scheduling

Localname: lifecycleValidationToolArtifact

This artifact type is not abstract, so instances can exist.

This artifact type has the following specific properties.

**Table 37. Lifecycle Validation Scheduling Tool Specific Properties**

| ID         | Label                   | Cardinality |     | Read Only | Description   |
|------------|-------------------------|-------------|-----|-----------|---|
|            |                         | Min         | Max |           |   |
| jobRunType | Lifecycle Tool Run Type | 0           | 1   | No        | Possible values - save, schedule (or empty), promotion, all |

## Operation

Represents a web service operation

Localname: hpsoaOperationArtifact

This artifact type is not abstract, so instances can exist.

This artifact type has properties in the following groups:

- [Table 64](#)
- [Table 65](#)



This artifact type has the following specific properties.

**Table 38. Operation Specific Properties**

| ID              | Label            | Cardinality |     | Read Only | Description                                   |
|-----------------|------------------|-------------|-----|-----------|---|
|                 |                  | Min         | Max |           |   |
| operationName   | Operation name   | 0           | 1   | No        | Operation name                                |
| portType        | Port type        | 0           | 1   | No        | Port type                                     |
| targetNamespace | Target Namespace | 0           | 1   | No        | Target namespace of a WSDL/XSD document       |
| inputTypes      | Input types      | 0           | ∞   | No        | Input types                                   |
| outputTypes     | Output types     | 0           | ∞   | No        | Output types                                  |
| faultTypes      | Fault types      | 0           | ∞   | No        | Fault types                                   |
| runtimePolicy   | Runtime Policy   | 0           | ∞   | No        | Reference to run-time policy of this artifact |
| r_operationOf   | Operation of     | 0           | ∞   | No        | Operation of                                  |

## Organizational Unit

Represents an organizational unit

Localname: organizationUnitArtifact

This artifact type is not abstract, so instances can exist.

This artifact type has the following specific properties.

**Table 39. Organizational Unit Specific Properties**

| ID                    | Label             | Cardinality |     | Read Only | Description  |
|-----------------------|-------------------|-------------|-----|-----------|--|
|                       |                   | Min         | Max |           |  |
| loginName             | Login Name        | 0           | 1   | No        | Artifact login name  |
| address               | Address           | 0           | 1   | No        | Surface Address  |
| email                 | Email             | 0           | ∞   | No        | Email Address  |
| phone                 | Phone             | 0           | ∞   | No        | Phone number   |
| instantMessenger      | Instant Messenger | 0           | ∞   | No        | Instant messenger ID   |
| hpsoaOwnedApplication | Owned Application | 0           | ∞   | No        | Application owned by this company                                |
| externalDefinition    | Defines           | 0           | ∞   | No        | Reference from externalEntityArtifact to artifact.               |
| uddiDefinition        | UDDI Definition   | 0           | ∞   | No        | Reference to the UDDI Entity artifact that defines this artifact |

## Policy

Describes a policy

Localname: policyArtifact

This artifact type is abstract and serves as a super-category.

## Policy Compliance Tool

Automatically run validations required for trend report construction

Localname: trendPreparationToolArtifact

This artifact type is not abstract, so instances can exist.

## Report

Report is the result of a tool or task execution

Localname: reportArtifact

This artifact type is not abstract, so instances can exist.

This artifact type has properties in the following groups:

- [Table 63](#)

This artifact type has the following specific properties.

**Table 40. Report Specific Properties**

| ID                    | Label                  | Cardinality |     | Read Only | Description  |
|-----------------------|------------------------|-------------|-----|-----------|--|
|                       |                        | Min         | Max |           |  |
| created               | Created                | 0           | 1   | No        | Date/time of report creation   |
| reportType            | Report Type            | 0           | 1   | No        | Type of the report, such as 'Report' or 'Index Report'                                 |
| reportCategory        | Report Category        | 0           | 1   | No        | Type of the report, such as 'compliance', 'validity', 'integrity', etc.                |
| reportStatus          | Status                 | 0           | 1   | No        | Status of the report, such as 'Complete' or 'Not complete'                             |
| reportResultCode      | Result Code            | 0           | 1   | No        | Result code of the report, such as 'OK' or 'Error'                                     |
| reports               | Reports                | 0           | ∞   | No        | References reports that are collected by index report                                  |
| indexReport           | Index Report           | 0           | 1   | No        | References index report that collects other reports created during processing of input |
| reportRendererId      | Report Renderer Id     | 0           | 1   | No        | Identification of report artifact content renderer                                     |
| closed                | Closed                 | 0           | 1   | No        | Marks index report artifact as closed. All associated reports have been created.       |
| associatedApplication | Associated Application | 0           | 1   | No        | Application that maintains this artifact   |
| task                  | Task                   | 0           | 1   | No        | References the task that created this report   |
| sourceArtifact        | Source Artifact        | 0           | 1   | No        | Artifact processed by this report  |
| sourceURI             | Source URI             | 0           | 1   | No        | URI of resource processed by this report   |

| ID                      | Label                       | Cardinality |     | Read Only | Description  |
|-------------------------|-----------------------------|-------------|-----|-----------|--|
|                         |                             | Min         | Max |           |  |
| errorSubreports         | Error Subreports            | 0           | 1   | No        | Specify number of subreports with result code Error            |
| okSubreports            | OK Subreports               | 0           | 1   | No        | Specify number of subreports with result code OK               |
| undefinedSubreports     | Undefined Subreports        | 0           | 1   | No        | Specify number of subreports with result code Undefined        |
| reviewSubreports        | Review Subreports           | 0           | 1   | No        | Specify number of subreports with result code Review           |
| notApplicableSubreports | 'Not Applicable' Subreports | 0           | 1   | No        | Specify number of subreports with result code 'Not applicable' |
| businessPolicyArtifact  | Business Policy artifact    | 0           | 1   | No        | Business policy used to create this report                     |
| technicalPolicyArtifact | Technical Policy artifact   | 0           | 1   | No        | Technical policy used to create this report                    |

## Reporting Tool

Posts a document to a specified URL to execute build of a report

Localname: reportingToolArtifact

This artifact type is not abstract, so instances can exist.

This artifact type has the following specific properties.

**Table 41. Reporting Tool Specific Properties**

| ID                          | Label                | Cardinality |     | Read Only | Description  |
|-----------------------------|----------------------|-------------|-----|-----------|--|
|                             |                      | Min         | Max |           |  |
| reportingUrl                | Target URI           | 0           | 1   | No        | Location (URI) where a reporting request will be posted        |
| reportingRequestContentType | Request Content Type | 0           | 1   | No        | Value of the Content-Type HTTP header of the reporting request |
| reportingRequestContent     | Request Content      | 0           | 1   | No        | Content to be posted   |

## Request

Represents a contract request

Localname: contractRequestArtifact

This artifact type is not abstract, so instances can exist.

This artifact type has properties in the following groups:

- [Table 64](#)

This artifact type has the following specific properties.

**Table 42. Request Specific Properties**

| ID                        | Label                     | Cardinality |     | Read Only | Description                                  |
|---------------------------|---------------------------|-------------|-----|-----------|--|
|                           |                           | Min         | Max |           |  |
| consumer                  | Consumer                  | 0           | 1   | No        | Reference to consumer contact                |
| requestUsagePlan          | Usage Plan                | 0           | 1   | No        | Reference to usage plan(s)                   |
| requestSlo                | SLO                       | 0           | ∞   | No        | Request SLO                                  |
| provider                  | Provider                  | 0           | 1   | No        | Reference to provider                        |
| acceptedRequestOfContract | Accepted Request of       | 0           | 1   | No        | Reference from contract to accepted request  |
| rejectedRequestOfContract | Rejected Request of       | 0           | 1   | No        | Reference from contract to rejected request  |
| revokedRequestOfContract  | Revoked Request of        | 0           | 1   | No        | Reference from contract to revoked request   |
| contractToObsolete        | Contract to make obsolete | 0           | ∞   | No        | Reference to contract(s) to be made obsolete |

## Resource Information Tool

Resource Information Tool provides basic information about repository resources

Localname: resourceInfoToolArtifact

This artifact type is not abstract, so instances can exist.

This artifact type is deprecated.

## SCA

SCA Artifact

Localname: hpsoaScaArtifact

This artifact type is not abstract, so instances can exist.

This artifact type has properties in the following groups:

- [Table 63](#)
- [Table 64](#)
- [Table 68](#)

This artifact type has the following specific properties.

**Table 43. SCA Specific Properties**

| ID                        | Label                       | Cardinality |     | Read Only | Description                             |
|---------------------------|-----------------------------|-------------|-----|-----------|---|
|                           |                             | Min         | Max |           |   |
| scaType                   | SCA Type                    | 1           | 1   | No        | SCA Type                                |
| targetNamespace           | Target Namespace            | 0           | 1   | No        | Target namespace of a WSDL/XSD document |
| scaName                   | SCA Name                    | 0           | 1   | No        | SCA Name                                |
| scaInclude                | Include SCA                 | 0           | ∞   | No        | Include SCA                             |
| scaIncludedBy             | Included by SCA             | 0           | ∞   | No        | Included by SCA                         |
| scaDepends                | Depends on SCA              | 0           | ∞   | No        | Depends on SCA                          |
| hasScaDependency          | Has SCA Dependency          | 0           | ∞   | No        | Has SCA Dependency                      |
| r_serviceDefinition       | SCA Service Definition      | 0           | ∞   | No        | SCA Service Definition                  |
| referenceDefinition       | SCA Reference Definition    | 0           | ∞   | No        | SCA Reference Definition                |
| compositeImplementation   | Composite Implementation    | 0           | ∞   | No        | SCA Composite Implementation            |
| compositeImplementationOf | Composite Implementation Of | 0           | ∞   | No        | Composite Implementation Of             |
| r_processImplementation   | Process Implementation      | 0           | ∞   | No        | Process Implementation                  |
| scaDefines                | Defines                     | 0           | ∞   | No        | Defines                                 |



## Schema

Represents a schema artifact

Localname: schemaArtifact

This artifact type is abstract and serves as a super-category.

## Schematron

Schematron schema in a version of the Schematron language

Localname: schematronArtifact

This artifact type is not abstract, so instances can exist.

This artifact type is deprecated.

## Schematron Tool

Schematron Integrity Tool provides the ability to validate resources using the schematron validation language

Localname: schematronIntegrityToolArtifact

This artifact type is not abstract, so instances can exist.

This artifact type is deprecated.

## Schematron XSLT

Schematron schema preprocessed to XSLT

Localname: schematronXsltArtifact

This artifact type is not abstract, so instances can exist.

This artifact type is deprecated.

## Schema Validity Tool

Validity Tool provides the ability to validate XML documents against XML schema documents

Localname: schemaValidityToolArtifact

This artifact type is not abstract, so instances can exist.

This artifact type is deprecated.

## Search And Transform

Document defining a search, query or transformation

Localname: searchAndTransformArtifact

This artifact type is abstract and serves as a super-category.

## SLO

Represents a Service Level Objective (SLO)

Localname: sloArtifact

This artifact type is not abstract, so instances can exist.

This artifact type has properties in the following groups:

- [Table 64](#)
- [Table 68](#)

This artifact type has the following specific properties.

**Table 44. SLO Specific Properties**

| ID                                      | Label                                      | Cardinality |     | Read Only | Description  |
|---|--|-------------|-----|-----------|--|
|   |  | Min         | Max |           |  |
| artifactSloOf                           | SLO of                                     | 0           | ∞   | No        | SLO of Artifact  |
| requestSloOf                            | SLO of                                     | 0           | ∞   | No        | SLO of Request   |
| sloOf                                   | SLO of                                     | 0           | ∞   | No        | SLO of Contract  |
| sloOfPlan                               | Usage Plan                                 | 0           | ∞   | No        | Reference from usage plan  |
| businessImpact                          | Business Impact                            | 0           | 1   | No        | Impact on the business in the case of an outage - HIGH, MEDIUM or LOW  |
| developmentEnvironmentAvailability      | Development Environment Availability       | 0           | 1   | No        | Expected date/time availability of development environment   |
| uatEnvironmentAvailability              | UAT Environment Availability               | 0           | 1   | No        | Expected date/time availability of User Acceptance environment (UAT)   |
| productionEnvironmentAvailability       | Production Environment Availability        | 0           | 1   | No        | Expected date/time availability of production environment  |
| disasterRecoveryEnvironmentAvailability | Disaster Recovery Environment Availability | 0           | 1   | No        | Expected date/time availability of disaster recovery environment   |
| hourOfConsumerOperation                 | Hours of Consumer Operation                | 0           | ∞   | No        | Day(s) of the week and hours during the day when the consumer is expected to operate. Property value format is WEEKDAY/FROM HOUR/TO HOUR for example monday/9:00/18:00 |

| ID                              | Label                       | Cardinality |     | Read Only | Description  |
|---------------------------------|-----------------------------|-------------|-----|-----------|--|
|                                 |                             | Min         | Max |           |  |
| hourOfProviderOperation         | Hours of Provider Operation | 0           | ∞   | No        | Day(s) of the week and hours during the day when the provider is expected to operate. Property value format is WEEKDAY/FROM HOUR/TO HOUR for example monday/9:00/18:00 |
| hourOfServiceOperation          | Hours of Service Operation  | 0           | ∞   | No        | Day(s) of the week and hours during the day when the service is expected to operate. Property value format is WEEKDAY/FROM HOUR/TO HOUR for example monday/9:00/18:00  |
| timingRequired                  | Timing Required             | 0           | 1   | No        | Require message delivery timing capture  |
| guaranteedDelivery              | Guaranteed Delivery         | 0           | 1   | No        | Require guaranteed delivery  |
| filteringRulesDocumentation     | Filtering Rules             | 0           | ∞   | No        | Links to various documents describing filtering rules  |
| expectedMessagesPerDay          | Expected Messages Per Day   | 0           | 1   | No        | Expected average volume of message traffic per day - number of messages  |
| maximumMessagesPerDay           | Maximum Messages Per Day    | 0           | 1   | No        | Maximum volume of message traffic per day - number of messages   |
| maximumMessageSize              | Maximum Message Size [kB]   | 0           | 1   | No        | Maximum expected message size  |
| volumeDistributionDocumentation | Volume Distribution         | 0           | 1   | No        | Document describing volume distribution - sizes and frequency of messages (distribution function)  |

| ID                               | Label                       | Cardinality |     | Read Only | Description   |
|----------------------------------|-----------------------------|-------------|-----|-----------|---|
|                                  |                             | Min         | Max |           |   |
| failureProcedureDocumentation    | Failure Procedure           | 0           | 1   | No        | Step-by-step procedure to perform in the event of a service failure                       |
| escalationProcedureDocumentation | Escalation Procedure        | 0           | 1   | No        | Order of precedence for notification of support personnel in the case of a service outage |
| acceptableDowntime               | Acceptable Downtime [hours] | 0           | 1   | No        | Number of hours that the service can be down before there is a severe business impact     |
| dependsOnArtifact                | Depends on Artifact         | 0           | ∞   | No        | Model level dependency. Used by impact management tools                                   |
| hasDependingArtifact             | Depending Artifact          | 0           | ∞   | No        | Lists model artifacts that depend on this artifact. Used by impact management.            |
| dailyPeakPeriod                  | Daily Peak Period           | 0           | 1   | No        | Daily Peak Period   |
| peakMsg                          | Peak [Msg/Min]              | 0           | 1   | No        | Peak [Msg/Min]  |
| serviceAvailability              | Service Availability        | 0           | 1   | No        |   |
| serviceTermination               | Service Termination         | 0           | 1   | No        |   |
| throughput                       | Throughput [Msg/Min]        | 0           | 1   | No        |   |
| responseTime                     | Response Time [sec]         | 0           | 1   | No        |   |
| availability                     | Availability [%]            | 0           | 1   | No        |   |
| performance                      | Performance [%]             | 0           | 1   | No        |   |

## SOA

Intangible artifact of a type significant at the architectural level

Localname: modelArtifact

This artifact type is abstract and serves as a super-category.

## SOA Policy Enforcer Server

SOA Policy Enforcer Server

Localname: soamServerArtifact

This artifact type is not abstract, so instances can exist.

This artifact type has properties in the following groups:

- [Table 64](#)

This artifact type has the following specific properties.

**Table 45. SOA Policy Enforcer Server Specific Properties**

| ID                 | Label                     | Cardinality |     | Read Only | Description                        |
|--------------------|---------------------------|-------------|-----|-----------|------------------------------------|
|                    |                           | Min         | Max |           |                                    |
| baseUrl            | Base URL                  | 0           | 1   | No        | Base (URL) of the installed Server |
| username           | Username                  | 0           | 1   | No        | Username                           |
| simplePassword     | Password                  | 0           | 1   | No        | Password                           |
| allowHttpBasicAuth | HTTP Basic Authentication | 0           | 1   | No        | HTTP Basic Authentication          |

## SOAP Service

Web service is a software module whose functionality is accessible using the SOAP protocol. Web services are HTTP based and usually described using WSDL

Localname: webServiceArtifact

This artifact type is not abstract, so instances can exist.

This artifact type has the following specific properties.

**Table 46. SOAP Service Specific Properties**

| ID                   | Label                  | Cardinality |     | Read Only | Description   |
|----------------------|------------------------|-------------|-----|-----------|---|
|                      |                        | Min         | Max |           |   |
| serviceName          | WSDL Service Name      | 0           | 1   | No        | WSDL Service Name   |
| serviceNamespace     | WSDL Service Namespace | 0           | 1   | No        | WSDL Service Namespace  |
| definition           | Definition             | 0           | ∞   | No        | References the primary repository document that defines this artifact, such as a WSDL, XSD, UML or IDL resource |
| wsdlPortRelationship | WSDL Port              | 0           | ∞   | No        | Reference to WSDL port  |
| soapInterfaceOf      | Soap Interface Of      | 0           | ∞   | No        | Soap Interface of BPEL process  |

## STM Server

Service Test Management (STM) Server

Localname: hpsoaStmServerArtifact

This artifact type is not abstract, so instances can exist.

This artifact type has properties in the following groups:

- [Table 64](#)

This artifact type has the following specific properties.

**Table 47. STM Server Specific Properties**

| ID                 | Label                     | Cardinality |     | Read Only | Description                        |
|--------------------|---------------------------|-------------|-----|-----------|------------------------------------|
|                    |                           | Min         | Max |           |                                    |
| baseUrl            | Base URL                  | 0           | 1   | No        | Base (URL) of the installed Server |
| username           | Username                  | 0           | 1   | No        | Username                           |
| simplePassword     | Password                  | 0           | 1   | No        | Password                           |
| stmDomain          | STM Domain                | 0           | 1   | No        | STM Domain Name                    |
| stmProject         | STM Project               | 0           | 1   | No        | STM Project Name                   |
| allowHttpBasicAuth | HTTP Basic Authentication | 0           | 1   | No        | HTTP Basic Authentication          |

## Stored Search

Representation of criteria for a search

Localname: storedSearchArtifact

This artifact type is not abstract, so instances can exist.

This artifact type has properties in the following groups:

- [Table 64](#)
- [Table 68](#)

This artifact type has the following specific properties.

**Table 48. Stored Search Specific Properties**

| ID             | Label           | Cardinality |     | Read Only | Description             |
|----------------|-----------------|-------------|-----|-----------|-------------------------|
|                |                 | Min         | Max |           |                         |
| collectionName | Collection Name | 0           | 1   | No        | Name of a collection    |
| xqueryDocument | XQuery          | 0           | 1   | No        | Reference to the XQuery |



## Sync Tool

Provides resource synchronization

Localname: syncToolArtifact

This artifact type is not abstract, so instances can exist.

## System

System Artifacts

Localname: systemArtifact

This artifact type is abstract and serves as a super-category.

## Task

A task is a tool prepared for execution. It can be scheduled for automatic execution

Localname: taskArtifact

This artifact type is not abstract, so instances can exist.

This artifact type has the following specific properties.

**Table 49. Task Specific Properties**

| ID          | Label     | Cardinality |          | Read Only | Description   |
|-------------|-----------|-------------|----------|-----------|---|
|             |           | Min         | Max      |           |   |
| tool        | Tool      | 0           | 1        | No        | Reference to the tool associated with the task or report    |
| selector    | Selector  | 0           | 1        | No        | Selector of task  |
| scheduled   | Scheduled | 0           | 1        | No        | Task schedule information                                   |
| taskReports | Reports   | 0           | $\infty$ | No        | References index reports that generated by running the task |

## Taxonomy

UDDI compatible taxonomy definition

Localname: taxonomyArtifact

This artifact type is not abstract, so instances can exist.

This artifact type has properties in the following groups:

- [Table 63](#)
- [Table 64](#)
- [Table 68](#)

This artifact type has the following specific properties.

**Table 50. Taxonomy Specific Properties**

| ID                 | Label                | Cardinality |     | Read Only | Description  |
|--------------------|----------------------|-------------|-----|-----------|--|
|                    |                      | Min         | Max |           |  |
| productionStage    | Lifecycle Stage      | 0           | 1   | No        | Stage of the service lifecycle (development, production etc.)                        |
| hierarchical       | Hierarchical         | 0           | 1   | No        | Marks the taxonomy as hierarchical. If this property is false, the taxonomy is flat. |
| checked            | Checked              | 0           | 1   | No        | Marks a taxonomy as checked  |
| valueDisplayFormat | Value Display Format | 0           | 1   | No        | Defines how other taxonomies should be displayed.                                    |

## Tool

Represents a tool

Localname: toolArtifact

This artifact type is abstract and serves as a super-category.

This artifact type has the following specific properties.

**Table 51. Tool Specific Properties**

| ID          | Label | Cardinality |     | Read Only | Description  |
|-------------|-------|-------------|-----|-----------|--|
|             |       | Min         | Max |           |  |
| toolInverse | Tool  | 0           | ∞   | No        | Reference to the tool associated with the task or report |

## UDDI Channel

UDDI Registry account used for synchronization

Localname: uddiChannelArtifact

This artifact type is not abstract, so instances can exist.

This artifact type is deprecated.

## UDDI Entity

UDDI entity - Business Entity, Business Service, Binding Template or TModel

Localname: uddiEntityArtifact

This artifact type is not abstract, so instances can exist.

This artifact type has the following specific properties.

**Table 52. UDDI Entity Specific Properties**

| ID                   | Label                  | Cardinality |     | Read Only | Description  |
|----------------------|------------------------|-------------|-----|-----------|--|
|                      |                        | Min         | Max |           |  |
| uddiEntityType       | UDDI Entity Type       | 0           | 1   | No        | Type of UDDI entity  |
| uddiEntityKey        | UDDI Entity Key        | 0           | 1   | No        | UUID key of UDDI entity  |
| uddiRegistryArtifact | UDDI Registry Artifact | 0           | 1   | No        | UDDI Registry Artifact that has this UDDI entity in custody                    |
| crc                  | CRC                    | 0           | 1   | No        | Cyclic Redundancy Code   |
| uddiImport           | UDDI Import Flag       | 0           | 1   | No        | Flag that indicates that the UDDI artifact was created by import from registry |
| defines              | Definition             | 0           | ∞   | No        | Reference to the artifact that is defined by this UDDI entity                  |

## UDDI Registry

Represents a UDDI Registry

Localname: uddiRegistryArtifact

This artifact type is not abstract, so instances can exist.

This artifact type has properties in the following groups:

- [Table 64](#)

This artifact type has the following specific properties.

**Table 53. UDDI Registry Specific Properties**

| ID                 | Label                 | Cardinality |     | Read Only | Description  |
|--------------------|-----------------------|-------------|-----|-----------|--|
|                    |                       | Min         | Max |           |  |
| username           | Username              | 0           | 1   | No        | Username   |
| simplePassword     | Password              | 0           | 1   | No        | Password   |
| inquiryUrl         | Inquiry URL           | 0           | 1   | No        | Location (URL) of UDDI Inquiry interface   |
| publishingUrl      | Publishing URL        | 0           | 1   | No        | Location (URL) of UDDI Publishing interface  |
| uddiApiVersion     | UDDI API Version      | 1           | 1   | No        | UDDI API version (v2,v3,...)   |
| securityUrl        | Security URL          | 0           | 1   | No        | Location (URL) of UDDI Security interface  |
| taxonomyUrl        | Taxonomy URL          | 0           | 1   | No        | Location (URL) of Systinet UDDI Taxonomy interface   |
| fullVersion        | Full Version          | 0           | 1   | No        | Full asset version. For example the version of a UDDI Registry artifact might be '3' and its full version might be 'Systinet Registry 5.5' |
| uddiChannel        | UDDI Channel          | 0           | ∞   | No        | Reference to UDDI Channel artifact   |
| technicalDetail    | Technical Detail      | 0           | ∞   | No        | Technical details represented as name/value pairs  |
| systinetRegistry   | HP SOA Registry       | 0           | 1   | No        | This Registry is a HP SOA Registry   |
| allowImport        | Allow Import          | 0           | 1   | No        | Allow Import   |
| allowExport        | Allow Export          | 0           | 1   | No        | Allow Export   |
| webAdminConsoleUrl | Web Admin Console URL | 0           | 1   | No        | Location (URL) of UDDI Web Admin Console   |

| ID                  | Label                     | Cardinality |     | Read Only | Description   |
|---------------------|---------------------------|-------------|-----|-----------|---|
|                     |                           | Min         | Max |           |   |
| webUserConsoleUrl   | Web User Console URL      | 0           | 1   | No        | Location (URL) of UDDI Web User Console   |
| runtimePolicy       | Runtime Policy            | 0           | ∞   | No        | Reference to run-time policy of this artifact   |
| resourceOfUsagePlan | Usage Plan Resource       | 0           | ∞   | No        | Reference to the usage plan   |
| version             | Version                   | 0           | 1   | No        | Version of the resource. For example, various versioning schemes can be used to describe the version of WSDL or UDDI that artifacts conform to. |
| allowHttpBasicAuth  | HTTP Basic Authentication | 0           | 1   | No        | HTTP Basic Authentication   |

## Usage Plan

Represents a usage plan for a contract

Localname: usagePlanArtifact

This artifact type is not abstract, so instances can exist.

This artifact type is deprecated.

## User Profile

Represents a User Profile

Localname: personArtifact

This artifact type is not abstract, so instances can exist.

This artifact type has the following specific properties.

**Table 54. User Profile Specific Properties**

| ID               | Label             | Cardinality |     | Read Only | Description                 |
|------------------|-------------------|-------------|-----|-----------|-----------------------------|
|                  |                   | Min         | Max |           |                             |
| loginName        | Login Name        | 0           | 1   | No        | Artifact login name         |
| address          | Address           | 0           | 1   | No        | Surface Address             |
| email            | Email             | 0           | ∞   | No        | Email Address               |
| phone            | Phone             | 0           | ∞   | No        | Phone number                |
| instantMessenger | Instant Messenger | 0           | ∞   | No        | Instant messenger ID        |
| primaryGroup     | Primary Group     | 0           | 1   | No        | User Profiles primary group |
| accountState     | Account State     | 0           | 1   | No        | Users account state         |

## Validate Compliance Tool

Validate Compliance Tool

Localname: policyComplianceToolArtifact

This artifact type is not abstract, so instances can exist.

## Web Application

A web application (or web interface) is also a service. While it is accessible only by a human, it uses other services (soap services, databases) to function

Localname: webArtifact

This artifact type is not abstract, so instances can exist.

## WSDL

Web Services Description Language document describing a Web Service

Localname: wsdlArtifact

This artifact type is not abstract, so instances can exist.

This artifact type has properties in the following groups:

- [Table 63](#)
- [Table 64](#)
- [Table 65](#)
- [Table 68](#)

This artifact type has the following specific properties.



**Table 55. WSDL Specific Properties**

| ID                      | Label                | Cardinality |     | Read Only | Description   |
|-------------------------|----------------------|-------------|-----|-----------|---|
|                         |                      | Min         | Max |           |   |
| targetNamespace         | Target Namespace     | 0           | 1   | No        | Target namespace of a WSDL/XSD document   |
| importedWsdDocument     | Imported WSDL        | 0           | ∞   | No        | References a WSDL repository document imported with this artifact   |
| wsdlImportedBy          | Imported by          | 0           | ∞   | No        | List resources that import/include this WSDL artifact   |
| importedXsdDocument     | Imported XSD         | 0           | ∞   | No        | Reference to the XML Schema document imported by this artifact. Imports and includes should be classified using useType attribute ('import', 'include', 'externalRef', 'parentRef', etc.) |
| definitionOf            | Definition of        | 0           | ∞   | No        | Artifacts that this artifact defines  |
| wsdlServiceUsedBy       | Service Used by      | 0           | ∞   | No        | List of references to a service of this WSDL  |
| wsdlServiceRelationship | WSDL Service         | 0           | ∞   | No        | Reference to WSDL service   |
| wsdlPortUsedBy          | Port Used by         | 0           | ∞   | No        | List of references to a port of this WSDL   |
| r_serviceDefinedBy      | Service Defined By   | 0           | ∞   | No        | Service Defined By  |
| referenceDefinedBy      | Reference Defined By | 0           | ∞   | No        | SCA Reference Defined By  |

## WS-Policy

Document in the format described by the WS-Policy specification

Localname: wsPolicyArtifact

This artifact type is not abstract, so instances can exist.

This artifact type has properties in the following groups:

- [Table 63](#)
- [Table 64](#)
- [Table 68](#)

This artifact type has the following specific properties.

**Table 56. WS-Policy Specific Properties**

| ID                    | Label                  | Cardinality |          | Read Only | Description   |
|-----------------------|------------------------|-------------|----------|-----------|---|
|                       |                        | Min         | Max      |           |   |
| policyType            | Policy type            | 0           | 1        | No        | Type of policy, such as 'run-time' or 'design-time'                       |
| imports               | Imports                | 0           | $\infty$ | No        | Lists artifact(s) that are imported by this artifact                      |
| importedBy            | Imported by            | 0           | $\infty$ | No        | List resources that import/include this artifact                          |
| designTimePolicyOf    | Design-time Policy of  | 0           | $\infty$ | No        | List of artifact(s) for which this WS-Policy serves as design-time policy |
| runtimePolicyOf       | Runtime Policy of      | 0           | $\infty$ | No        | Artifact(s) for which this WS-Policy is the run-time policy               |
| associatedApplication | Associated Application | 0           | 1        | No        | Application that maintains this artifact                                  |
| externalDefinition    | Defines                | 0           | $\infty$ | No        | Reference from externalEntityArtifact to artifact.                        |
| uddiDefinition        | UDDI Definition        | 0           | $\infty$ | No        | Reference to the UDDI Entity artifact that defines this artifact          |

## XML Schema

XML Schema document

Localname: xmlSchemaArtifact

This artifact type is not abstract, so instances can exist.

This artifact type has properties in the following groups:

- [Table 63](#)
- [Table 64](#)
- [Table 65](#)
- [Table 68](#)

This artifact type has the following specific properties.

**Table 57. XML Schema Specific Properties**

| ID                       | Label                | Cardinality |     | Read Only | Description   |
|--------------------------|----------------------|-------------|-----|-----------|---|
|                          |                      | Min         | Max |           |   |
| targetNamespace          | Target Namespace     | 0           | 1   | No        | Target namespace of a WSDL/XSD document   |
| importedXsdDocument      | Imported XSD         | 0           | ∞   | No        | Reference to the XML Schema document imported by this artifact. Imports and includes should be classified using useType attribute ('import', 'include', 'externalRef', 'parentRef', etc.) |
| importedDtdDocument      | Imported DTD         | 0           | ∞   | No        | Reference to DTD document imported by this artifact. Public/System external entity declaration can be differentiated using useType attribute  |
| xsdImportedBy            | Imported by          | 0           | ∞   | No        | List resources that import/include this XML Schema artifact   |
| schemaInstanceProducedBy | Instance Produced by | 0           | ∞   | No        | Reference to a transformation (XSLT or XQuery) that produces XML documents adhering to this schema  |
| schemaInstanceConsumedBy | Instance Consumed by | 0           | ∞   | No        | Reference to a transformation (XSLT or XQuery) that produces XML documents conforming to this schema  |
| definitionOf             | Definition of        | 0           | ∞   | No        | Artifacts that this artifact defines  |
| validitySchemaInverse    | XML Schema           | 0           | ∞   | No        | Schema used for validating XML documents  |

## XML Service

Any XML Service is in fact a Web Service that does not conform to the existing WS-Standards. It usually provides HTTP GET access for ease of use, avoiding the need for sophisticated SOAP frameworks

Localname: xmlServiceArtifact

This artifact type is not abstract, so instances can exist.

This artifact type has the following specific properties.

**Table 58. XML Service Specific Properties**

| ID         | Label      | Cardinality |     | Read Only | Description   |
|------------|------------|-------------|-----|-----------|---|
|            |            | Min         | Max |           |   |
| definition | Definition | 0           | ∞   | No        | References the primary repository document that defines this artifact, such as a WSDL, XSD, UML or IDL resource |

## XQuery

XQuery Document

Localname: xqueryArtifact

This artifact type is not abstract, so instances can exist.

This artifact type has properties in the following groups:

- [Table 63](#)
- [Table 64](#)
- [Table 68](#)

This artifact type has the following specific properties.

**Table 59. XQuery Specific Properties**

| ID                              | Label                    | Cardinality |     | Read Only | Description   |
|---------------------------------|--------------------------|-------------|-----|-----------|---|
|                                 |                          | Min         | Max |           |   |
| inputSchemaDocument             | Input Schema             | 0           | ∞   | No        | Reference to schema (XSD/Relax/DTD) document that can be processed by this artifact.  |
| xqueryInputType                 | Input Type               | 0           | 1   | No        | Type of the XQuery input  |
| xqueryInputParameterType        | Input Parameter Type     | 0           | ∞   | No        | XQuery input parameter types. The name attribute is used for the parameter name and the value attribute is used for the type, such as 'string', 'integer' or 'node'. See 'XQuery Input Output Types' taxonomy |
| xqueryOutputType                | Output Type              | 0           | ∞   | No        | Type of the XQuery output   |
| xqueryOutputMultipleCardinality | Returns Multiple Results | 0           | 1   | No        | If this property is true, then the XQuery query returns a sequence of results   |
| outputSchemaDocument            | Output Schema            | 0           | ∞   | No        | Reference to schema (XSD/Relax/DTD) document that can be processed by this artifact   |
| executeQueryInverse             | Execute Query            | 0           | ∞   | No        | Reference to the XQuery that will be executed   |
| xqueryDocumentInverse           | XQuery                   | 0           | ∞   | No        | Reference to the XQuery   |

## XQuery Tool

XQuery Tool provides the ability to execute XQuery resources

Localname: xqueryToolArtifact

This artifact type is not abstract, so instances can exist.

This artifact type is deprecated.

## XSLT

XSLT Transformation Document

Localname: xsltArtifact

This artifact type is not abstract, so instances can exist.

This artifact type has properties in the following groups:

- [Table 63](#)
- [Table 64](#)
- [Table 68](#)

This artifact type has the following specific properties.

**Table 60. XSLT Specific Properties**

| ID                         | Label              | Cardinality |     | Read Only | Description  |
|----------------------------|--------------------|-------------|-----|-----------|--|
|                            |                    | Min         | Max |           |  |
| xslOutputMethod            | XSLT Output Method | 0           | 1   | No        | XSLT output methods - 'XML', 'HTML' or 'text'  |
| importedXslDocument        | Imported XSL       | 0           | ∞   | No        | Reference to the XSL document imported by this artifact. Imports and includes should be classified using useType attribute ('import', 'include', 'externalRef', 'parentRef', etc.) |
| importedXslDocumentInverse | Imported XSL       | 0           | ∞   | No        | Reference to the XSL document imported by this artifact. Imports and includes should be classified using useType attribute ('import', 'include', 'externalRef', 'parentRef', etc.) |
| inputSchemaDocument        | Input Schema       | 0           | ∞   | No        | Reference to schema (XSD/Relax/DTD) document that can be processed by this artifact.   |
| outputSchemaDocument       | Output Schema      | 0           | ∞   | No        | Reference to schema (XSD/Relax/DTD) document that can be processed by this artifact  |

## Property Groups

The following subsections describe groups of properties re-used in the definition of artifact types.



**Table 61. Consumer Property Group**

| ID                  | Label    | Cardinality |     | Displayed | Read Only | Description            |
|---------------------|----------|-------------|-----|-----------|-----------|------------------------|
|                     |          | Min         | Max |           |           |                        |
| consumptionRequest  | Request  | 0           | ∞   | no        | No        | Reference from request |
| consumptionContract | Contract | 0           | ∞   | no        | No        | Reference to contract  |

**Table 62. Contact Property Group**

| ID        | Label   | Cardinality |     | Displayed | Read Only | Description |
|-----------|---------|-------------|-----|-----------|-----------|-------------|
|           |         | Min         | Max |           |           |             |
| r_contact | Contact | 0           | ∞   | no        | No        | Contact     |

**Table 63. DataAttachment Property Group**

| ID              | Label                              | Cardinality |     | Displayed | Read Only | Description  |
|-----------------|------------------------------------|-------------|-----|-----------|-----------|--|
|                 |                                    | Min         | Max |           |           |  |
| location        | Location                           | 0           | 1   | no        | No        | Location   |
| originUrl       | Original URL                       | 0           | 1   | no        | No        | Location (URL) of the original resource which was imported into the repository   |
| isCached        | Cached                             | 0           | 1   | no        | No        | Marks a resource that is only cached in the repository, such as a WSDL document. |
| checksum        | Checksum                           | 0           | 1   | no        | No        | Checksum   |
| r_filename      | File name                          | 0           | 1   | no        | No        | File name  |
| contentType     | Content type                       | 0           | 1   | no        | No        | Content type   |
| syncStatus      | Synchronization status             | 0           | 1   | no        | No        | Synchronization status   |
| syncLastChecked | Date of last synchronization check | 0           | 1   | no        | No        | Date of last synchronization check   |

**Table 64. Model Property Group**

| ID               | Label              | Cardinality |     | Displayed | Read Only | Description  |
|------------------|--------------------|-------------|-----|-----------|-----------|--|
|                  |                    | Min         | Max |           |           |  |
| documentation    | Documentation      | 0           | ∞   | no        | No        | Links to various documentation and descriptive documents, such as application system flows, sequence diagrams, use-case diagrams, deployment diagrams, network diagrams, DR plans, CPM documents, etc. |
| designTimePolicy | Design-time Policy | 0           | ∞   | no        | No        | Reference to design-time policy of this artifact   |

**Table 65. Provider Property Group**

| ID                  | Label              | Cardinality |     | Displayed | Read Only | Description                             |
|---------------------|--------------------|-------------|-----|-----------|-----------|---|
|                     |                    | Min         | Max |           |           |   |
| artifactSlo         | SLO                | 0           | ∞   | no        | No        | Artifact SLO                            |
| providerUsagePlan   | Usage Plan         | 0           | ∞   | no        | No        | Reference to usage plan(s)              |
| provisionRequest    | Provided Request   | 0           | ∞   | no        | No        | Reference from request                  |
| provisionContract   | Provision Contract | 0           | ∞   | no        | No        | Reference to contract                   |
| acceptedContract    | Accepted Contract  | 0           | ∞   | no        | No        | Reference to accepted contract          |
| rejectedContract    | Rejected Contract  | 0           | ∞   | no        | No        | Reference to rejected contract          |
| revokedContract     | Revoked Contract   | 0           | ∞   | no        | No        | Reference to revoked contract           |
| readyForConsumption | Consumable         | 0           | 1   | no        | No        | Marks artifact as ready for consumption |
| stakeholderEmail    | Stakeholder Email  | 0           | ∞   | no        | No        | Stakeholder email address               |

**Table 66. Service Property Group**

| ID              | Label           | Cardinality |     | Displayed | Read Only | Description   |
|-----------------|-----------------|-------------|-----|-----------|-----------|---|
|                 |                 | Min         | Max |           |           |   |
| criticality     | Failure Impact  | 0           | 1   | no        | No        | Rating of the consequences of service downtime                |
| productionStage | Lifecycle Stage | 0           | 1   | no        | No        | Stage of the service lifecycle (development, production etc.) |

**Table 67. System Property Group**

| ID                   | Label              | Cardinality |     | Displayed | Read Only | Description  |
|----------------------|--------------------|-------------|-----|-----------|-----------|--|
|                      |                    | Min         | Max |           |           |  |
| name                 | Name               | 1           | ∞   | no        | No        | Name which should identify the artifact  |
| description          | Description        | 0           | ∞   | no        | No        | Description of the artifact, what it is used for etc.  |
| revision             | Revision           | 0           | 1   | no        | No        | Artifact revision  |
| lastRevision         | Last Revision      | 0           | 1   | no        | No        | Artifact's last revision   |
| artifactType         | Artifact Type      | 0           | ∞   | no        | No        | Categorization of the artifact using Artifact type taxonomy  |
| documentRelationship | Other Relationship | 0           | ∞   | no        | No        | Relationship that has no mapping to an SDM property. The useType attribute specifies the type of relationship (typically a QName) that should be created |

| ID                           | Label                 | Cardinality |     | Displayed | Read Only | Description  |
|------------------------------|-----------------------|-------------|-----|-----------|-----------|--|
|                              |                       | Min         | Max |           |           |  |
| incomingDocumentRelationship | Incoming Relationship | 0           | ∞   | no        | No        | Representation of an incoming relationship that has no mapping to a property. In this case the useType attribute is set to the relationship identifier (typically a QName) |
| categoryBag                  | Categories            | 0           | 1   | no        | No        | Arbitrary classification   |
| identifierBag                | Identifier Bag        | 0           | 1   | no        | No        | Arbitrary Identification   |

**Table 68. Version Property Group**

| ID                | Label                  | Cardinality |     | Displayed | Read Only | Description   |
|-------------------|------------------------|-------------|-----|-----------|-----------|---|
|                   |                        | Min         | Max |           |           |   |
| version           | Version                | 0           | 1   | no        | No        | Version of the resource. For example, various versioning schemes can be used to describe the version of WSDL or UDDI that artifacts conform to. |
| r_previousVersion | Previous Major Version | 0           | 1   | no        | No        | Link to previous major version of this artifact.  |
| r_nextVersion     | Next Version           | 0           | 1   | no        | No        | Link to next major version of this artifact.  |

## Property Types

The following table lists predefined property types.

| Type                 | Description   |
|----------------------|---|
| address              | A full postal address   |
| boolean              | Boolean value - TRUE or FALSE   |
| category             | Used to assign several categories from a taxonomy to the artifact         |
| categoryBag          | Categorizes an artifact by taxonomies                                     |
| dailyInterval        | A time interval defined by a start day and end day, e.g. Monday to Friday |
| dateTime             | A specific date and time  |
| documentRelationship | Used to reference other artifacts etc.                                    |



| <b>Type</b>                          | <b>Description</b>  |
|--------------------------------------|---|
| identifierBag                        | Identifies the artifact by taxonomy. For categorization, use category bag instead |
| instanceDetail                       | Property type used by UDDI integration.   |
| integer                              | Integer number  |
| double                               | A double precision floating point number  |
| nameUrlPair                          | URL with an optional name assigned  |
| nameValuePair                        | A name and value pair   |
| plainText                            | One-line text, suitable for textual information such as names                     |
| portDocumentRelationship             | Port-document relationship  |
| <del>namedDocumentRelationship</del> | Used to reference parts of WSDLs, WS-Policies, etc.                               |
| scheduled                            | Property type used to display scheduling information for task                     |
| selector                             | Property type used to display selector for a task                                 |
| text                                 | One-line text, suitable for machine readable information such as e-mail addresses |
| textarea                             | Multi-line text, suitable for information such as descriptions                    |
| xqueryParameter                      | Property type used to display parameters for executing an XQuery                  |
| encryptedPassword                    | Encrypted Password  |



## 6 Taxonomy Schema

Each *taxonomy* is represented as an XML document with root element `taxonomy`, as defined in the schema [http://www.systinet.com/doc/wasp\\_uddi-55/wsdl/taxonomy.xsd](http://www.systinet.com/doc/wasp_uddi-55/wsdl/taxonomy.xsd).

The following sections each describe an element of the schema significant in the context of the *SDM*. Generally, the format of each section is:

- 1 Diagram;
- 2 Attribute specifications in the context of the *SDM*;
- 3 Additional detail if any;

In the current release these details are of limited significance to users, but will be increasingly of interest to architects and developers who wish to extend the *SDM*.

Other details of the schema are of some interest for the purpose of governance and the implementation of policies. The schema defines elements used for purposes, such as listing and referencing taxonomies on APIs. For more information see [HP SOA Registry Foundation documentation](http://www.systinet.com/doc/wasp_uddi-55/html/dev_guide/dev.taxapi.html) [[http://www.systinet.com/doc/wasp\\_uddi-55/html/dev\\_guide/dev.taxapi.html](http://www.systinet.com/doc/wasp_uddi-55/html/dev_guide/dev.taxapi.html)].



Details in diagrams, such as whether attributes and elements are optional, reflect the schema but descriptions reflect use of taxonomies in the *SDM* to define property types.

The target namespace of this schema is `http://systinet.com/uddi/taxonomy/v3/5.0` and the namespace prefix `taxonomy:` is used.

The schema uses definitions from the *UDDI V3* schema with *URN* `urn:uddi-org:api_v3` for which the namespace prefix `uddi:` is used.

Taxonomies in SOA Systinet are compatible with taxonomies in HP SOA Registry Foundation. They are represented as XML documents using the same schema:

[http://www.systinet.com/doc/wasp\\_uddi-55/wsd/taxonomy.xsd](http://www.systinet.com/doc/wasp_uddi-55/wsd/taxonomy.xsd)

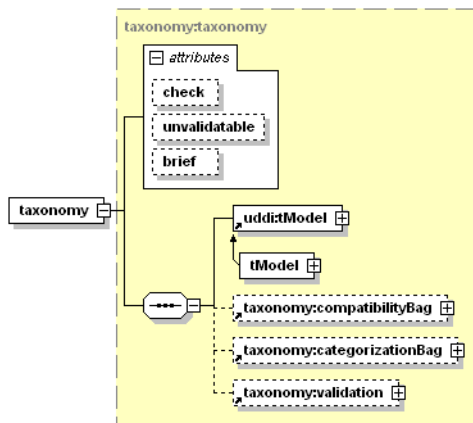
However, this schema defines elements used for other purposes, such as listing and referencing taxonomies on API's, and since SOA Systinet only uses a subset of possible taxonomies, it is only possible to import taxonomies satisfying additional constraints. These are described in [Chapter 6, Taxonomy Schema in HP SOA Systinet](#).

You can see which taxonomies are installed by accessing the taxonomy collection as a URL such as:

`http://hostname:8080/soa/systinet/platform/rest/repository/taxonomies/?view`

- ▶ Adjust the URL according to your installation (hostname, deployment context and port).

## taxonomy

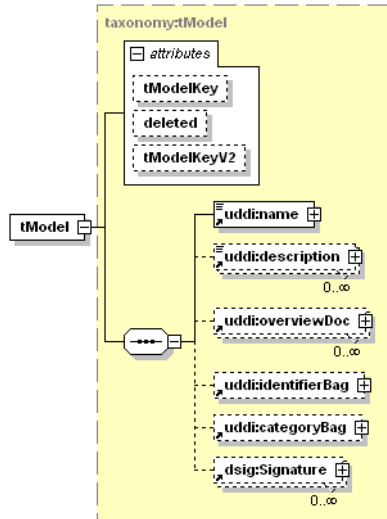


**Table 69. Attributes**

| Name           | Required        | Description |
|----------------|-----------------|-------------|
| check          | In SOA Systinet | Always yes. |
| unvalidateable | no              | Ignored.    |
| brief          | no              | Ignored.    |

A taxonomy:validation element is always required in SOA Systinet.

## tModel

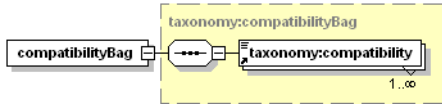


**Table 70. Attributes**

| Name        | Required | Description  |
|-------------|----------|--|
| tModelKey   | no       | Should be uddi:uddi.org:categorization:types in SOA Systinet.        |
| deleted     | no       | Ignored  |
| tModelKeyV2 | no       | Should be uuid:c1acf26d-9672-4404-9d70-39b756e62ab4 in SOA Systinet. |

The type of element taxonomy:tModel extends the type of uddi:tModel by adding attribute tModelKeyV2. For full details of other attributes and elements, see the UDDI V3 specification.

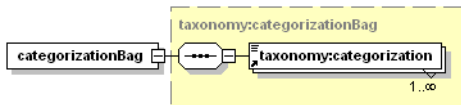
## compatibilityBag (and compatibility)



`taxonomy:compatibilityBag` contains one or more `taxonomy:compatibility` elements each containing one of the following text values:

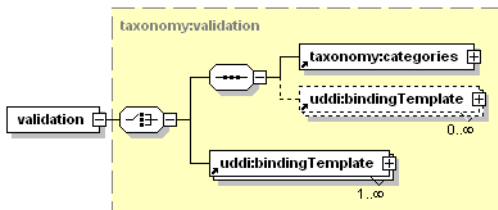
- `tModel`
- `businessEntity`
- `businessService`
- `bindingTemplate`

## categorizationBag (and categorization)



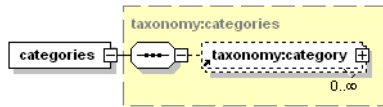
`taxonomy:categorizationBag` contains one or more `taxonomy:categorization` elements.

## validation



In SOA Systinet a taxonomy:validation element is required and it must contain a taxonomy:categories element first. It may be followed by zero or more uddi:bindingTemplate elements, which are ignored.

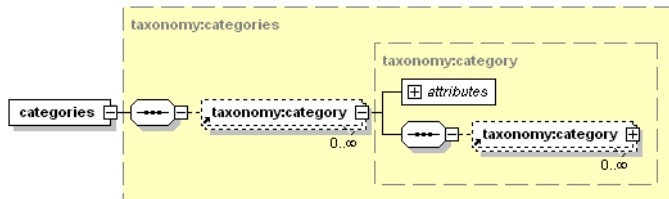
## categories



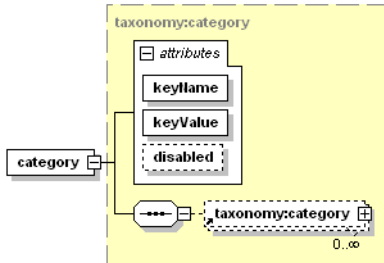
A taxonomy:categories element contains zero or more taxonomy:category elements defining the categories in a taxonomy. It can be empty, but until possible categories are added, no artifacts can be created that use the taxonomy for a property type.

The taxonomy:categories element appears as the first child of taxonomy:validation because it is through validation constraints that the property type is defined. In SOA Systinet all taxonomies are defined in terms of a set of category values.

The categories can be arranged in a hierarchy as shown in this expansion of the above diagram.



## category



**Table 71. Attributes**

| Name     | Required | Description   |
|----------|----------|---|
| keyName  | Yes      | Descriptive name used as a label.   |
| keyValue | Yes      | A unique identifier, typically mnemonic or numeric.   |
| disabled | No       | If <code>yes</code> then this value is now invalid. Either it is deprecated or it only exists to contain subcategories. |



## 7 Policy Schema

The policy schema structure defines technical policies. HP uses the [WS-Policy specification](http://msdn.microsoft.com/library/default.asp?url=/library/en-us/dnglobspec/html/ws-policy.asp) [http://msdn.microsoft.com/library/default.asp?url=/library/en-us/dnglobspec/html/ws-policy.asp] as a modeling framework for technical policies. Technical policies are prepared by Architects and Policy Developers who codify them as requested by the line-of-business managers, architectural councils, operational managers, etc.

▶ In WS-Policy terms, a SOA Systinet technical policy = WS-Policy + name + documentation. SOA Systinet business policies are covered by the [WS-PolicyAttachment specification](http://msdn.microsoft.com/webservices/default.aspx?pull=/library/en-us/dnglobspec/html/ws-policyattachment.asp) [http://msdn.microsoft.com/webservices/default.aspx?pull=/library/en-us/dnglobspec/html/ws-policyattachment.asp].

Policy structure consists of a `wsp:Policy` element wrapping any number of assertion elements, as shown in [Example 1 on page 113](#). SOA Systinet does not support `wsp:All` or `wsp:ExactlyOne`.

---

### Example 1: Policy Definition Structure

```
<wsp:Policy xmlns:wsp="http://schemas.xmlsoap.org/ws/2004/09/policy"
            xmlns:ex="http://www.example.com/assertions">
    <ex:Assertion1/>
    <ex:Assertion2/>
    <ex:Assertion3/>
    <ex:Assertion4/>
</wsp:Policy>
```



---

## 8 Assertion Schema

Assertions are SOA Systinet artifacts. They are stored in the SOA Systinet Platform repository and are accessed by the REST interface. The REST interface defines two different types of assertion endpoints, assertion collections and assertion definitions. Performing an HTTP GET operation on an assertion collection returns a list of assertion definitions. Performing an HTTP GET operation on an assertion definition returns SOA Systinet metadata and assertion details, specifically the reference template, implementations, and any parameters.

The following sections cover each type and component of the assertion schema:

- [Assertion Collection Format on page 115](#)  
The XML collection listing multiple assertions.
- [Assertion Definition on page 117](#)  
The assertion definition, wrapping metadata and details.
- [Assertion Document Details on page 122](#)  
Details, or components, of the assertion definition.

### Assertion Collection Format

The XML schema of a collection of assertions is the same as the XML schema of any other SOA Systinet listing of a collection. An assertion collection is shown in [Example 1 on page 116](#)

---

## Example 1: Assertion Collection

```
<?xml version="1.0" encoding="UTF-8"?>
<rest:resource xlink:href="http://localhost:8080/soa/systinet/platform/rest/repository/assertions/" ... >
  <rest:metadata>
    <rest:path>assertions/</rest:path>
    <rest:collection></rest:collection>
    <rest:binary>0</rest:binary>
    <rest:type>collection</rest:type>
    <rest:deleted>0</rest:deleted>

    <rest:owner>systinet:admin</rest:owner>
    <rest:revision>
      <rest:number>1</rest:number>
      <rest:timestamp>1970-01-01T00:00:00.000Z</rest:timestamp>
      <rest:creator>systinet:admin</rest:creator>
      <rest:label xsi:nil="true"/>
      <rest:last>1</rest:last>
    </rest:revision>
    <rest:relationships/>
    <rest:cached>0</rest:cached>
    <rest:checksum>0</rest:checksum>
  </rest:metadata>
  <rest:descriptor/>
  <rest:data representation="list">
    <rest:resource
      xlink:href="http://localhost:8080/soa/systinet/platform/rest/repository/assertions/BP1013" ...>

      <rest:metadata>
        <rest:path>assertions/BP1013</rest:path>
        <rest:collection>assertions/</rest:collection>
        <rest:binary>0</rest:binary>
        <rest:contentType>text/xml</rest:contentType>
        <rest:type>document</rest:type>

        <rest:deleted>0</rest:deleted>
        <rest:owner>systinet:admin</rest:owner>
        <rest:revision>
          <rest:number>1</rest:number>
          <rest:timestamp>2007-02-14T10:18:52.498Z</rest:timestamp>
          <rest:creator>admin</rest:creator>

          <rest:label xsi:nil="true"/>
          <rest:last>1</rest:last>
        </rest:revision>
      </rest:resource>
    </rest:data>
  </rest:resource>
</rest:resource>
```

```

</rest:revision>
<rest:relationships/>
<rest:cached>0</rest:cached>
<rest:checksum>0</rest:checksum>
<rest:extensions/>

</rest:metadata>
<rest:descriptor>
  <p0:assertionArtifact deleted="0" ...>

    <p1:nameGroup>
      <p2:name>BP1013</p2:name>
    </p1:nameGroup>
    <p1:descriptionGroup>

      <p2:description>
        The content of the envelope matches the
        definition in the WSDL document. ...</p2:description>
      </p1:descriptionGroup>

      <g:artifactTypeGroup>
        ...
        <n3:artifactType name="Assertion"
taxonomyUri="uddi:systinet.com:soa:model:taxonomies:artifactTypes"
value="urn:com:systinet:soa:model:artifacts:soa:policy:assertion"/>
      </g:artifactTypeGroup>
      <n4:lastRevision>1</n4:lastRevision>
      <n5:revision>1</n5:revision>
    </p0:assertionArtifact>
  </rest:descriptor>
</rest:resource>
...
</rest:data>
</rest:resource>

```

## Assertion Definition

An assertion definition includes its description and definition of parameters and validation mechanisms.



You can view the XML serialization of an assertion in the UI. Open the assertion's detail page, accessible from either the **Catalog Browser** in the **Tools** tab or the **Views** menu in the assertion's page in the **Policies** tab. Click **XML View** in the detail page **Views** menu.

Alternatively, you can open a browser window with the XML View's URL, which is of the following form:

```
http://hostname:port/soa/systinet/platform/rest/repository/assertions/AssertionName
```

For example, in the standard installation of Policy Manager, you can find the WS-I Basic Profile 1.1 assertion BP1001 at

```
http://localhost:8080/soa/systinet/platform/rest/repository/assertions/BP1001.
```

The assertion definition has the following structure:

---

## Example 2: Assertion Definition Structure

```
<?xml version="1.0" encoding="UTF-8"?>
<rest:resource
  xlink:href="http://b217:8080/soa/systinet/platform/rest/repository/assertions/BP1001" ...>
<rest:metadata>
  <rest:path>assertions/BP1001</rest:path>
  <rest:collection>assertions/</rest:collection>
  <rest:binary>0</rest:binary>
  <rest:contentType>text/xml</rest:contentType>
  <rest:type>document</rest:type>

  <rest:deleted>0</rest:deleted>
  <rest:owner>systinet:admin</rest:owner>
  <rest:revision>
    <rest:number>1</rest:number>
    <rest:timestamp>2007-02-14T10:17:41.045Z</rest:timestamp>
    <rest:creator>admin</rest:creator>

    <rest:label xsi:nil="true"/>
    <rest:last>1</rest:last>
  </rest:revision>
  <rest:relationships/>
  <rest:cached>0</rest:cached>
  <rest:checksum>0</rest:checksum>
  <rest:extensions/>
</rest:metadata>
<rest:descriptor>
  <a:assertionArtifact deleted="0" xlink:href="assertions/BP1001" ...>

    <g:nameGroup>
      <p:name>BP1001</p:name>
    </g:nameGroup>
    <g:descriptionGroup>

      <p:description>...</p:description>
    </g:descriptionGroup>
    ...
  <g:artifactTypeGroup>
    ...
    <p:artifactType name="Assertion" taxonomyUri="uddi:systinet.com:soa:model:taxonomies:artifactTypes"

      value="urn:com:systinet:soa:model:artifacts:soa:policy:assertion"/>
  </g:artifactTypeGroup>
</a:assertionArtifact>
</rest:descriptor>
</rest:resource>
```

```

    </g:artifactTypeGroup>
    <p:lastRevision>1</p:lastRevision>
    <p:revision>1</p:revision>
  </a:assertionArtifact>
</rest:descriptor>
<rest:data representation="xmldata">
  <rest:xmlData contentType="text/xml">
    <pm:Assertion xmlns:pm="http://systinet.com/2005/10/soa/policy">

      <pm:Template xmlns:wsim="http://www.ws-i.org/testing/2004/07/assertions/">
        <wsim:BP1001/>
      </pm:Template>
      <pm:Validation SourceType="xmlns(ns=http://systinet.com/2005/10/soa/policy/report)qname(ns:Message)">

        <wsim:Message AssertionID="BP1001" xmlns:wsim="http://systinet.com/2005/10/soa/policy/validation/wsi-
message"/>
      </pm:Validation>
    </pm:Assertion>
  </rest:xmlData>
</rest:data>
</rest:resource>

```

The elements of this structure are defined as follows:

- `/rest:resource` . An element containing the resource.
- `/rest:resource/@xlink:href` . Reference to the item. The same as the requestURI attribute on this element.
- `/rest:resource/rest:metadata` . The generic metadata of the resource. See SOA Systinet Platform documentation for details.
- `/rest:resource/rest:descriptor/a:assertionArtifact` . An assertion descriptor, containing assertion specific metadata.
- `/rest:resource/rest:descriptor/a:assertionArtifact/p:*` . A property. A generic format of property looks like: `<prefix:local taxonomyURI='uri' name='name' value='value' />`.





It takes approximately 10 minutes for changes in the SDM configuration to propagate to Policy Manager.

- `/rest:resource/rest:descriptor/a:assertionArtifact/g:*` . A property group. If more properties with the same namespace URI and local part are present, they should be included in a property group. Although this group should be named as a plural of the local part of the assertion, this is not checked by Policy Manager.
- `/rest:resource/rest:data/rest:xmlData` . A wrapper for the "executive" part of the assertion.
- `/rest:resource/rest:data/rest:xmlData/pm:Assertion` . Root element containing the definition of the "executive" part of an assertion.
- `/rest:resource/rest:data/rest:xmlData/pm:Assertion/pm:Template` . This required element must contain exactly one child element, which is a reference template of how this assertion looks as a WS-Policy document. If there are namespace definitions here, they are included in the reference template. If the assertion has any parameters, you can define default values for them in the reference template. If there are no namespaces or parameters, the reference template can be in the form `<name/>`.
- `/rest:resource/rest:data/rest:xmlData/pm:Assertion/pm:Parameter` . An assertion in a WS-Policy document may contain parameters including timeouts (in WS-ReliableMessaging), type of authentication, required SOAP header elements, etc. This element gives a definition of such parameters, including the type of the parameter and where the parameter can be found in an instance of the assertion. This information is used both by the UI console and by policy validators.
- `/rest:resource/rest:data/rest:xmlData/pm:Assertion/pm:Parameter/@Name` . The name of the parameter. This name will be shown in the UI.
- `/rest:resource/rest:data/rest:xmlData/pm:Assertion/pm:Parameter/@Type` . Schema type of the parameter's value.



In this release, the schema type is not used in either the UI or in the validation process. This behavior is likely to be changed.

- `/rest:resource/rest:data/rest:xmlData/pm:Assertion/pm:Parameter/@XPointer` . In the absence of a `ValueXPointer` attribute, this attribute identifies the place of the parameter in the assertion's template (that is, how the attribute can be obtained from an instance of the assertion). Only a simplified form of the `XPointer` can be used.

The evaluation context for the `XPointer` is the root of the actual assertion. So, for example, `b[1]` is the first "b" child of the assertion's element.

In this release, an `XPath` starting with "/" is interpreted to point to the root of the policy document. This behavior will be changed, so do not use absolute `XPaths`.

- `/rest:resource/rest:data/rest:xmlData/pm:Assertion/pm:Parameter/@ValueXPointer` . `ValueXPointer` identifies the place of the parameter *relative to* the place identified by the `XPointer` attribute. When the parameter is not set, the element referenced by the `XPointer` attribute is removed from the instance. When the parameter is defined, its value is set to a place identified by the concatenation of the `XPointer` and `ValueXPointer` values. The rationale for this attribute is that there are assertions whose schema requires that either an attribute is set or the attribute's parent element is missing.
- `/rest:resource/rest:data/rest:xmlData/pm:Assertion/pm:Parameter/@Optional` . This attribute tells whether the parameter is optional, that is, if it can be omitted from the assertion instance.
- `/rest:resource/rest:data/rest:xmlData/pm:Assertion/pm:Validation` . The implementation, as described in [Implementations on page 127](#).

## Assertion Document Details

[Example 3 on page 123](#) is the raw XML document of the UDDI BE 01 assertion.

---

### Example 3: UDDI BE 01 Assertion XML Document

```
<?xml version="1.0" encoding="UTF-8"?>
  <pm:Assertion xmlns:pm="http://systinet.com/2005/10/soa/policy"
               xmlns:up="http://systinet.com/2005/10/soa/policy/uddi"
               xmlns:xs="http://www.w3.org/2001/XMLSchema">
    <pm:Parameter Name="lang" Type="xs:string" XPointer="xpointer(@RequiredLang)"/>
<!-- template of the instance of the assertion -->
    <pm:Template>
      <up:UDDI_BE_01 RequiredLang="en"/>
    </pm:Template>
    <pm:Validation SourceType="xmlns(ns=urn:uddi-org:api_v2)qname(ns:businessEntity)"
                  xmlns:uddi="urn:uddi-org:api_v2"
                  xmlns:val="http://systinet.com/2005/10/soa/policy/validation">
<!-- the validation is implemented via xpath expression -->
      <val:XPath>
        count(/uddi:businessEntity/uddi:name[@xml:lang=$lang])&gt;0
      </val:XPath>
    </pm:Validation>
  </pm:Assertion>
```

The key components of the assertion, visible in both the UI and the XML document, are:

- Reference Template
- Parameter
- Implementation, which includes the validation handler.

### Reference Templates

The reference template defines what the assertion looks like instantiated as a WS-Policy document (See the generic `<pm:Template>` element shown in [Example 3 on page 123](#)). If there is a namespace to be defined it is included in the reference template. If there are parameters, you can define the default values they point to. If there is no namespace or parameter, the template can be a simple empty tag, like `<assertionName/>`.

The UDDI BE 01 assertion reference template defines the `up` namespace. The assertion has one parameter, `lang`, which points to the `RequiredLang` attribute. The reference template sets the default value of this parameter, `en`. The actual XML of the reference template is:

```
<p:Template>
  <up:UDDI_BE_01 RequiredLang="en" xmlns:up="http://systinet.com/2005/10/soa/policy/uddi"/>
</p:Template>
```

Reference templates must obey the following rules:

- The template name must be unique.
- The template must be a complete and valid XML element, not a fragment.
- The template can carry a namespace. This is the case with the WS-I BasicProfile assertion reference templates, such as `<wsi:BP1004 xmlns:wsi="http://www.ws-i.org/testing/2004/07/assertions/" />`

## Parameters

Parameters represent requirements whose specific values may vary. They include such things as timeouts, type of authentication, required SOAP header elements, and so on. The value referenced by a parameter can differ between technical policies containing the parameter's parent assertion because each technical policy contains its own instance of the assertion.

Using parameters lets the policy developer reuse assertions. The developer can set a different required value for an assertion in each policy in which the assertion is used. Without parameters, the developer would need a separate assertion for each required value.

[Example 4 on page 124](#) is an assertion taken from a policy file (namespaces omitted for brevity). Note the attribute `RequiredLang` with the value of "en". This attribute represents the `RequiredLang` parameter. Its default value is "en" for English. This default value is specified in the reference template (see [Reference Templates on page 123](#)) but the policy developer can change this value in individual policy files. If the assertion developer does not specify the parameter's default value in the reference template and does not set the parameter as optional, the policy developer must set the parameter value when creating a technical policy with the parameter's parent assertion.

---

### Example 4: Assertion With Parameter

```
<wsp:Policy xmlns:wsp="..." />
  <up:UDDI_BE_01 RequiredLang="en" xmlns:up="..." />
</wsp:Policy>
```

A parameter definition has the following structure:

- `pm:Parameter/@Name`  
Name of the parameter.
- `pm:Parameter/pm:Description`  
Description of the parameter.
- `pm:Parameter/@XPointer`  
Location of the modified attribute (expressed as an XPointer).
- `pm:Parameter/@ValueXPointer`  
Location of the modified attribute (expressed as an XPointer). See below for details.
- `pm:Parameter/@Optional`  
Optionality of the parameter (if it is optional, it might be left unfilled).

Another example:

```
<wsp:Policy xmlns:wsp="..." />
  <up:Communication xmlns:up="...">
    <up:ConnectionTimeout value="10000" />
    ...
  </up:Communication>
</wsp:Policy>
```

This assertion checks whether communication settings contain a connection timeout set to at least 10 seconds. Additionally, the XML Schema of this assertion specifies that either the "value" must be present, or, to use the default value, the whole `up:ConnectionTimeout` element must be missing.

In this case, a single XPointer referencing the `up:ConnectionTimeout/@value` attribute is not enough, because Policy Manager would not know that the whole element should be removed when the value is not entered. Therefore the parameter is now described in two XPath:

- Location of the element that should be removed when the value of the parameter is not set
- Location of the value within the element defined above

The location of the element is set in the XPointer and the location of the value within the element is set in a ValueXPointer. For example, [Example 5 on page 126](#) is a parameter with the ValueXPointer set at 5000. This results in the policy document in [Example 6 on page 126](#). By contrast, if the developer leaves the ValueXPointer blank, the resulting policy document is [Example 7 on page 126](#).

---

### Example 5: Parameter with ValueXPointer Set at 5000

```
<p:Parameter Name="ConnectionTimeout" Optional="false" Type="xsd:integer"
  XPointer="xmlns(up=...)xpointer(up:ConnectionTimeout)"
  ValueXPointer="xpointer(@value)"
  xmlns:xsd="http://www.w3.org/2001/XMLSchema">
  <p:Description>Connection timeout in milliseconds.</p:Description>
</p:Parameter>
```

---

### Example 6: Policy Document with ValueXPointer in Parameter Set to 5000

```
<wsp:Policy xmlns:wsp="..." />
  <up:Communication xmlns:up="...">
    <up:ConnectionTimeout value="5000" />
  </up:Communication>
</wsp:Policy>
```

---

### Example 7: Policy Document with Empty ValueXPointer in Parameter

```
<wsp:Policy xmlns:wsp="..." />
  <up:Communication xmlns:up="...">
    </up:Communication>
</wsp:Policy>
```

[Table 72](#) shows the XML representations of various XPointer and ValueXPointer combinations, for optional and required attributes, and whether the value is defined or not. [Example 8 on page 127](#) is a correctly defined XPointer.



Only a simplified form of XPointer is recognized in the parameter definition. The rationale is that in this context XPointer is used not only for retrieving data, but also for creating parameters via

the UI. This is not possible with general XPointers. The recognized XPointer must have the following structure:

```
xmlns(prefix1=ns1)*xpointer({/{<prefix>:}?<localname>[<index>]}*)
```

**Table 72. XPointer Combinations and Results**

| Optional | Value | XPointer   | ValueXPointer | Result in Policy Schema     |
|----------|-------|------------|---------------|-----------------------------|
| Yes/No   | 'ABC' | @P         | —             | <a P="ABC"/>                |
| Yes      | —     | @P         | —             | <a/>                        |
| No       | —     | Prohibited |               |                             |
| Yes      | 'ABC' | b[1]       | @P            | <a><b P='ABC'/></a>         |
| Yes      | —     | b[1]       | @P            | <a/> (XPointer is removed.) |
| Yes      | 'ABC' | b[1]       | —             | <a><b>ABC</b></a>           |
| Yes      | 'ABC' | b[1]       | c[1]          | <a><b><c>ABC</c></b></a>    |
| Yes      | —     | b[1]       | c[1]          | <a/> (XPointer is removed.) |

### Example 8: XPointer

```
xmlns(soap=http://schemas.xmlsoap.org/soap/envelope/)
xmlns(myns=http://systinet.com/examples/foo)xpointer(soap:Envelope[1]/soap:Body[1]/myns:Foo)
```

## Implementations

An assertion has one implementation for each source type to which the assertion applies. Each implementation is propagated into its own `pm:Validation` element. An implementation contains the definition of the validation handler, in `p:Validation/##other[1]`, and the type of artifact which the assertion can be used to validate, in `p:Validation/@SourceType`.

Implementations use validation handlers if they do not specify manual validation. Validation handlers are pluggable pieces of code that show Policy Manager how to validate a source document. Validation handlers are usually XPath or XQuery expressions, in which case the source code is included inside the

implementation, but they can be custom made. Custom made validation handlers are written in Java and the implementation references the Java class.

Validation handlers and source types are described in the following sections:

[Source Type on page 128](#). A description of all source types to which an implementation may apply.

[XPath Assertions on page 131](#). XPath validation handlers.

[XQuery Assertions on page 132](#). XQuery validation handlers.

## Source Type

The `pm:Validation@SourceType` attribute defines the type of artifact validated by the assertion. `SourceType` must be a simplified XPointer identifying the root element of the resource which the assertion validates. If this parameter is omitted, the implementation would apply to sources of any type. However, for performance reasons it is better to map validation to a concrete source type, as narrowly as possible.

`SourceType` can be set as one of the following:

- A general artifact type with the namespace usually defined in the `pm:Validation` element. Please see [Table 73](#) for a list of these `SourceType` values and their associated artifacts and namespaces.
- A SOA Systinet artifact type. These share the namespace `xmlns:a="http://systinet.com/2005/05/soa/model/artifact"`. They are described in "SOA Definition Model" in the HP SOA Systinet Reference Guide. A list of these `SourceType` values and their matching SOA Systinet artifact types is given in [Table 74](#).



**Table 73. Source Types Applying to General Resources**

| <b>Resource</b>           | <b>SourceType value</b>  |
|---------------------------|--|
| Any SOA Systinet resource | xmlns(rest=http://systinet.com/2005/05/soa/resource)rest:resource  |
| SOAP message              | xmlns(soap=http://schemas.xmlsoap.org/soap/envelope/)soap:Envelope |
| UDDI v2 Business Entity   | xmlns(uddi=urn:uddi-org:api_v2)uddi:businessEntity                 |
| UDDI v3 Business Entity   | xmlns(uddi=urn:uddi-org:api_v3)uddi:businessEntity                 |
| WSDL Definition           | xmlns(wSDL=http://schemas.xmlsoap.org/wSDL/)wSDL:definitions       |
| XML Schema                | xmlns(xsd=http://www.w3.org/2001/XMLSchema)xsd:schema              |

**Table 74. SourceTypes Applying to SOA Systinet Artifacts**

| <b>SOA Systinet artifact</b> | <b>SourceType Value</b>   |
|------------------------------|---|
| Agreement                    | xmlns(a=http://systinet.com/2005/05/soa/model/artifact)agreementArtifact        |
| Application                  | xmlns(a=http://systinet.com/2005/05/soa/model/artifact)hpsoaApplicationArtifact |
| Business Policy              | xmlns(a=http://systinet.com/2005/05/soa/model/artifact)businessPolicyArtifact   |
| Business Service             | xmlns(a=http://systinet.com/2005/05/soa/model/artifact)businessServiceArtifact  |
| Consumption Request          | xmlns(a=http://systinet.com/2005/05/soa/model/artifact)contractRequestArtifact  |
| Contact                      | xmlns(a=http://systinet.com/2005/05/soa/model/artifact)contactArtifact          |
| Contract                     | xmlns(a=http://systinet.com/2005/05/soa/model/artifact)contractArtifact         |
| Conversation Document        | xmlns(a=http://systinet.com/2005/10/soa/policy/report)Conversation              |
| Documentation                | xmlns(a=http://systinet.com/2005/05/soa/model/artifact)documentationArtifact    |
| HTTP Message Document        | xmlns(a=http://systinet.com/2005/10/soa/policy/report)Message                   |
| Person                       | xmlns(a=http://systinet.com/2005/05/soa/model/artifact)personArtifact           |
| Policy                       | xmlns(a=http://systinet.com/2005/05/soa/model/artifact)policyArtifact           |
| Registry                     | xmlns(a=http://systinet.com/2005/05/soa/model/artifact)registryArtifact         |
| Report                       | xmlns(a=http://systinet.com/2005/05/soa/model/artifact)reportArtifact           |
| SOAP Service                 | xmlns(a=http://systinet.com/2005/05/soa/model/artifact)webServiceArtifact       |
| SLO                          | xmlns(a=http://systinet.com/2005/05/soa/model/artifact)sloArtifact              |
| Schema                       | xmlns(a=http://systinet.com/2005/05/soa/model/artifact)schemaArtifact           |
| Taxonomy                     | xmlns(a=http://systinet.com/2005/05/soa/model/artifact)taxonomyArtifact         |
| UDDI Channel                 | xmlns(a=http://systinet.com/2005/05/soa/model/artifact)uddiChannelArtifact      |
| UDDI Entity                  | xmlns(a=http://systinet.com/2005/05/soa/model/artifact)uddiEntityArtifact       |
| UDDI Registry                | xmlns(a=http://systinet.com/2005/05/soa/model/artifact)uddiRegistryArtifact     |
| WS-Policy                    | xmlns(a=http://systinet.com/2005/05/soa/model/artifact)wsPolicyArtifact         |
| WSDL                         | xmlns(a=http://systinet.com/2005/05/soa/model/artifact)wsdlArtifact             |

| SOA Systinet artifact | SourceType Value  |
|-----------------------|---|
| Web Application       | xmlns(a=http://systinet.com/2005/05/soa/model/artifact)webArtifact        |
| XML Schema            | xmlns(a=http://systinet.com/2005/05/soa/model/artifact)xmlSchemaArtifact  |
| XML Service           | xmlns(a=http://systinet.com/2005/05/soa/model/artifact)xmlServiceArtifact |
| XSLT                  | xmlns(a=http://systinet.com/2005/05/soa/model/artifact)xsltArtifact       |

## XPath Assertions

[Example 9 on page 131](#) is an XPath that applies to UDDI business entities and returns every `name` element whose `lang` attribute is set to the same value as the value of the `lang` parameter. If the XPath returns a non-empty list, the source document is considered to be valid against the assertion. If the returned node list is empty, validation has failed..

---

### Example 9: XPath Expression

```
<val:XPath>
    count(/uddi:businessEntity/uddi:name[@xml:lang=$lang])>0
</val:XPath>
```

You must take the following points into account when writing XPath assertions:

- **Namespace**

The element `val:XPath` is the namespace context for the XPath expression. If you need to define a prefix-namespace mapping, do it on this element or its ancestors.

- **Type system**

The XPath engine used in this enforcer is the free version of the [Saxon-B 8.5.1](http://www.saxonica.com) [http://www.saxonica.com] XSLT/XPath/XQuery engine. Although this version does not contain XML Schema parsing, it still checks for type conformance. For example, if you need to check that the value of attribute "xyz" is greater than 5, include in your XPath expression:

```
xs:integer(@xyz) > 5
```

If you fail to retype to integer, the XPath expression will never be fulfilled and no warning will be returned.

- **Parameter type**

In this release, assertion parameters are always passed as strings, regardless of the schema type written in the parameter definition. For this reason you have to explicitly cast the parameter in numerical comparisons. For example, the following XPath expression would be used in an assertion which checks that the message's body has at most a given number of elements (defined as a parameter named `MaxElements`):

```
count(soap:Body//*) <=xs:integer($MaxElements)
```

## XQuery Assertions

XQuery expression can be represented as shown in [Example 10 on page 132](#):

---

### Example 10: XQuery Expression

```
<val:XQuery>

  declare namespace rest="http://systinet.com/2005/05/soa/resource";
  declare namespace a="http://systinet.com/2005/05/soa/model/artifact";
  declare namespace p="http://systinet.com/2005/05/soa/model/property";
  declare namespace val="http://systinet.com/2005/10/soa/policy/validation";

  declare variable $metadata.source.url external;

  if (exists(rest:resource/rest:descriptor/a:businessServiceArtifact/p:productionStage)) then
    val:assertionOK()
  else
    val:assertionFailed(concat('This service is not assigned a category from a lifecycle taxonomy.
',
    'To fix this problem, go to <a href="", $metadata.source.url, '&view">the service</a>, ',
    'click on "Edit" and assign the category.'))

</val:XQuery>
```

The XQuery in [Example 10 on page 132](#) comes from the Service Supports Lifecycle assertion. The XQuery applies to business services and checks that each service has a lifecycle stage assigned to it. In the SOA Systinet use of XQueries, the `assertionOK` function is called only one time per tested artifact if the artifact passes validation, whereas if the artifact fails, the `assertionFailed` function is called for each individual violation. For the XQuery in [Example 10 on page 132](#) there is no logical need to call `assertionFailed` more

than once, since the artifact either has one lifecycle stage or none at all. In [Example 11 on page 133](#), the XQuery checks each `include` and `import` element and makes sure they use relative references. The `assertionFailed` function is called for each element that does not use relative references.

---

### Example 11: XQuery Reporting Multiple Failures

```
declare namespace xs = &quot;http://www.w3.org/2001/XMLSchema&quot;;
declare namespace val=&quot;http://systinet.com/2005/10/soa/policy/validation&quot;;

let $errors :=
  for $el in //xs:*[local-name() = 'include' or local-name() = 'import'] where ($el/@schemaLocation
and contains($el/@schemaLocation, ':'))
  return
    val:assertionFailed(concat('This xs:', local-name($el), ' uses absolute reference to another
schema.'), $el)
  return
    if (empty($errors)) then
      val:assertionOK()
    else
      ()
```



Namespaces are not propagated from parent elements but defined via standard XQuery declarations.

Together with the source document, XQuery assertions can be called with additional parameters. For example, these parameters can be used by the assertion to perform additional checks or output the location of the problem back to the user. The parameters are added to the XQuery expression of the assertion. A metadata parameter is shown in [Example 10 on page 132](#).

| Parameter name           | Description  |
|--------------------------|--|
| metadata.source.url      | The URL of the source of validation. In the case of HTTP request/response, this points to the request/response message. For one-way messages, WSDL documents etc. it points to the resource being validated. |
| metadata.description.url | The URL of the associated description document (for example, WSDL associated to a log of messages).  |

| Parameter name                 | Description   |
|--------------------------------|---|
| metadata.source.is.subdocument | Detects subdocuments. Returns "false" if document is standalone, "true" if document is part of a larger document. |

If you want to write a new XQuery assertion or modify an existing one, follow these guidelines:

- The XQuery engine used in this enforcer is the free version of the [Saxon-B 8.5.1](http://www.saxonica.com) [http://www.saxonica.com] XSLT/XPath/XQuery engine. Although this version does not contain XML Schema parsing, it still checks for type conformance. For example, if you need to check that the value of attribute "xyz" is greater than 5, write:

```
xs:integer(@xyz) > 5
```

Failing to do so, the XQuery expression might never be fulfilled. If this happens, no warning will be returned.

- In this release, assertion parameters are always passed as strings, regardless of the schema type written in the parameter definition. Because of this you must explicitly cast the parameter in numerical comparisons. For example, the following expression would be used in an assertion which checks that the message's body has at most a given number of elements (defined as a parameter named *MaxElements*):

```
count(soap:Body//*) <= xs:integer($MaxElements)
```