

HP OpenView Configuration Management Configuration Server

for the AIX, HP-UX, Linux, Solaris, and Windows operating systems*

Software Version: 5.00

Database Reference Guide

Document Release Date: December 2008

Software Release Date: April 2007



Legal Notices

Warranty

The only warranties for HP products and services are set forth in the express warranty statements accompanying such products and services. Nothing herein should be construed as constituting an additional warranty. HP shall not be liable for technical or editorial errors or omissions contained herein.

The information contained herein is subject to change without notice.

Restricted Rights Legend

Confidential computer software. Valid license from HP required for possession, use or copying. Consistent with FAR 12.211 and 12.212, Commercial Computer Software, Computer Software Documentation, and Technical Data for Commercial Items are licensed to the U.S. Government under vendor's standard commercial license.

Copyright Notices

© Copyright 1997-2007 Hewlett-Packard Development Company, L.P.

Trademark Notices

Linux is a registered trademark of Linus Torvalds.

Microsoft®, Windows®, and Windows® XP are U.S. registered trademarks of Microsoft Corporation.

OpenLDAP is a registered trademark of the OpenLDAP Foundation.

PREBOOT EXECUTION ENVIRONMENT (PXE) SERVER
Copyright © 1996-1999 Intel Corporation.

TFTP SERVER
Copyright © 1983, 1993
The Regents of the University of California.

OpenLDAP
Copyright 1999-2001 The OpenLDAP Foundation, Redwood City, California, USA.
Portions Copyright © 1992-1996 Regents of the University of Michigan.

OpenSSL License
Copyright © 1998-2001 The OpenSSLProject.

Original SSLeay License
Copyright © 1995-1998 Eric Young (eay@cryptsoft.com)

Documentation Updates

This guide's title page contains the following identifying information:

- Software Version number, which indicates the software version
- Document release date, which changes each time the document is updated
- Software release date, which indicates the release date of this version of the software

To check for recent updates or to verify that you are using the most recent edition, visit the following URL:

ovweb.external.hp.com/lpe/doc_serv/

You will also receive updated or new editions if you subscribe to the appropriate product support service. Contact your HP sales representative for details.

Table 1 lists new features added for the Configuration Management v 5.0 release.

Table 1 New features added for Configuration Management 5.0

Chapter	Version	Changes
All	5.00	The NOVADIGM domain was removed in version 5.00.
3	5.00	ZBITARCH attribute added to AUDIT.ZSERVICE and AUDIT.PACKAGE
3	5.00	RPTCLASS and TIMEOUT attributes added to AUDIT.WBEM
8	5.00	ZBITARCH attribute added to SOFTWARE.ZSERVICE and SOFTWARE.PACKAGE
8	5.00	DIRPERMS attribute added to SOFTWARE.UNIXFILE

Table 2 indicates changes made to this document for earlier releases.

Table 2 Document Changes

Chapter	Changes
Chapter 4	SAP Class, new attribute added: NETTTL
Chapter 4	SETTINGS Class, new attribute added: NETTTL

Chapter	Changes
Chapter 4	SETTINGS Class, new attribute added: FLUSHU
Chapter 8	SD Class, new attribute added: INSTOPTS

Support

You can visit the HP Software support web site at:

www.hp.com/managementsoftware/services

This web site provides contact information and details about the products, services, and support that HP Software offers.

HP Software online software support provides customer self-solve capabilities. It provides a fast and efficient way to access interactive technical support tools needed to manage your business. As a valued support customer, you can benefit by using the support site to:

- Search for knowledge documents of interest
- Submit and track support cases and enhancement requests
- Download software patches
- Manage support contracts
- Look up HP support contacts
- Review information about available services
- Enter into discussions with other software customers
- Research and register for software training

Most of the support areas require that you register as an HP Passport user and sign in. Many also require a support contract.

To find more information about access levels, go to:

www.hp.com/managementsoftware/access_level

To register for an HP Passport ID, go to:

www.managementsoftware.hp.com/passport-registration.html

Contents

- 1 Introduction 13**
 - Why use Configuration Management? 13
 - The CM Configuration Server Database 15
 - CM-CSDB Files and Domains 16
 - Additional Domains 17
 - Additional Files 17
 - Class Attributes 18
 - How to Read the Class Reference Tables 20

- 2 The ADMIN Domain 21**
 - Administrator IDs (ADMINID) Class 22
 - Administrator Types (ZADMIN) Class 23
 - Attribute Verify (ZVERA) Class 25
 - Class Verify (ZVERC) Class 26
 - Connection Rules (ZCONNECT) Class 27
 - Console Privileges (ZCONUSER) Class 30
 - Console User IDs (CONUSEID) Class 31
 - Domain Verify (ZVERD) Class 32
 - File Verify (ZVERF) Class 33
 - Function Verify (ZVERFDI) Class 34
 - Instance Verify (ZVERI) Class 35
 - Name Lists (8) (ZLIST) Class 36
 - Name Lists (32) (ZLIST32) Class 37

- 3 The AUDIT Domain 39**
 - Application (ZSERVICE) Class 40

Audit Packages (PACKAGE) Class	48
Behavior Services (BEHAVIOR) Class	50
Client Methods (CMETHOD) Class	54
Desktop (DESKTOP) Class	55
File (FILE) Class	58
File Scanner (FILESCAN) Class	62
File Scanner Filters (FILTER) Class	63
Inventory Options (RIMOPTS) Class	65
Inventory Scanners (SCANNER) Class	66
Path (PATH) Class	68
Registry (REGISTRY) Class	69
Scheduling (TIMER) Class	71
UNIX Permissions (UNIXPERM) Class	76
Virtual Mgr Location (MGRVLOC) Class	77
WBEM (WBEM) Class	78
4 The CLIENT Domain	81
Core Settings (SETTINGS) Class	82
Diagnostics (DIAGS) Class	88
Hardware Scan Config (RADHWCFG) Class	89
Network Locations (LOCATION) Class	91
RSM UI Preferences (RADUICFG) Class	93
Server Access Profile (SAP) Class	98
5 The PRDMAINT Domain	101
Application (ZSERVICE) Class	102
Application Packages (PACKAGE) Class	111
File Resources (FILE) Class	113
Mac File Resources (MACFILE) Class	118
Maintenance Location (MAINTLOC) Class	122

Path (PATH) Class	123
Product Maintenance (PRDMAINT) Class	124
Scheduling (TIMER) Class	125
Unix File Resources (UNIXFILE) Class	130
6 The PATCH Domain	135
Patch (PATCH) Class	136
7 The POLICY Domain	139
Country / Region (COUNTRY) Class	140
Departments (DEPT) Class	141
Machine Manufacturer (MANUFACT) Class	142
Machine Models (MODEL) Class	143
Machine Roles (ROLE) Class	144
Machine Subnets (SUBNET) Class	145
Mobile Device Config (MBLCONFIG) Class	146
Multicast (MULTICAST) Class	147
PDACONFIG (PDACONFIG) Class	151
Server Stagers (STAGER) Class	152
Users (USER) Class	156
Workgroups (WORKGRP) Class	159
8 The SOFTWARE Domain	161
Alert/Defer (ALERTDEF) Class	162
Application (ZSERVICE) Class	164
Application Packages (PACKAGE) Class	173
Auto Run (EXECUTE) Class	175
Behavior Services (BEHAVIOR) Class	176
Class Defaults (METACLAS) Class	181
Desktop (DESKTOP) Class	182

Dialog Services (DIALOG) Class	186
File Resources (FILE) Class.....	191
HTTP Proxy (HTTP) Class.....	196
IBM AIX Packages (AIX) Class	197
Install Options (INSTALL) Class	200
Linux RPM Packages (RPM) Class	204
Mac Alias (MACALIAS) Class	208
Mac File Resources (MACFILE) Class	210
Mobile File Resources (RMMFILE) Class.....	214
MSI Basic Resources (MSIBASIC) Class	217
MSI Features (MSIFEATS) Class	220
MSI Properties (MSIPROPS) Class.....	221
MSI Resources (MSI) Class.....	222
Panel Services (PANEL) Class	227
Path (PATH) Class	231
Registry Resources (REGISTRY) Class	232
Replace Application (REPLACE) Class.....	236
Scheduling (TIMER) Class.....	237
SD Packages (SD) Class	241
Solaris Patches (SOLPATCH) Class	245
SVR4 Packages (SVR4) Class	248
Unix File Resources (UNIXFILE) Class	253
Version Groups (VGROUP) Class.....	257
Versions (VERSION) Class	259
WTS App Comp Scripts (WTSACS) Class.....	260
WTS Control (WTSCTRL) Class.....	262
9 The SYSTEM Domain.....	263
Application Manager (ZCOMMAND) Class.....	264
Consoles (ZCONSOLE) Class	266

DB Version (DBVER) Class	267
Methods (ZMETHOD) Class	268
Radia Intent Class (ZINTENT) Class	269
Radia Processes (PROCESS) Class	270
Radia Processes (ZPRODUCT) Class	271
SQLTABLE (SQLTABLE) Class	272
System Files (ZFILE) Class	274
A Product Name Changes.....	275
Index	277

1 Introduction

This chapter contains an overview of the HP OpenView Configuration Management Configuration Server Database (CM-CSDB), and describes how to use this guide.

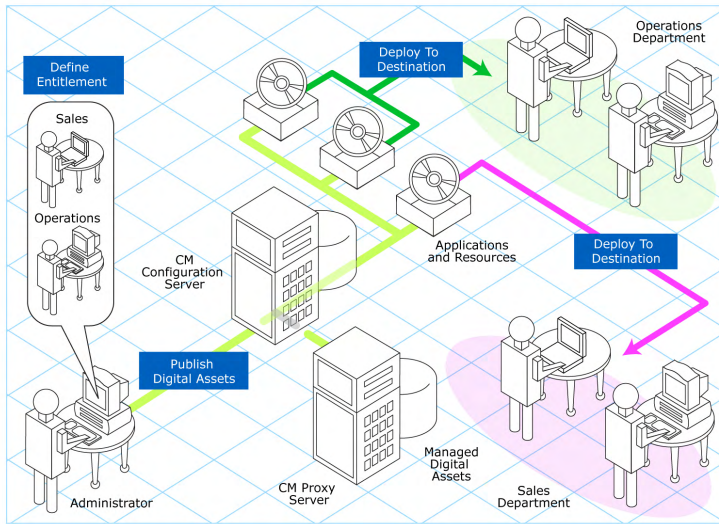
Why use Configuration Management?

Configuration Management (CM) manages the distribution of data based on your *desired state*. A desired state records the identities and intended configurations of the desktop computers or devices whose configurations are managed by CM. The desired state can be simple or complex.

At a minimum, a CM desired state includes the following five elements:

- **Users**
The identity of the devices or subscribers being managed.
- **Applications**
The software that is being managed.
- **Application Files**
The components that make up the applications.
- **Deployment Source**
The location where the application components are stored, such as on a HP OpenView Configuration Management Configuration Server Proxy Server (CM Proxy Server), HP OpenView Configuration Management Staging Server (CM Staging Server), or the HP OpenView Configuration Management Configuration Server (CM Configuration Server).
- **Deployment Destinations**
The location to which the application and its files will be distributed such as desktop computers, PDAs, and laptops.

Figure 1 Elements in a desired state



Use CM to manage all of these components. You will publish *packages* of data, determine entitlement policy, and define how the packages will be deployed.

► A *package* is a unit of distributable software or data.

The CM Configuration Server Database

The CM Configuration Server Database (CM-CSDB), stored on the CM Configuration Server, records the desired state. This includes all of the information that CM uses to manage applications on an agent computer, including:

- The software and data that CM distributes.
- The policies determining which subscribers are assigned to which packages.
- Security and access rules for CM administrators.

The CM-CSDB is hierarchically structured. It consists of files, domains, classes, instances, and attributes. Use the HP OpenView Configuration Management Administrator Configuration Server Database Editor (CM CSDB Editor) to view and manipulate the CM-CSDB components.

Table 1 CM-CSDB structure

Term	Description
File	Highest level in the hierarchy of the CM-CSDB. Groups similar domains together. Example: The PRIMARY File is used to define and maintain the desired state. This is one of the pre-configured files distributed with CM.
Domain	Logically partitions a CM file. Groups similar classes together. Example: The POLICY Domain contains the classes needed to create users and groups.
Class	A category of the desired state. The class is a template for the attributes needed to create an instance of the class. Example: The USER Class of the POLICY Domain defines subscribers of CM-managed applications. It defines all of the attributes necessary to identify the agent computer to be managed by CM.
Class Instance or Instance	An object containing a specific occurrence of a class. This is analogous to a row in a relational data table, or a record in a traditional flat file. The attributes of a class instance object contain data describing one specific entity of that class. Example: A USER instance is an object created from the USER Class, containing the information needed to identify a subscriber's agent computer.
Attribute Attribute Value	An attribute is a data element of a class. The class contains the definition (e.g., the name, data type, description, and length) for each attribute comprising the class. Each class instance created from the class contains a value for each of the attributes defined in the class. Example: The NAME attribute of a USER Class contains the name of the subscriber, and the USERID attribute contains the User ID, as specified by the CM administrator.

CM-CSDB Files and Domains

When you install the CM Configuration Server, LICENSE and PRIMARY are the only two files available. As you use CM, your CM-CSDB may change.

- The LICENSE File is read-only and used for CM Configuration Server processing. This file is for internal use and should not be modified.
- The PRIMARY File is where you will find most information regarding software management. Within the PRIMARY File, there are eight default domains and four optional domains. This guide describes the eight default installation domains:
 - Use the ADMIN Domain to define administrative rights and rules for connecting classes.
 - Use the AUDIT domain to configure tasks that will inventory, or audit, agent computers' assets. Refer to the *HP OpenView Configuration Management Inventory Manager Installation and Configuration Guide (CM Inventory Manager Guide)* for more information.
 - Use the CLIENT Domain to configure Client Operations Profiles, including setting access points for application data. Refer to the *HP OpenView Configuration Management Application Manager Installation and Configuration Guide (CM Application Manager Guide)* and the *HP OpenView Configuration Management Application Self-service Manager Installation and Configuration Guide (CM Application Self-service Manager Guide)* for more information.
 - Use the PRDMAINT Domain to store packages for self-maintenance. Refer to the *CM Application Manager Guide* or the *CM Application Self-service Manager Guide* for more information.
 - Use the PATCH Domain to store the list of available patches within a PATCH CLASS. Refer to the *HP OpenView Configuration Management Administrator Configuration Server Database Editor Guide (CM CSDB Editor Guide)* for more information.
 - Use the POLICY Domain to create users and groups, and to assign users to groups. Refer to the *CM Application Manager Guide* or the *CM Application Self-service Manager Guide* for more information.
 - The SOFTWARE Domain contains information about the software being managed and the methods used to deploy the software. Refer to the *CM Application Manager Guide* or the *CM Application Self-service Manager Guide* for more information.

- The SYSTEM Domain contains administrative and process control definitions.

Additional Domains

Additional domains may be added to the database depending on which products you install. These include:

- MACHINE (refer to the *HP OpenView Configuration Management OS Manager Users Guide [CM OS Manager Guide]*)
- OS, OSJUMP, OSIGNITE, OSKICK, OSNIM, OSYAST (refer to the *CM OS Manager Guide*)
- PATCHMGR (refer to the *for the HP OpenView Configuration Management Patch Manager Installation and Configuration Guide [CM Patch Manager Guide]*)
- USAGE (refer to the *HP OpenView Configuration Management Application Usage Manager Installation and Configuration Guide [CM Application Usage Manager Guide]*)

In addition to the domains listed above, if you have installed HP OpenView Configuration Management Solutions for Servers you may encounter the following domains:

- APPMGMT (refer to the *HP OpenView Configuration Management Solutions for Servers Application Management Profiles Guide [CM Application Management Profiles Guide]*)
- BASELINE (refer to the *HP OpenView Configuration Management Solutions for Servers Configuration Baseline Auditor Guide [CM Configuration Baseline Auditor Guide]*)

Refer to the CM product documentation for more information about these domains and their classes and attributes.

Additional Files





As you begin to use CM, the PROFILE File will appear. This file contains information collected from agent computers and appears after the first agent computer has registered with the CM Configuration Server. This information is used to connect to computers to deploy software managed by CM, and to see the configuration of the agent computer. For more information about the PROFILE File, refer to the *CM Application Manager Guide* or *CM Application Self-service Manager Guide*.


The NOTIFY File contains information about attempts by the Notify function to update, remove or e-mail subscribers. This file appears after the first attempted Notify. For more information about Notify, see the *CM Application Manager Guide*.

Class Attributes

Within each of these domains, you will find classes that divide the files into functional categories. Class attributes can be one of four types as described in Table 2 below.

Table 2 Class Attribute Types and their Functions

Attribute Type Icon	Usage
Expression 	Contains a single line REXX command that is executed during resolution. In an attribute named ZSTOP, causes resolution of the current instance to terminate, if the expression evaluates to "true".
Variable 	A piece of named storage containing a variable value. The variable's value forms a part of the client's resolved desired state, and can influence the resolution process through messaging or symbolic substitution.
Connection (available)  Connection (set)  Note: The letter in the icon denotes the connection type: A – Always C – Class I – Includes R – Requires	Class connections determine the path of resolution of an agent's desired state during the agent connection process. Available connections are attributes into which a connection to another class may be set. Set connections are attributes containing a specification for a connection to another class. A class connection is, in effect, a branch in the resolution process. Refer to the <i>HP OpenView Configuration Management Essentials Guide (CM Essentials Guide)</i> or the <i>HP OpenView Configuration Management Administrator Configuration Server Database Editor Guide</i> for more information. <ul style="list-style-type: none"> • An <i>Always connection</i> is always resolved, no matter what the name of its attribute. • A <i>Class connection</i> is resolved if its attribute's name is <code>_ALWAYS_</code>, or if the name of its attribute matches the current value of the system message. • An <i>Includes connection</i> is always resolved, no matter what the name of its attribute. • A <i>Requires connection</i> blocks resolution of instances in the required instance and its children, whose instance names are identical to instance names in the requiring instance and its children. <i>Requires</i> and <i>Includes</i> connection types are useful, among other uses, for expressing inter-package relationships, connecting instances of the PACKAGE Class.

Attribute Type Icon	Usage
	<p>When one package <i>Requires</i> another, components of the required package are superseded by the same component in the requiring package.</p> <p>When one package <i>Includes</i> another, both are deployed as a single entity.</p>
<p>Method</p> 	<p>Methods are programs executed as part of the resolution process. The method attribute identifies the program to be executed.</p>

How to Read the Class Reference Tables

The *CM CSDB Editor Guide* describes the attributes of the classes in the default domains in the PRIMARY File. Also included is an explanation of the different components of the class reference tables.

The first page of each class provides a brief overview. It identifies the file and domain that contain the class, the class name and icon, a description of the class including an explanation of what instances of the class are used for, and a list of permitted class connections for the class. The attributes in each class are listed alphabetically in table format.

Table 3 Class attribute reference table columns

Column	Description
Attribute Name	Lists the class attributes. Attributes are not alphabetized; they appear in the order that you will find them in the CM-CSDB Editor.
Explanation	Defines the attribute. Here you will find a more detailed description of the attribute. Where necessary, the column includes information on how and why this attribute is used.
Value of Base Instance	The default value of the base instance.
Length	The total number of characters allowed for the attribute.
Type	A code indicating the attribute type, as follows: C: Class connection M: Method V: Variable E: Expression I: Included R: Required A: Always

2 The ADMIN Domain

Use the ADMIN Domain to define administrative rights and rules for connecting classes. For more information, see the HP OpenView support web site and the *HP OpenView Configuration Management Administrator Configuration Server Database Editor Guide (CM Admin CSDB Editor Guide)*. To read the class reference tables, see the section [How to Read the Class Reference Tables](#) on page 20.

Administrator IDs (ADMINID) Class

File: PRIMARY Description: The ADMINID Class contains one instance for each authorized administrator. Each instance connects to one instance of the ZADMIN Class.

Domain: ADMIN

Class: ADMINID


Icon:  Can connect to: ZADMIN

Table 4 ADMINID Class Attribute Reference

Attribute Name	Explanation	Value of Base Instance	Length Type
ALWAYS	ZADMIN Connect to Used to connect the ADMINID instance to the ZADMIN instance. &ZADMFUNC must be passed as the message to the ZADMIN Class.		50 C
ADM DPT1 to ADM DPT5	Department Prefix Used to restrict access to policy-related class instances by the departments or workgroups assigned to an administrator. Used to control the DEPT, LAN, and PKGR types of administrators.	_NULL_	20 V
ADMNAME	Administrator Name		25 V
ADM PF X1 to ADM PF X10	Application Prefix Used to restrict access to application-related class instances by the application prefixes assigned to an administrator. Used to control the DEPT, LAN, and PKGR types of administrators.	_NULL_	20 V

Administrator Types (ZADMIN) Class

File: PRIMARY Description: The ZADMIN Class describes the different administrator types. Instances of the ZADMIN Class define what files, domains, classes, and instances can be accessed and changed by each type of CM administrator. Also, class instance connection rules, as articulated by instances of the ZLIST Class, can be specified for each instance of the ZADMIN Class.

Domain: ADMIN

Class: ZADMIN


Icon:  Can connect to: ZCONNECT, ZLIST, ZLIST32, ZVERC, ZVERD, ZVERF, ZVERFDCI, ZVERI

Table 5 ZADMIN Class Attribute Reference

Attribute Name	Explanation	Value of Base Instance	Length Type
CONNECT	Class Connection Rules Connect this field to the appropriate ZLIST or ZCONNECT Class instance. It defines the class connection rules you want a CM administrator to have access to.		50 C
DELOBJ	Delete Object		50 C
GETINFO	Get Control Information for Classes		50 C
LISTCLAS	List Domain Classes Connect this field to the ZLIST Class instance. It defines the access a CM administrator will have to classes.		50 C
LISTDOMN	List File Domains Connect this field to the ZLIST Class instance. It defines the level of access you want a CM administrator to have.		50 C
LISTFILE	List Files Connect this field to the ZLIST32 Class instance. It defines the access you want a CM administrator to have.		50 C

Attribute Name	Explanation	Value of Base Instance	Length Type
LISTINST	List Class Instances Connect this field to the appropriate ZLIST Class instance. It defines filters for CM files.		50 C
MASKCLAS	List Class Masks Connect this field to the ZLIST Class instance. It defines the access a CM administrator will have to classes.		50 C
MASKDOMN	List Domain Masks		50
MASKFILE	List File Masks Connect this field to the ZLIST32 Class instance. It defines filters for CM files.		50 C
MASKINST	List Instance Masks		50 C
VEROBJ	List Discrete Instances		50 C

Attribute Verify (ZVERA) Class

File: PRIMARY Description: Instances of the ZVERA Class can be used to group instances of the ZLIST Class that define attribute access in your administrator schema.

Domain: ADMIN

Class: ZVERA


Icon:  Can connect to:

Table 6 ZVERA Class Attribute Reference

Attribute Name	Explanation	Value of Base Instance	Length Type
ADD	Add Filter		50 C
DELETE	Delete Filter		50 C
DRAGDROP	Drag Drop Filter		50 C
EXECUTE	Execute Filter		50 C
LIST	List Filter		50 C
MASK	Mask Filter		50 C
UPDATE	Update Filter		50 C

Class Verify (ZVERC) Class

File: PRIMARY Description: Instances of the ZVERC Class can be used to group instances of the ZLIST Class that define class access in your administrator schema.

Domain: ADMIN

Class: ZVERC


Icon:  Can connect to: ZLIST

Table 7 ZVERC Class Attribute Reference

Attribute Name	Explanation	Value of Base Instance	Length Type
ADD	Add Filter		50 C
DELETE	Delete Filter		50 C
DRAGDROP	Drag Drop Filter		50 C
EXECUTE	Execute Filter		50 C
LIST	List Filter		50 C
MASK	Mask Filter		50 C
QUERY	Query Filter		50 C
UPDATE	Update Filter		50 C

Connection Rules (ZCONNECT) Class


File:	PRIMARY	Description:	The ZCONNECT Class lists the rules for what can be connected to other classes.
Domain:	ADMIN		
Class:	ZCONNECT		
Icon:		Can connect to:	ZLIST

Table 8 ZCONNECT Class Attribute Reference

Attribute Name	Explanation	Value of Base Instance	Length Type
ADMINID	ADMINID Connect List This connection field allows you to connect a ADMINID Class instance to instances of the ZLIST Class.		50 C
BEHAVIOR	BEHAVIOR Connect List This connection field allows you to connect a BEHAVIOR Class instance to instances of the ZLIST Class.		50 C
CONUSEID	CONUSEID Connect List This connection field allows you to connect a CONUSEID Class instance to instances of the ZLIST Class.		50 C
DEPT	DEPT Connect List An alphanumeric name that connects the DEPT defined in this class. This connection field allows you to connect a DEPT Class instance to instances of the ZLIST Class.		50 C
DESKTOP	DESKTOP Connect List This connection field allows you to connect a DESKTOP Class instance to instances of the ZLIST Class.		50 C
DIALOG	DIALOG Connect List This connection field allows you to connect a DIALOG Class instance to instances of the ZLIST Class.		50 C
FILE	FILE Connect List This connection field allows you to connect a FILE Class instance to instances of the ZLIST Class.		50 C

Attribute Name	Explanation	Value of Base Instance	Length Type
LOCATION	Location Connect List This connection field allows you to connect a LOCATION Class instance to instances of the ZLIST Class.		50 C
METACLAS	METACLAS Connect List This connection field allows you to connect a METACLAS Class instance to instances of the ZLIST Class.		50 C
PACKAGE	PACKAGE Connect List This connection field allows you to connect a PACKAGE Class instance to instances of the ZLIST Class.		50 C
PANEL	PANEL Connect List This connection field allows you to connect a PANEL Class instance to instances of the ZLIST Class.		50 C
PRDMAINT	PRDMAINT Connect List This connection field allows you to connect a PRDMAINT Class instance to instances of the ZLIST Class.		
REGISTRY	REGISTRY Connect List This connection field allows you to connect a REGISTRY Class instance to instances of the ZLIST Class.		50 C
SCANNER	SCANNER Connect List This connection field allows you to connect a SCANNER Class instance to instances of the ZLIST Class.		50 C
UNIXFILE	UNIX File Connect List This connection field allows you to connect a UNIX FILE Class instance to instances of the ZLIST Class.		50 C
USER	USER Connect List This connection field allows you to connect a USER Class instance to instances of the ZLIST Class. An alphanumeric name defining a new USER instance.		50 C
WMI	WMI Connect List This connection field allows you to connect a WMI Class instance to instances of the ZLIST Class.		50 C
WORKGRP	WORKGRP Connect List This connection field allows you to connect a WORKGRP Class instance to instances of the ZLIST Class. An alphanumeric name defining a new WORKGRP instance.		50 C

Attribute Name	Explanation	Value of Base Instance	Length Type
ZADMIN	ZADMIN Connect List This connection field allows you to connect an ADMINISTRATOR Class instance to instances of the ZLIST Class. An alphanumeric name defining a new ZADMIN instance.		50 C
ZCONNECT	ZCONNECT Connect List This connection field allows you to connect a ZCONNECT Class instance to instances of the ZLIST Class. An alphanumeric name defining a new ZCONNECT instance.		50 C
ZSERVICE	ZSERVICE Connect List This connection field allows you to connect a ZSERVICE Class instance to instances of the ZLIST Class. An alphanumeric name defining a new ZSERVICE instance.		50 C
ZVERC	ZVERC Connect List This connection field allows you to connect a ZVERC Class instance to instances of the ZLIST Class. An alphanumeric name defining a new ZVERC instance.		50 C
ZVERD	ZVERD Connect List This connection field allows you to connect a ZVERD Class instance to instances of the ZLIST Class. An alphanumeric name defining a new ZVERD instance.		50 C
ZVERF	ZVERF Connect List This connection field allows you to connect a ZVERF Class instance to instances of the ZLIST Class. An alphanumeric name defining a new ZVERF instance.		50 C
ZVERFDCI	ZVERFDCI Connect List This connection field allows you to connect a ZVERFDCI Class instance to instances of the ZLIST Class. An alphanumeric name defining a new ZVERFDCI instance.		50 C
ZVERI	ZVERI Connect List This connection field allows you to connect a ZVERFDCI Class instance to instances of the ZLIST Class. An alphanumeric name defining a new ZVERI.		50 C

Console Privileges (ZCONUSER) Class


File: PRIMARY Description: Reserved for future use.
Domain: ADMIN
Class: ZCONUSER
Icon:  Can connect to:

Table 9 ZCONUSER Class Attribute Reference

Attribute Name	Explanation	Value of Base Instance	Length Type
ALWAYS	Connect to Class connections determine the path of resolution of an agent's desired state. An _ALWAYS_ class connection is always resolved.		50 C

Console User IDs (CONUSEID) Class


File: PRIMARY Description: Reserved for future use.
Domain: ADMIN
Class: CONUSEID
Icon:  Can connect to: ZCONUSER

Table 10 CONUSEID Class Attribute Reference

Attribute Name	Explanation	Value of Base Instance	Length Type
ALWAYS	ZCONUSER Connect to Class connections determine the path of resolution of an agent's desired state. An _ALWAYS_ class connection is always resolved.		50 C
CONNAME	Console User Name		25 V

Domain Verify (ZVERD) Class

File: PRIMARY Description: Instances of the ZVERD Class can be used to group instances of the ZLIST Class that define domain access in your administrator schema.

Domain: ADMIN

Class: ZVERD


Icon:  Can connect to: ZLIST

Table 11 ZVERD Class Attribute Reference

Attribute Name	Explanation	Value of Base Instance	Length Type
ADD	Add Filter		50 C
DELETE	Delete Filter		50 C
DRAGDROP	Drag Drop Filter		50 C
EXECUTE	Execute Filter		50 C
LIST	List Filter		50 C
LIST	Filtering Method		50 M
MASK	Mask Filter		50 C
UPDATE	Update Filter		50 C

File Verify (ZVERF) Class

File: PRIMARY Description: Instances of the ZVERF Class can be used to group instances of the ZLIST Class that define file access in your administrator schema.

Domain: ADMIN

Class: ZVERF


Icon:  Can connect to: ZLIST32

Table 12 ZVERF Class Attribute Reference

Attribute Name	Explanation	Value of Base Instance	Length Type
ADD	Add Filter		50 C
DELETE	Delete Filter		50 C
DRAGDROP	Drag Drop Filter		50 C
EXECUTE	Execute Filter		50 C
LIST	List Filter		50 C
MASK	Mask Filter		50 C
UPDATE	Update Filter		50 C

Function Verify (ZVERFDCI) Class

File: PRIMARY Description: Instances of the ZVERFDCI Class can be used to group instances of the ZLIST Class that define function access in your administrator schema.

Domain: ADMIN

Class: ZVERFDCI


Icon:  Can connect to: ZLIST, ZLIST32, ZVERC, ZVERD, ZVERF, ZVERI

Table 13 ZVERFDCI Class Attribute Reference

Attribute Name	Explanation	Value of Base Instance	Length Type
A	<A>		50 C
A	<A>		50 M
C	Class Verify		50 C
C	Class Ver Method		50 M
D	Domain Verify		50 C
D	Domain Ver Method		50 M
F	File Verify	ZVERFDCI.LIMITED	50 C
F	File Ver Method		50 M
I	Instance Verify		50 C
I	Instance Ver Method		50 M

Instance Verify (ZVERI) Class

File: PRIMARY Description: Instances of the ZVERI Class can be used to group instances of the ZLIST Class that define instance access in your administrator schema.

Domain: ADMIN

Class: ZVERI


Icon:  Can connect to: ZLIST32

Table 14 ZVERI Class Attribute Reference

Attribute Name	Explanation	Value of Base Instance	Length Type
ADD	Add Filter		50 C
DELETE	Delete Filter		50 C
DRAGDROP	Drag Drop Filter		50 C
EXECUTE	Execute Filter		50 C
LIST	List Filter		50 C
LIST	Filtering Method		50 M
MASK	Mask Filter		50 C
QUERY	Query Filter		50 C
UPDATE	Update Filter		50 C

Name Lists (8) (ZLIST) Class

File: PRIMARY Description: The ZLIST Class allows you to specify access to eight-character files and class instances. The instances of the ZLIST Class specify access to VM domains and classes, and articulate class connection rules. An instance of this class relates the files, domains, classes, and instances to the rules that govern their manipulation by a CM administrator.

Domain: ADMIN

Class: ZLIST

Icon:  Can connect to:

Table 15 ZLIST Class Attribute Reference

Attribute Name	Explanation	Value of Base Instance	Length Type
ZNAME01 to ZNAME20	Name Allows you to enter access controls for CM domains and classes. You can use a wildcard character to specify access to all domains, or limit access by entering one or more valid eight-character domain names.		8 V

Name Lists (32) (ZLIST32) Class

File: PRIMARY Description: The ZLIST32 Class allows you to specify access to 32-character files and class instances. You can also create instances of the ZLIST32 Class to predefine filters for class instances.

Domain: ADMIN

Class: ZLIST32


Icon:  Can connect to:

Table 16 ZLIST32 Class Attribute Reference

Attribute Name	Explanation	Value of Base Instance	Length Type
ZNAME001 to ZNAME020	Instance Name Allows you to enter access controls for CM files and class instances. You can use a wildcard character or limit access by entering one or more valid 32-character file or class instance names.		32 V

3 The AUDIT Domain

Use the AUDIT Domain to configure tasks that will inventory or audit agent computers' assets. Refer to the *HP OpenView Configuration Management Inventory Manager Installation and Configuration Guide (CM Inventory Manager Guide)* for additional information. To read the class reference tables, see the section [How to Read the Class Reference Tables](#) on page 20

Application (ZSERVICE) Class

File: PRIMARY Description: These are sample services distributed with the HP OpenView Configuration Management Inventory Manager (CM Inventory Manager). The AUDIT.ZSERVICE instance is connected to a policy instance. A policy instance can be an instance of the Users, Departments, or Workgroups class. It can also be a customer-defined class within the POLICY Domain. Each of the sample ZSERVICE Classes is connected to the PACKAGE instances.

Domain: AUDIT

Class: ZSERVICE


Icon:  Can connect to: PACKAGE, FILE, BEHAVIOR, DIALOG, DEPT, WORKGRP, TIMER, VGROUP, STAGER, HTTP, EXECUTE, ZSERVICE, PDACONFIG

Table 17 ZSERVICE Class Attribute Reference

Attribute Name	Explanation	Value of Base Instance	Length Type
ALWAYS	Contains Class connections determine the path of resolution of an agent's desired state. An _ALWAYS_ class connection is always resolved.		50 C
ALWAYS	Contains An _ALWAYS_ class connection is always resolved. An Includes connection is used to express inter-package relationships.	AUDIT.RIMOPTS .DIFF_INSTALL _UPDATE	50 I
ALWAYS	Contains An _ALWAYS_ class connection is always resolved. An Includes connection is used to express inter-package relationships.	AUDIT.PACKAGE .AUDIT_EXECUTE _BEHAVIOR	50 I
ALWAYS	Utility Resolution Method Any method you specify for this attribute is unconditionally executed by CM when this instance is resolved. A valid method name, for example, ZSYSTEM.ZMETHOD.PUT_ZERROR_HIST.		51 M

Attribute Name	Explanation	Value of Base Instance	Length Type
ADAPTIVE	<p>Auto Adaptability [Y/N] Indicates whether the installed package is dependent on client settings that must be monitored periodically. If the settings change, the client must reconnect to the CM Configuration Server to get new or different components. Useful for "plug and play" services.</p>		1 V
AUTHOR	<p>Author Name Name of the author of the service that appears in the properties for the service in the Service List.</p>		50 V
BDELETE	<p>Service Pre-Delete Method Method to run before deleting the service.</p>		100 M
BUPDATE	<p>Service Pre-Update Method Method to run before updating the service.</p>		100 M
BREPAIR	<p>Service Pre-Repair Method Method to run before repairing the service.</p>		100 M
CACHE	<p>App Element Caching [Y/N]</p>	N	1 V
CACHELIM	<p>Percent Disk Limit for Cache Cache limit, which is defined as the percentage of used drive space. Type a number between 000 and 100. Note: Used for Windows Installer applications only. If the percentage of used space is greater than the cache limit, then all of the cached files for the product are removed and the cache folder is deleted. This is checked after every file is cached on the disk.</p>	000	3 V
CACHELOC	<p>CACHE Location on Client <i>For Windows Installer applications only.</i> Location of the folder on the agent computer that is used to cache the compressed application files needed for the product. CM support for Windows Installer tags the PRODGUID value to this value to create the folder. For example, if CACHELOC=C:\progra~1\HP and PRODGUID = 12345_XXXX the cache folder would be: c:\progra~1\HP\12345_XXXX\cache Note: The folder name \cache is automatically appended to PRODGUID. If you are not deploying a Windows Installer-enabled application, the files will be cached in IDMDATA.</p>	_UNDEF_	254 V

Attribute Name	Explanation	Value of Base Instance	Length Type
CATGROUP	Catalog Group Name Type a name for the catalog that will be displayed to subscribers when they click Properties in the CM Application Self-service Manager user interface.		30 V
COMPsize	Application Size – Compressed The size of the compressed application displayed to the subscribers when they click Properties in the CM Application Self-service Manager user interface. Cumulative value of the COMPsize defined in the PACKAGE Class.		12 V
DELDATE	Delete Date Indicates when the application was removed (in local time) from the agent computer. The CM agent manages and maintains this attribute.		32 V
DESCRIPT	Application Description Description of the service that appears in the properties for the service in the Service List. Value is set initially in the Long Description field in the New Application Wizard (used to create a service).		255 V
ERTYPE	Event Reporting Method [O/E/X] Set on the CM Configuration Server, this sends an APPEVENT object to the CM Configuration Server. Currently supports object format only.	o	1 V
EVENTS	Events to Report Indicates which events to report on.	AI=B AD=B AU=B AR=B AV=F VA=B VD=B	50 V
INSTDATE	Installed Date Indicates when the application was installed (in local time) on the agent computer. The CM agent manages and maintains this attribute. The date is in text form, as in: Jan 28, 1998 16:10:00.		32 V
ITEMS	Number of Component Instances		7 V
LREPAIR	Local Repair [Y/N] Enables local repair of broken applications. If an application is broken because of missing files, the files (stored locally) can be used to repair the application.		1 V
MCELIGBL	Service Multicast Eligible [Y/N] Indicates if the application is eligible for multi-casting.	Y	1 V

Attribute Name	Explanation	Value of Base Instance	Length Type
NAME	Friendly Name Friendly name for the service. This appears in the properties for the service in the Service List.		80 V
OWNER	Application Contact Package owner, as documented by the CM Admin Publisher.		80 V
PRICE	Price Type the price of an application that will be displayed to subscribers when they click Properties in the CM Application Self-service Manager user interface.		10 V
PUBDATE	Published Date of Service Date service was published.		32 V
REBOOT	Install/Update/Delete/Version Change Used to restart the agent computer after the service is installed. Blank = Restart only if a file being deployed is already in use by an application on the agent computer. INSTALL,DELETE = Restart if an application is installed or deleted, or if a file being deployed is already in use. VERSION CHANGE = Restart if an application is changing versions, or if a file being deployed is already in use. UPDATE = Restart if an application is updated or repaired during the agent connect process, or if a file being deployed is already in use.		64 V
RECONFIG	Reconfiguration Enabled [Y/N] Indicates whether an application can be relocated after it has been installed.		1 V
REMOVAL	Un-Managed Behavior [A/D/U] Controls removal of the service. If ZVCMO is set to M, set REMOVAL to: A = Abandon (deletes the objects, but not the components) D = Delete (deletes the objects and components) If ZVCMO is set to O, set REMOVAL to: A = Abandon (deletes the objects, but not the components) D = Delete (deletes the objects and components) U = Unmanage (does not delete the objects or components)	D	1 V
RSTRSIZE	Download Restart Threshold (in bytes)	0	11 V

Attribute Name	Explanation	Value of Base Instance	Length Type
RUNDLG	Dialog Processing [Y/N] Specifies whether to enable processing of dialog boxes during the installation of the service.	N	1 V
SCHEDOK	Update Schedule Locally [Y/N] Specifies whether the subscribers are allowed to change the update schedule for the service locally. Y = Subscriber is allowed to change the schedule. N = CM Configuration Server controls the update schedule.		1 V
SIZE	Application Size – Uncompressed The size of the uncompressed application displayed to the subscribers when they click Properties in the CM Application Self-service Manager user interface.		12 V
UIOPTION	Progress Indicator [NONE/FULL/INFO] Controls whether the status window appears. NONE = No interface appears. FULL = Interface appears and Cancel button is available. INFO = Interface appears with no option to cancel.		4 V
UPDDATE	Upgrade Date (Programmatic) Stores the date when the file was updated on the CM Configuration Server.		12 V
UPGDATE	When Application was Upgraded Stores the date when the application was last upgraded (in local time) on the agent computer. This value is set by the CM subscriber after the dialogs have been installed. This date can be used for reporting purposes. The date is in text form, as in: Jan 28, 1998 16:10:00.		32 V
URL	WEB URL Name Address of a Web page where the subscriber can find additional information about the service.		255 V
VENDOR	Vendor Name Name of the vendor of the service.		24 V
VERDATE	Verified Date of Service Indicates when the application was last verified (in local time) on the agent computer. The CM agent manages and maintains this attribute.		12 V
VERSION	Version Description		255 V

Attribute Name	Explanation	Value of Base Instance	Length Type
ZAVIS	<p>Available, Verified, Installed, Sync F</p> <p>The CM agent manages and maintains this attribute to show the different states of the application in the Service List.</p> <p>Y = Yes N = No X = Unknown</p> <p>The four states are:</p> <ul style="list-style-type: none"> • Available indicates whether a service is available from the CM Configuration Server. • Verified indicates whether a service has been verified. • Installed indicates whether the service has been installed. • Synchronized indicates whether the installed service has all of the latest changes from the CM Configuration Server. 	YXNX	4 V
ZBITARCH	<p>Target Bit Architecture [/32/64]</p> <ul style="list-style-type: none"> • Set to 32 to deploy to 32-bit architectures. • Set to 64 to deploy to 64-bit architectures. • Set to blank to deploy to all architectures. 		8 V
ZCONTEXT	Component Context [M/U]		1 V
ZCREATE	<p>Service Installation Method</p> <p>CM-supplied method or fully qualified, user-defined method.</p>		100 M
ZDELETE	<p>Service Delete Method</p> <p>CM-supplied method or fully qualified, user-defined method.</p>		100 M
ZDISCONN	<p>Disconnect on Install [Y/N]</p> <p>Allows the client to disconnect from the CM Configuration Server if there is an open session with it.</p> <p>Y = Disconnects the client from the CM Configuration Server. N = Does not disconnect from the client from the CM Configuration Server.</p>	Y	1 V
ZINIT	<p>Service Initialization Method</p> <p>A fully qualified, user-defined method.</p>		100 M
ZREPAIR	Service Repair Method		100 M

Attribute Name	Explanation	Value of Base Instance	Length Type
ZSTOP000 to ZSTOP002	Stop Resolution Expression Expressions evaluating to "true" in ZSTOP attributes cause resolution of the instance to be skipped. If left blank, the instance is not skipped, and resolution continues. This is useful for assigning a version to a specific set of users. Use the CM-CSDB Editor to set this attribute.		255 E
ZSTOP999	Stop Unless Radia Connect		50 E
ZSVCCAT	Service Visible in Catalog? [Y/N]		1 V
ZSVCCSTA	Service Status on Client (999) Service status code. 000 = All actions for service completed. 008 = At least one resource had a writer error. 014 = No disk space for at least one resource. 015 = ZDLIMIT exceeded for at least one resource. 024 = A method timed out. 036 = A create method set ZBRC>7. 900 = Not all files were verified. No work done for service.	999	3 V
ZSVCMO	Mandatory/Optional Service [M/O/MO/OM] Indicates whether the service is mandatory or optional on the CM agent. If you are using CM Application Manager <i>and</i> CM Application Self-service Manager, you could also specify mandatory and then optional, MO , or optional then mandatory, OM . The first character indicates how the application should be handled before installation. The second character indicates how the application should be handled after installation.	M	1 V
ZSVCMODE	Application Context [M/U/MU/EMU] Specifies whether the service is to be installed in the Machine, User, or Multi-user context. M = Machine U = User MU = Both machine and user components. Verify that the machine components have been installed before installing the user components.		2 V
ZSVCCNAME	Service Name/Description For example, VB Calculator.	Unknown Service	24 V

Attribute Name	Explanation	Value of Base Instance	Length Type
ZSVCPRI	<p>Service Create Ordering [01-99] Enables you to specify a priority level for this service. If disk space on the client desktop is not available, services will be downloaded based on the priority level set here.</p> <p>01 = Highest priority 10 = Default value 99 = Lowest priority</p>		2 V
ZSVCRASH	<p>Verify Attributes [Y/F/D/N] The CM agent will check permissions on files and/or directories when ZSVCRASH is set. Valid values are: Y – verify files and directories F – verify files only D – verify directories only N – do not verify permissions</p>		1 V
ZSVCTTYP	<p>Application Target Type [A/S] Indicates which CM agent will receive this application.</p> <p>A = Application Manager S = Application Self-service Manager</p>		2 V
ZSYSACCT	<p>Install Under System Account [Y/N/M] Specifies whether to install the service under the system account or the user's account.</p> <p>Y = The application is installed using the system rights. N = The application is installed using the rights of the user who is logged on.</p>	Y	1 V
ZUPDATE	<p>Service Update Method CM-supplied method or fully qualified, user-defined method.</p>		100 M
ZVERIFY	<p>Service Verify Method</p>		100 M

Audit Packages (PACKAGE) Class

File: PRIMARY Description: Defines what information to collect, and then what actions to take.

Domain: AUDIT These packages would contain various audit components. A good example is an audit of running services on a desktop. The AUDIT.ZSERVICE instance must contain a connection to an AUDIT.PACKAGE instance.

Class: PACKAGE


Icon:  Can connect to: DESKTOP, FILE, PATH, MSIFEATS, MSI, PACKAGE, PDACONFG, REGISTRY

Table 18 PACKAGE Class Attribute Reference

Attribute Name	Explanation	Value of Base Instance	Length Type
ALWAYS	Connect to Class connections determine the path of resolution of an agent's desired state. An _ALWAYS_ class connection is always resolved.		50 C
ALWAYS	Package Includes Class connections determine the path of resolution of an agent's desired state. An _ALWAYS_ class connection is always resolved.		50 C
BEHAVIOR	Behavior Includes connection to BEHAVIOR Class instances.		255 I
COMPSize	Package Compressed Resource Size Compressed size of package (in bytes).		12 V
DESCRIPT	Application Description Description of the service that appears in the properties for the service in the Service List. Value is set initially in the Long Description field in the New Application Wizard (used to create a service).		255 V
DESKTOP	Desktop Includes connection to DESKTOP Class instances.		255 I
FILE	File Includes connection to FILE Class instances.		255 I

Attribute Name	Explanation	Value of Base Instance	Length Type
INCLUDES	Package Includes Generic Includes connection.		50 I
ITEMS	Number of Component Instances Number of component instances in a package at time of publishing.		7 V
NAME	Friendly Name		80 V
OWNER	Application Contact Package owner, as documented by the CM Admin Publisher.		80 V
PATH	Path Includes connection to PATH Class instances.		255 I
PKGNAME	Package Name		80 V
REGISTRY	Registry Includes connection to REGISTRY Class instances.		255 I
RELEASE	Package Release Release level of the package, as documented by the CM Admin Publisher.		80 V
REQUIRES	Required Package Level Generic Requires connection.		80 C
SIZE	Package Resource Size Size of package (in bytes).		12 V
UNIXFILE	UNIX File Includes connection to UNIXFILE Class instances.		255 I
ZBITARCH	Target Bit Architecture [/32/64] <ul style="list-style-type: none"> • Set to 32 to deploy to 32-bit architectures. • Set to 64 to deploy to 64-bit architectures. • Set to blank to deploy to all architectures. 		8 V
ZSTOP000	Stop Resolution Expression Expressions evaluating to "true" in ZSTOP attributes cause resolution of the instance to be skipped. If left blank, the instance is not skipped, and resolution continues. This is useful for assigning a version to a specific set of users. Use the CM-CSDB Editor to set this attribute.		255 V
ZSTOP001 to ZSTOP003	Stop Resolution Expression Expressions evaluating to "true" in ZSTOP attributes cause resolution of the instance to be skipped. If left blank, the instance is not skipped, and resolution continues. This is useful for assigning a version to a specific set of users. Use the CM-CSDB Editor to set this attribute.		255 E

Behavior Services (BEHAVIOR) Class


File: PRIMARY Description: Defines instances that enable the execution of auditing on the client.
 Domain: AUDIT Normally, there is no need to add or modify instances in this class.
 Class: BEHAVIOR
 Icon:  Can connect to: PACKAGE

Table 19 BEHAVIOR Class Attribute Reference

Attribute Name	Explanation	Value of Base Instance	Length Type
ALWAYS	Connect to Class connections determine the path of resolution of an agent's desired state. An _ALWAYS_ class connection is always resolved.		50 C
CMPMD5	Compressed File MD5 Signature	_UNDEF_	32 V
FILEMD5	File MD5 Signature	_UNDEF_	32 V
LOCATION	Location		255 V
NAME	Friendly Name Name that appears in the CM-CSDB Editor for this class.		80 V
OBJGUID	Instance GUID Object Global Unique Identification – <i>for future use.</i>	_UNDEF_	32 V
ZCMPKEY	Compression Key		80 V
ZCMPSIZE	Compressed File Size From promotion process if the compressed file option was selected. The size of the compressed file.		11 V
ZCREATE	Method to Install Behavior CM-supplied method or fully qualified, user-defined method.		50 M
ZDELETE	Method to De-install Behavior CM-supplied method or fully qualified, user-defined method.	EDMREMF	50 M

Attribute Name	Explanation	Value of Base Instance	Length Type
ZFILEUPD	Client File Update/Add Method If a file has been updated by an administrator, this method will be executed. CM-supplied method or fully qualified, user-defined method.		50 M
ZINIT	Resource Initialization Method A fully qualified, user-defined method.		50 M
ZOPENERR	Client Method on File Open Error CM-supplied method or a fully qualified, user-defined method.	EDMLKM	50 M
ZRSCCFIL	Behavior File Name Specific file to be distributed. A generic pattern (a wildcard character, such as *) or an explicit filename.		255 V
ZRSCCKPT	Resource Checkpoint Not used. Replaced by ZRSCRSTR.		1 V
ZRSCCONF	Confirm File Download [Y/N] Y enables you to confirm that the resource was downloaded.	N	1 V
ZRSCCRC	Resource CRC From the promotion process if the CRC option was selected. Eight-character calculated hexadecimal value.		8 V
ZRSCCSTA	Client File Status Resource status code. 000 = Successfully downloaded 001 = Data can be found in EDMDATA directory 004 = Resource with no data 008 = Could not create the file 009 = No disk space for file (ZRSCMO=0) 010 = ZDLIMIT was exceeded (ZRSCMO=0) 011 = No data in CM for resource 014 = No disk space (ZRSCMO=M) 015 = ZDLIMIT was exceeded (ZRSCMO=M) 024 = Time-out waiting for method. 036 = A method was set ZBRC>7 999 = No work done for resource	999	3 V
ZRSCDATE	Behavior Date Stamp Date stamp on resource file from promote process.		8 V
ZRSCMDAT	Mgr. Stores Data [Y/N]	Y	1 V
ZRSCMEM	PDS Member Name PDS where resource actually resides. PDS name where resource resides in CM Configuration Server (MVS only).		8 V

Attribute Name	Explanation	Value of Base Instance	Length Type
ZRSCMO	Mandatory/Optional [M/O]	M	1 V
ZRSCNAME	Behavior Name Name or description of resource. Valid name of resource to distribute to the CM agent.	&ZRSCCFIL	30 V
ZRSCOBJN	Persistent Object Name The name of the in-storage object. Valid only when the ZLOCMGR location is STORAGE.		8 V
ZRSCPRI	Create Sequence Priority Enables you to specify a priority level for this resource. If disk space on the client desktop is not available, resources will be downloaded based on the priority set here. 01 = Highest priority 10 = Default value 99 = Lowest priority	10	2 V
ZRSCRASH	DOS File Attribute [R/A/S/H] Enables you to specify file attributes for a resource. Read-only Archive System Hidden.		4 V
ZRSCRSTR	Restart [Y/N] You can either restart a download process at the point it was interrupted (Yes), or resend the entire object (No).	N	3 V
ZRSCSIZE	Behavior Size Byte count of resource file from promote process.		11 V
ZRSCSRC	Resource Source, i.e., Publisher		20 V
ZRSCSRC	Resource Source		1 V
ZRSCSTYP	Server File Type [BINARY/TEXT] File format for file download: Binary, Text, or Object.	BINARY	8 V
ZRSCSVRB	Version Skip Rebuild Flag [Y/N] Enables you to skip the reactivation of version resources if the version is already active. Y = Skip the rebuilding of version resources N = Rebuild version resources	Y	1 V
ZRSCTIME	Behavior Time Stamp Time stamp on resource file from promote process.		8 V

Attribute Name	Explanation	Value of Base Instance	Length Type
ZRSCVERS	Resource Version - From Promote Version number of resource from promotion process.		12 V
ZRSCVRFY	Verify Resource File on Connect Verifies the file statistics of a resource file on the desktop during each CM agent connect process. If you are deploying versioned resources, this attribute is ignored. The rules for the E(xist) flag apply to both CM- and non-CM distributed files. (For example, a CM-managed application file or CONFIG.SYS file.) Thus, you must specify Y or N for an existing file to be distributed. Y = The file will be distributed if one or more of the following conditions is met: <ul style="list-style-type: none"> The file has not been distributed before. The date, time, or size of the file has changed. The file was re-promoted. N = The file will be distributed if: <ul style="list-style-type: none"> The file has not been distributed before. Or, The file was re-promoted. E = The file will be distributed only if it does not currently exist on the desktop. M = Reserved for CM maintenance files. During the last step of the connect, the file is moved from the EDMDATA subdirectory to its proper location. Example: can be used to update EDMGETRS.EXE.	Y	1 V
ZSTOP	Stop Resolution Expression Expressions evaluating to "true" in ZSTOP attributes cause resolution of the instance to be skipped. If left blank, the instance is not skipped, and resolution continues. This is useful for assigning a version to a specific set of users. Use the CM-CSDb Editor to set this attribute.		255 E
ZUPDATE	Client Instance Update Method If an object (resource instance) has been updated by an administrator, this method will be executed.		50 M
ZRUSERID	Admin ID		30 V

Client Methods (CMETHOD) Class

File: PRIMARY Description: This class is used to configure method points for Tcl inventory scans. The base instance of the SCANNER Class is connected to the CMETHOD.INV_FULL instance. This instance can be used for all inventory scans defined in the SCANNER Class.

Domain: AUDIT

Class: CMETHOD


Icon:  Can connect to: RESEARCH

Table 20 CMETHOD Class Attribute Reference

Attribute Name	Explanation	Value of Base Instance	Length Type
ALWAYS	Connect to Class connections determine the path of resolution of an agent's desired state. An _ALWAYS_ class connection is always resolved.		50 C
NAME	Friendly Name	Defaults	80 V
ZCREATE	Method to Install Resource CM-supplied method or fully qualified, user-defined method.	Hide nvdkit method	50 M
ZDELETE	Method to De-install Resource CM-supplied method or fully qualified, user-defined method.		50 M
ZINIT	Resource Initialization Method A fully qualified, user-defined method.		50 M
ZREPAIR	Client Instance Repair Method	Hide nvdkit method	50 M
ZSTOP	Stop Resolution Expression Expressions evaluating to "true" in ZSTOP attributes cause resolution of the instance to be skipped. If left blank, the instance is not skipped, and resolution continues. This is useful for assigning a version to a specific set of users. Use the CM-CSDB Editor to set this attribute.		255 E
ZUPDATE	Client Instance Update Method	Hide nvdkit method	50 M
ZVERIFY	Client Instance Verify Method	Hide nvdkit method	50 M

Desktop (DESKTOP) Class


File: PRIMARY Description: This class is reserved for future use.
 Domain: AUDIT
 Class: DESKTOP
 Icon:  Can connect to: CATALOG, ZSERVICE

Table 21 DESKTOP Class Attribute Reference

Attribute Name	Explanation	Value of Base Instance	Length Type
ALWAYS	Connect to Class connections determine the path of resolution of an agent's desired state. An _ALWAYS_ class connection is always resolved.		50 C
JITARGS	Application Manager Arguments Stores the arguments to be passed to the just-in-time executable.		255 V
JITLNK	Application Manager Installation [Y/N]		1 V
JITPATH	Application Manager Path Stores the fully qualified name of the just-in-time executable. Should be a fully qualified path name with the drive and directory. If the directory name contains embedded spaces then the whole value should be in double quotes, e.g., "c:\program files\HP\test.exe".		255 V
MACHUSER	Machine User		32 V
NAME	Friendly Name		80 V
VERIFY	Verify [Y/E/N]		1 V
ZCONTEXT	Component Context		8 V
ZCREATE	Method to Create Link CM-supplied method or fully qualified, user-defined method.	RADCLNK	50 M
ZDELETE	Method to Delete Link CM-supplied method or fully qualified, user-defined method.	RADDLNK	50 M

Attribute Name	Explanation	Value of Base Instance	Length Type
ZINSTALL	Method CLNK Processing [Y/N] Stores if the links/icons have to be installed.		1 V
ZOBJPRI	Priority [00-99]	60	2 V
ZPUBVER	Publisher Version	_UNDEF_	8 V
ZRSCLFIL	Link Path Stores the fully qualified name for the link. The links are usually created in the Windows folder, which might appear in different drives for different users. The Windows system directory is usually stored in the ZMASTER object in ZWINDRV and ZWINDIR variables. A special variable, \$NTUSER\$, can be used to distinguish between different user directories. This variable is interpreted by the EDMCLNK. Create method to store the value of the current user.		255 V
ZRSCMO	Mandatory/Optional	0	1 V
ZSTATUS	Client Status	999	3 V
ZSTOP	Stop Resolution Expression Expressions evaluating to "true" in ZSTOP attributes cause resolution of the instance to be skipped. If left blank, the instance is not skipped, and resolution continues. This is useful for assigning a version to a specific set of users. Use the CM-CSDB Editor to set this attribute.		255 E
ZW95ARGS	Command Line Parameters Stores the arguments to be passed to the executable specified in the ZW95PATH field.		255 V
ZW95DESC	Icon Description A brief description for the icon/link.		60 V
ZW95HOTK	Hot Key Assigned by MS Windows		12 V
ZW95ICON	Icon File		128 V
ZW95INDX	Index of Icon		60 V
ZW95PATH	Command Line Stores the name of the executable associated with this icon/link.		128 V
ZW95SHOC	Visibility Flag [00000000/00000001]	00000001	8 V

Attribute Name	Explanation	Value of Base Instance	Length Type
ZW95WDIR	Working Directory Stores the starting directory for the program associated with the icon or link. Should be a fully qualified path name with the drive and directory. If the directory name contains embedded spaces then the whole value should be in double quotes, e.g., "c:\program files\HP".		120 V

File (FILE) Class


File: PRIMARY Description: Defines file scans, such as auditing system DLLs.
Domain: AUDIT
Class: FILE
Icon:  Can connect to:

Table 22 FILE Class Attribute Reference

Attribute Name	Explanation	Value of Base Instance	Length Type
ALWAYS	Connect to Class connections determine the path of resolution of an agent's desired state. An _ALWAYS_ class connection is always resolved.		50 C

Attribute Name	Explanation	Value of Base Instance	Length Type
ACTION	<p>Report Flags [I,N,C,D,S,D,C]</p> <p>RIMDIFF method performs actions on the files discovered on the user's computer during the agent connect.</p> <ul style="list-style-type: none"> • Y configures RIMDIFF to perform the action. • N configures RIMDIFF to not perform the action. <p>The first four flags determine <i>when</i> to report that the files were found:</p> <p>Report on: Initial, New, Changed, Deleted</p> <ul style="list-style-type: none"> • Initial means that the file was found during the first scan of the agent computer. • New means that the file was found during the current scan. The file was not present during the previous scan. • Changed means that the file was present during the previous scan and is different from the file found during the current scan. • Deleted means that the file was found during the previous scan. The file is not present for the current scan. <p>The last three flags control the <i>actions to take</i> on the files detected during the current scan.</p> <p>Action to take on discovery: Send, Delete, Custom</p> <ul style="list-style-type: none"> • Send means to send the files to the CM Configuration Server and store them in the location indicated by the ZRSCVLOC attribute (see ZRSCVLOC in this table). • Delete means to delete the files from the user's computer. • Custom means to execute the method indicated in the CUSTOM attribute. <p>YYYYNYN – Report whenever encountered and delete the files. NNYYNNN – Report when changed or deleted and take no action. NYYNYYN – Report when the files are new or changed. Then send and delete the files.</p>	YYYYNNN	7 V
GROUP	<p>Group Name for Audited Component</p> <p>Optional way to identify a set of scan results. This maybe useful for querying and reporting on the audited files from the database where audit results can be stored.</p>		50 V
INTERNAL	Internal Name		32 V
LANGUAGE	Language		16 V
LOCATION	Location		255 V
NAME	Friendly Name	Defaults	80 V
ORNAME	Original File Name		32 V

Attribute Name	Explanation	Value of Base Instance	Length Type
OUTPUT	Output Object Name	FILEAUDT	8 V
PRODUCT	Product Name See ZVERINFO for more detail.		26 V
PRODVERS	Version See ZVERINFO for more detail.		16 V
SCANFOR	File Name or Pattern to Search for Indicate a fully qualified path and file name to search for. Wildcard characters are permitted.	C:**.*	80 V
TYPE	Scan Type [FILE] Scan different file locations. Available scans are Behavior Services, Desktop, File, Path, Registry, and WBEM.	FILE	8 V
VENDOR	Vendor		32 V
VERSION	Product Version		16 V
ZCRCINFO	Collect File CRC (Y/N)		1 V
ZINIT	Resource Initialization Method A fully qualified, user-defined method.		50 M
ZRSCCRC	Resource CRC From the promotion process if the CRC option was selected. Eight-character calculated hexadecimal value.		8 V
ZRSCMFIL	Manager Directory Location		80 V
ZRSCMEM	PDS Member Name This field is optional.		8 V
ZRSCOBJN	Persistent Object Name		8 V
ZRSCPADM	Admin ID		30 V
ZRSCSRC	Resource Source, i.e., Publisher		20 V
ZRSCSTYP	Service File Type Server file type. This can be either Binary or Text . The administrator does not set this.	BINARY	8 V

Attribute Name	Explanation	Value of Base Instance	Length Type
ZRSCVLOC	<p>Virtual Manager Location</p> <p>The location on the CM Configuration Server where the files are stored because of the Send Action (see ACTION in this table). This variable needs to be configured when sending a file back to the CM Configuration Server. The variable should contain the name of the MGRVLOC instance that will be used to resolve the location to store the uploaded file.</p> <p><i>systemdrive:\Data\&(ZOBJPID)\&(name)</i></p>	_BASE_INSTANCE_	32 V
ZSTOP	<p>Stop Resolution Expression</p> <p>Expressions evaluating to "true" in ZSTOP attributes cause resolution of the instance to be skipped. If left blank, the instance is not skipped, and resolution continues. This is useful for assigning a version to a specific set of users. Use the CM-CSDB Editor to set this attribute.</p>		255 E
ZVERINFO	<p>Collect Extended Info [1/0]</p> <p>Collect extended information.</p> <ul style="list-style-type: none"> • Set value to 1 to collect additional information for a file. • Set value to 0 to not collect additional information. <p>In order for this data to be collected, the associated attribute must exist in the AUDIT.FILE Class template.</p> <p>You can limit the scan to only those files that have some particular values in their extended information. You do so by supplying a value (either 1 or 0) for any of the associated attributes in an AUDIT.FILE instance. This causes the scan to be filtered. Only those files whose extended information data element contains the value you specify in its associated attribute will be scanned.</p> <p>Extended file information consists of one ore more of the following data elements. The associated attribute name for the data element is in parentheses:</p> <ul style="list-style-type: none"> • (VENDOR) – Seller of the file/product. • (PRODUCT) – Name of item for which the file is a part. • (PRODVERS) – Version of product of which file is a part. • (ORGNAM) – Name of the organization. • (INTERNAL) – Internal data element encoded in the file. • (VERSION) – Version of the file. • (LANGUAGE) – Language of the file. 	1	1 V
ZMD5INFO	Collect MD5 [Y/N]		1 V

File Scanner (FILESCAN) Class

File: PRIMARY Description: Persistent component class used to configure an inventory scan. Adding File Scanner components to an audit package creates instances of the FILESCAN Class.

Domain: AUDIT

Class: FILESCAN

Icon:  Can connect to:

Table 23 FILESCAN Class Attribute Reference

Attribute Name	Explanation	Value of Base Instance	Length Type
ALWAYS	Connect to Class connections determine the path of resolution of an agent's desired state. An _ALWAYS_ class connection is always resolved.	CMETHOD.FILESCAN	50 C
DIFF	Difference [Y/N] Specifies if differencing is to be done or not. If DIFF = Y, then the information from the scanned files will be compared with the information from the previous file scan.	Y	1 V
INCLUDES	Includes Connection		50 I
NAME	Friendly Name	Default	50 V
OUTPUT	Output Object Prefix Specifies the prefix to be used for the object names created. If OUTPUT=FILE, then FILEAUDIT, FILEPREV objects will be created on the agent computer.	FILE	4 V

File Scanner Filters (FILTER) Class

File: PRIMARY Description: Persistent component class used to configure an inventory scan. Adding FILE Scanner Filters components to an audit package creates instances of the FILTER Class.

Domain: AUDIT

Class: FILTER


Icon:  Can connect to:

Table 24 FILTER Class Attribute Reference

Attribute Name	Explanation	Value of Base Instance	Length Type
ACTION	Report Flags [I,N,C,D,S,D,C] I – Initial (Used for file auditing only [not currently supported]) N – New C – Changed D – Deleted S – Send (upload to CM Configuration Server) D – Delete (not currently supported) C – Custom (not currently supported)	YYYYNNN	7 V
COMPRESS	Compress [Y/N]	N	1 V
DEPTH	# Subdirectory Levels to Scan Number of subdirectory levels to scan Values: -1 root directory and all of its subdirectories 0 root directory only 1 root directory and its files >1 root directory and its files down to the specified depth	-1	2 V
DIR	Directory to Scan		255 V
EXCLUDE	Exclude Globe Pattern		255 V
INCLUDE	Include Globe Pattern	*	255 V
NAME	Friendly Name	Filter for File Scanner	50 V

Attribute Name	Explanation	Value of Base Instance	Length Type
ZRSCVLOC	RCS Directory Location Name of an instance in the PRIMARY.AUDIT.MGRVLOC Class that defines the location to place the uploaded scanned files. Default is RADIA_UPLOAD.	RADIA_UPLOAD	255 V

Inventory Options (RIMOPTS) Class

File: PRIMARY Description: Contains the attributes that offer options that control an inventory management task. For additional information, see the *CM Inventory Manager Guide*.

Domain: AUDIT

Class: RIMOPTS


Icon:  Can connect to:

Table 25 RIMOPTS Class Attribute Reference

Attribute Name	Explanation	Value of Base Instance	Length Type
COLLECT	<p>Audit Collection Type [Diff/Full]</p> <p>Select Diff to report difference between the previous information collected for the service and the information collected during the current client audit. This is the default setting.</p> <p>Select Full to report the information collected for the service during the current agent connect process without differencing against the previous collection.</p>	Diff	7 V
NAME	<p>Friendly Name</p> <p>Name displayed for the instance in the tree view of the CM-CSDB Editor.</p>	Default	80 V
RUNEXEC	<p>Run Execute on [I,V,U]</p> <p>Indicated what actions the CM Inventory Manager will take upon connection.</p> <p>I – invokes collection of information when the service is installed (default).</p> <p>U – invokes collection of information when the service is updated (default).</p> <p>V – invokes collection of information when the service is verified.</p>	IU	10 V
ZSVCTYPE	<p>Service Type</p> <p>Contains code that is used internally by the CM Inventory Manager agent. In all cases, this values should remain set to I.</p>	I	1 V

Inventory Scanners (SCANNER) Class

File: PRIMARY Description: This persistent component class is used to configure an inventory scan. Create instances of the SCANNER Class by adding Inventory Scanners components to an audit package.

Domain: AUDIT

Class: SCANNER


Icon:  Can connect to: CMETHOD

Table 26 SCANNER Class Attribute Reference

Attribute Name	Explanation	Value of Base Instance	Length Type
ALWAYS	Connect to Class connections determine the path of resolution of an agent's desired state. An _ALWAYS_ class connection is always resolved.	AUDIT.CMETHOD .INV_FULL	50 C
ACTION	Report Flags [I, N, C, D, S, D, C] Report on: Initial, New, Changed, Deleted, Scan, Delete, Custom <ul style="list-style-type: none"> Initial means that the file was found during the first scan of the agent computer. New means that the file was found during the current scan. The file was not present during the previous scan. Changed means that the file was present during the previous scan and is different from the file found during the current scan. Deleted means that the file was found during the previous scan. The file is not present for the current scan. Scan means that the file was found during the current scan. Delete means that the file was found during the previous scan. The file is not present for the current scan. Custom means that the file was found during a custom scan. 	YYYYXXN	7 V
CLASS	Class		50 V

Attribute Name	Explanation	Value of Base Instance	Length Type
DIFF	Difference [Y/N] Specifies if differencing is to be done or not. If DIFF = Y, then the information from the scanned files will be compared with the information from the previous file scan.	Y	1 V
KEYS	Class Keys		50 V
NAME	Friendly Name		80 V
NAMESPACE	Name Space	RADIA	80 V
OUTPUT	Output Object Prefix	WBEM	4 V
PARMS	Parameters		50 V
SCHEMA	Schema [Table is <schema>_<class>]	SITE	16 V
TYPE	Scan Type	WBEM	4 V
URL	Post Audit Data to URL		80 V7

Path (PATH) Class


File: PRIMARY Description: This class stores the drive and directory required to install a resource.
Domain: AUDIT Packages can be relocated by updating instances of this class.
Class: PATH
Icon:  Can connect to: DESKTOP, FILE, PATH, MSIFEATS, MSI, PACKAGE, PDACONFIG, REGISTRY

Table 27 PATH Class Attribute Reference

Attribute Name	Explanation	Value of Base Instance	Length Type
DIR	Directory		255 V
DRIVE	Drive		20 V
NAME	Friendly Name		255 V
ZRSCMO	Mandatory/Optional [M/O]	M	1 V
ZRSCPRI	Priority	5	2 V

Registry (REGISTRY) Class


File:	PRIMARY	Description:	The REGISTRY Class uses WMI to obtain a Registry scan of a Windows machine.
Domain:	AUDIT		
Class:	REGISTRY		
Icon:		Can connect to:	

Table 28 REGISTRY Class Attribute Reference

Attribute Name	Explanation	Value of Base Instance	Length Type
ACTION	Report Flags (I, N, C, D, S, D, C) Y, X, or N for each flag.	YYYYXXN	7 V
CLASS	WBEM Class Do not change.	StdRegProv	50 V
CNDITION	Registry subkey Any Windows registry subkey.	SOFTWARE\Microsoft\Internet Explorer	255 V
DEPTH	Starting at the registry subkey named in the CNDITION attribute, depth specifies the number of descendent key levels to include in the scan: 0 = Only scan current subkey -1 = Scan all subkey levels 1 to <i>n</i> = Scan current subkey and the specified subkeys levels deep	0	2 V
FORMAT	Output format Do not change.	REGISTRY	8 V
NAME	Friendly Name Friendly name for this instance displayed in CM-CSDB Editor.	Default	80 V
NAMESPACE	Name Space Do not change.	root\default	80 V
OUTPUT	Output Object Name	WBEMAUDT	8 V

Attribute Name	Explanation	Value of Base Instance	Length Type
PROPERTY	Registry hive Any Windows registry hive: HKEY_CLASSES_ROOT HKEY_CURRENT_USER HKEY_LOCAL_MACHINE HKEY_USERS HKEY_CURRENT_CONFIG HKEY_DYN_DATA	HKEY_LOCAL_MACHINE	255 V
RPTCLASS	Report Class Name A valid table name. If blank "StdRegProv" will be used.	Registry	32 V
TYPE	Scan Type (WBEM) Do not change.	WBEM	4 V

Scheduling (TIMER) Class

File: PRIMARY Description: This class contains the instances that enable the CM administrator to set a timer on agent computers. One or multiple auditing services can be processed whenever the timer expires.

Domain: AUDIT

Class: TIMER


Icon:  Can connect to:

Table 29 TIMER Class Attribute Reference

Attribute Name	Explanation	Value of Base Instance	Length Type
ALWAYS	Connect to Class connections determine the path of resolution of an agent's desired state. An _ALWAYS_ class connection is always resolved.		50 C
APPSVC	Application		32 V
DOMAIN	Server Domain Name	&[ZMASTER.ZDOMNAME]	32 V
IPADDR	Server IP Address/Name	&[ZMASTER.ZIPADDR]	32 V
MGRNAME	Server Name	&[ZMASTER.ZMGRNAME]	32 V
NAME	Friendly Name		80 V
NETAVAIL	Check Network Availability [Y/N/W] Checks for network availability before executing the command.		1 V
OBJGUID	Instance GUID: Object Global Unique Identification – <i>for future use.</i>	_UNDEF_	32 V
PINGCNT	Number of Ping Attempts This attribute sets the number of ping attempts to be made by the CM Configuration Server.	3	2 V
PINGDLAY	Time between Pings (in msec) This attribute sets the amount of time between pings in msec.	2000	6 V

Attribute Name	Explanation	Value of Base Instance	Length Type
REQUEST	Application Request	"Apply Updates"	32 V
RETRYFLG	Enable Retry Support [Y/N]		1 V
RETRYINT	Time between Retries (in minutes)		3 V
RETRYLMT	Number of Retry Attempts		3 V
RETRYRC	Valid Retry RC's (Blank = 200)		32 V
RUNSYNC	Synchronous Timer Execution [Y/N] This attribute sets the value of Yes or No for the synchronous timer execution. The default value is Yes.	Y	1 V
SOCKET	Server Socket Number	&[ZMASTER.ZDSTOCK]	32 V
ZCHNNAME	Channel [DOMAIN] Name	&(ZSERVICE.ZOBJDOMN)	32 V
ZCREATE	Client Create Method CM-supplied method or fully qualified, user-defined method. This value is inherited from the base instance and should not be changed.	radtimeq	80 M
ZDELETE	Client Delete Method CM-supplied method or fully qualified, user-defined method. This value is inherited from the base instance and should not be changed.	radtimeq	80 M
ZNOPING	Stop RCS Detection [Y/N] Controls the automatic sensing of a network connection between the agent computer and the CM Configuration Server. An expired time will continually evaluate whether communications with the CM Configuration Server can be established. When communications are established, the command line associated with the time is executed. After executing the command line, the Scheduler service resumes normal evaluation of whether the timer has expired again. This attribute is especially useful for mobile users. Note: In order to use this attribute, you must add it to the TIMER Class template.	Y	1 V

Attribute Name	Explanation	Value of Base Instance	Length Type
ZOBJPRI	Priority [00-99] Sets the priority for deployment of the ZTIMEQ object. The ZTIMEQ object is deployed relative to the other elements being deployed during the agent connect. The elements with a priority number less than the value of ZOBJPRI are deployed before the ZTIMEQ object. A value of 90 is inherited from the base instance and should not be changed.	90	2 V
ZPRVNAME	Provider (Manager) Name	&(ZSERVICE.ZMGRNAME)	32 V
ZRSCCMDL	Command Line to Execute This attribute indicates the command line that is executed on the subscriber's computer when the timer expires.	radskman req=	255 V
ZSCHDEF	Time Parameter Indicates when the timer expires. The syntax varies depending on the frequency of expiration that can be DAILY, HOURLY, INTERVAL, NUMDAY, WEEKDAY, WEEKLY.		50 V
ZSCHFREQ	Frequency [PERIODIC/ONCE/RANDOM] This attribute indicates how often the timer should expire according to the frequency specified in the ZSCHDEF attribute. Once for a one-time expiration. Periodic for a repeated expiration. Random for random intervals.	PERIODIC	10 V
ZSCHMODE	Time Owner [MANAGER/DEFAULT] This attribute specifies the timer owner. We recommend that you leave the default configuration of USER.	DEFAULT	32 V
ZSCHTYPE	Type [IMMEDIATE/DEFERRED] <i>Used only when ZSCHFREQ = PERIODIC.</i> Set ZSCHTYPE to DEFERRED to indicate that the first time you attempt to launch an event, it will be deferred until the <i>next</i> scheduled time, no matter when the timer instance is evaluated. This will handle a daily 4 AM (non-peak) scheduled event that is sent to the agent computer during the day. If it was not deferred, it would launch during the day instead of "waiting" until the next morning. Example 1: If you create and deploy a timer with the	DEFERRED	10 V

Attribute Name	Explanation	Value of Base Instance	Length Type
	<p>ZSCHDEF = DAILY(&ZSYSDATE,4:00:00) If ZSCHTYPE = IMMEDIATE and it is:</p> <ul style="list-style-type: none"> • Before 4:00:00, the command in the instance will be executed the same day at 4:00:00 • After 4:00:00, the command in the instance will be executed immediately <p>If ZSCHTYPE = DEFERRED and it is:</p> <ul style="list-style-type: none"> • Before 4:00:00, the command in the instance will be executed the <i>next</i> day at 4:00:00 • After 4:00:00, the command in the instance will be executed the <i>next</i> day at 4:00:00 <p>Example 2: Suppose you create and deploy a timer with the ZSCHDEF = WEEKDAY(FRIDAY,4:00:00) If ZSCHTYPE = IMMEDIATE and it is:</p> <ul style="list-style-type: none"> • Not Friday or Friday and before 4:00:00, the command in the instance will be executed on Friday at 4:00:00 • Friday and after 4:00:00, the command in the instance will be executed immediately <p>If ZSCHTYPE = DEFERRED and it is:</p> <ul style="list-style-type: none"> • Not Friday or Friday and before 4:00:00, the command in the instance will be executed a week later on Friday at 4:00:00 • Friday and after 4:00:00, the command in the instance will be executed a week later on Friday at 4:00:00 		
ZSTOP	<p>Stop Resolution Expression Use to assign timer conditions. Indicate true to cause resolution of the instance to be skipped. The timer is not deployed for end users. Leave <i>blank</i> for the instance to be accepted, and resolution will continue.</p>		255 E
ZSVCOID	<p>Service ID This attribute specifies the object ID of the Application instance that this Scheduling instance is connected to. This value is inherited from the base instance and should not be modified.</p>	&(ZSERVICE.ZOBJID)	80 V

Attribute Name	Explanation	Value of Base Instance	Length Type
ZUPDATE	Client Update Method The Scheduler UPDATE method that runs on the agent computer. This value is inherited from the base instance and should not be changed.	radtimeq	80 M
ZVERIFY	Client Verify Method	radtimeq	80 M

UNIX Permissions (UNIXPERM) Class

File: PRIMARY Description: UNIX permissions.

Domain: AUDIT

Class: UNIXPERM

Icon:  Can connect to:

Table 30 UNIXPERM Class Attribute Reference

Attribute Name	Explanation	Value of Base Instance	Length Type
ZSTOP000	<ZSTOP000>	WORDPOS(EDMGETV(ZMASTER,ZOS),'UNIXHPUX UNIXSOL UNIXAIX UNIXLNUX')=0	255 E
ZRSCRASH	<ZRSCRASH>	0666	4 V
NAME	<NAME>	Base Instance	80 V

Virtual Mgr Location (MGRVLOC) Class

File: PRIMARY Description: This class is used to specify the initial path for files being transferred to the CM Configuration Server during a FILE audit.

Domain: AUDIT

Class: MGRVLOC


Icon:  Can connect to:

Table 31 MGRVLOC Class Attribute Reference

Attribute Name	Explanation	Value of Base Instance	Length Type
ZRSCMFIL	Audit File Path		255 V

WBEM (WBEM) Class

File: PRIMARY Description: This class contains instances that define CM Inventory Manager scans of WMI Classes. These can include any class in the WMI database such as Win32_Services. This example would provide information on Windows 2000 services.

Domain: AUDIT

Class: WBEM

Icon:  Can connect to:

Table 32 WBEM Class Attribute Reference

Attribute Name	Explanation	Value of Base Instance	Length Type
ACTION	<p>Report Flags [I, N, C, D, S, D, C]</p> <p>The RIMDIFF method performs actions on the WBEM namespaces (s) instances discovered on the user's computer during the agent connect.</p> <ul style="list-style-type: none"> • Y configures RIMDIFF to perform the reporting action. • N configures RIMDIFF to not perform the reporting action. <p>The first four flags determine <i>when</i> to report that the WBEM namespace instance was found: Report on: Initial, New, Changed, Deleted, Scan, Delete, Custom</p> <ul style="list-style-type: none"> • Initial means that the file was found during the first scan of the agent computer. • New means that the file was found during the current scan. The file was not present during the previous scan. • Changed means that the file was present during the previous scan and is different from the file found during the current scan. • Deleted means that the file was found during the previous scan. It is not present for the current scan. • Scan means that the file was found during the current scan. • Delete means that the file was found during the previous scan. It is not present for the current scan. • Custom means that the file was found during 	YYYYXXN	7 V

Attribute Name	Explanation	Value of Base Instance	Length Type
	a custom scan. The last three flags are not applicable to WBEM audits.		
CLASS	WBEM Class The name of the WBEM Class to query or HARDWARE.		50 V
CNDITION	Query Condition Statement An optional condition to narrow results of an audit.		255 V
NAME	Friendly Name This name will appear in the CM-CSDB Editor's tree view to identify this instance.	Default	80 V
NAMESPACE	Name Space The name of the WBEM namespace to query or HARDWARE.	root\cimv2	80 V
OUTPUT	Output Object Name This is the name of the object to send to the CM Configuration Server.	WEBMAUDY	8 V
PROPERTY	Property Values to Collect Specify one or more property names to be queried and reported. Use commas to separate more than one property name. If this attribute is blank, all properties in the class will be queried and reported.	*	255 V
RPTCLASS	WBEM Reporting Class		50 V
TIMEOUT	Query Timeout (Seconds)		4 V
TYPE	Scan Type [WBEM] Indicates that WBEM scan is to be employed for this audit package.	WEBM	4 V

4 The CLIENT Domain

Use the CLIENT domain to configure Client Operations Profiles, including setting access points for application data. Refer to the *HP OpenView Configuration Management Application Manager Guide (CM Application Manager Guide)* and the *HP OpenView Configuration Management Application Self-service Manager Guide (CM Software Manager Guide)* for additional information. To read the class reference tables, see the section [How to Read the Class Reference Tables](#) on page 20.

Core Settings (SETTINGS) Class

File: PRIMARY Description: Use an instance in the SETTINGS Class to define how to use your Server Access Profile, define scripts you want to use in pre-configuration processing, and other global parameters.

Domain: CLIENT

Class: SETTINGS


Icon:  Can connect to:

Table 33 SETTINGS Class Attribute Reference

Attribute Name	Explanation	Value of Base Instance	Length Type
ACTMAINT	Maintenance Activation [I/D] Set to I to immediately run the CM maintenance module, Upgrdmaint. It is launched to activate the staged maintenance by moving the maintenance modules into their live locations. Upgrdmaint can be launched by radskman immediately after the maintenance is staged or on an independent schedule. This will be controlled by a variable in COP called ACTMAINT (set to Immediate or Deferred). If radskman launches Upgrdmaint, it should only do so after it first checks if there is any new maintenance in the staging directory.	I	
ADINFO	Query Active Directory Info [Y/N] Specify Y if you want to collect the agent computer's active directory information. The information is stored in the ADINFO object in the RADSETUP directory. The default location for the RADSETUP directory is <i>System Drive:\Program Files\Hewlett-Packard\CM\Lib\RADSETUP</i> . This information will be sent to the CM Configuration Server for all resolution processes.	Y	1 V
ALWAYS	Always Download CFG Objects [Y/N] Set to Y to always download pre-configuration objects. This guarantees that your SAP or persistent objects are downloaded even if nothing has changed. If your SAP client object is corrupted for any reason, then it will be re-downloaded even if the desired state did not change. In addition, if one of the variables is a substitution then you will download the object with the new values since a variable change by substitution does not change the desired state.	Y	1 V

Attribute Name	Explanation	Value of Base Instance	Length Type
ALWAYSS	Always Upload CFG Objects [Y/N] Always upload all objects in the RADSETUP directory. The default location for the RADSETUP directory is <i>System Drive:\Program Files\Hewlett-Packard\CM\Lib\RADSETUP</i> .	Y	1 V
BANDWIDTH	Bandwidth Percentage (1-99) Specify the percentage of bandwidth to use between 1 and 99. If the value is blank or the variable does not exist, then all of the bandwidth will be used.		2 V
CMETHOD	Post Catalog Script Specify a script that can run after catalog resolution, but before service processing.		
DEFROLE	Default SAP ROLE (A,O,S,M,R) Specify roles for the CM Configuration Server specified on the command line. If not specified, the ROLE is set to A (All), and the CM Configuration Server will be able to perform any ROLE. Note: USEDEFS must be set to Y to use DEFROLE.		
DETPROXY	Internet Proxy detection [Y/N] Set to N to skip running Internet proxy detection at the beginning of the agent connect.		
DISKFREE	Minimum Free Disk Space Threshold Specify a minimum of free disk space for CM to maintain. If a service is over the limit, it will not be installed.		
EQUISORT	Secondary SAP Priority [R/S] If several SAP instances have the same priority, set this to R to randomly select which one to use. Set to S to use the SAP with faster network speed. SAPPING must be set to Y to use EQUISORT= S. Use R for workload balancing.	R	1 V
EXASETUP	Post Config Resolution Script Specify a script to run after pre-configuration processing. This script must be in the agent computer's IDMSYS directory. The default location is <i>System Drive:\Program Files\Hewlett-Packard\CM</i> .	INITMETH.REX	80 V
EXBEXIT	Post Connection Script Specify a script to execute before RADSKMAN ends. If you are doing a customized reboot process, this is where you would specify it. This script must be in the agent computer's IDMSYS directory. The default location is <i>System Drive:\Program Files\Hewlett-Packard\CM</i> .		80 V

Attribute Name	Explanation	Value of Base Instance	Length Type
EXBOUTBX	Pre Outbox Script Specify a script that can run after service processing, but before the objects in the outbox are flushed to the CM Configuration Server.		
EXBSETUP	Pre Config Resolution Script Specify a script to run before pre-configuration processing. This script must be in the agent computer's IDMSYS directory. The default location is System Drive:\Program Files\Hewlett-Packard\CM.	PRESETUP.REX	80 V
FLUSHU	User Reporting Option [Y/N/A] Supports flushing objects for all users during a connect or saving the objects locally for transfer at a later time. A All Users Y Always flush the outbox (default) N Never flush the outbox Sample usage: Specify FLUSHU=N on user connects to build up reporting objects in each user's outbox folder. During a machine connect specify FLUSHU=A to transfer all objects. The default (Y), will always send the current connecting client's reporting objects from the outbox folder.	Y	1 V
LSCRIPT	Disable Connect on UI Reboot [Y/N] If you have set a service to perform an immediate reboot and you run RADSKMAN from a login script, set this to Y to run RADSKMAN from the login script. If you have set a service to perform an immediate reboot, and you want radskman to be restarted in the User context when a user logs, set this to N . In other words, if your users are configured to connect to CM Configuration Server when they log in, set this to N. If you want to do an immediate reboot with context=u, and you want the user to re-establish connection with the CM Configuration Server, then set LSCRIPT=Y.	Y	1 V
NAME	Friendly Name Type the friendly name of the instance.		50 V

Attribute Name	Explanation	Value of Base Instance	Length Type
NETSPEED	<p>Speed Check Method</p> <p>C Detect using ICMP and Link Speed as failsafe (Default - original behavior) C will first try ICMP and fall back to max.</p> <p>M Use the max value of both detect methods. Max will bypass ICMP checking and enumerate the available network connections. Reports the highest speed regardless of loading/latency.</p> <p>N Do not run netspeed checking. (Will not display error).</p> <p>H Perform a high-resolution speed calculation that differentiates between SAPs (for COP) on a network. Uses ICMP.</p>		1 V
NETTTL	<p>Network Time to Live (0-999)</p> <p>Controls the maximum number of network segment hops allowed when calculating the speed of network connections. If NETTTL is not available or blank, the default value of 3 is used.</p>		3 V
PUSHBACK	<p>Push Back (0-999 retries)</p> <p>Set to 0 to skip a CM Configuration Server if the CM Configuration Server pushes back on the agent connect. Set to 1 to 999 for number of retries if the CM Configuration Server pushes back.</p>	0	1 V
RAD2XUI	<p>Enable RADUI 2.x</p> <p>Specify Y to view the vintage CM UI dialogs. Use this if you are not using CM System Tray or if you want a message to pop up on the screen in addition to the CM System Tray.</p>		
RADTRAY	<p>Radtray Command Line Arguments</p> <p>Set command line arguments you want to use for the CM System Tray. Specify Y for the first argument to enable the CM System Tray, and N to disable it. If set to Y, you can then specify other parameters separated from the Y with a comma. Possible parameters are:</p> <p>/C Show the CM System Tray in console mode when it starts</p> <p>/NOCANCEL Hide the Cancel button.</p> <p>/NOPAUSE Hide the Pause button.</p> <p>/D Add debug message to the log for troubleshooting.</p> <p>Example: Y, /C /NOPAUSE enables the CM System Tray in console mode and does not display the PAUSE button.</p>		

Attribute Name	Explanation	Value of Base Instance	Length Type
RCSDATA	<p>Download DATA from RCS [Y/N]</p> <p>After using all of the TYPE = DATA SAPS, if all the needed data has not been downloaded then specify Y to go to SAPs with TYPE = RCS. If you do not want the agent computers to use CM Configuration Servers, set RCSDATA to N.</p>	Y	1 V
REMUNINS	<p>Allow Remote Notify Uninstall [Y/N]</p> <p>Specify Y to stops notifies from remote machines from uninstalling a service. This does not stop applications from being un-installed as part of a policy change if a normal agent connect is started from a remote notify. The remove notify string must contain the text req="Un-install."</p>		
RSTROPT	<p>Bandwidth Checkpoint Restart</p> <p>Use this attribute to determine when a file is eligible for checkpoint restart based on calculated network bandwidth. This will apply to <i>a//</i> files to be downloaded in this agent connect. Specify eligibility in the format (Below Threshold limit, Network Threshold Value, Above Threshold). Suppose you set RSTROPT to 100 KB, 86 KB, 10 MB. First the client calculates the network bandwidth. One of two scenarios will apply:</p> <ul style="list-style-type: none"> • If the network bandwidth is under 86 KB, the file size is compared to 100 KB. If the file size is over 100 KB, checkpoint restart is enabled for that file. • If the network bandwidth is over 86KB, the file size is compared to 10MB. If the file size is over 10MB, checkpoint restart is enabled for that file. 		
SAPPING	<p>Ping all SAP [Y/N]</p> <p>Set to Y if the client should ping all of the SAPs. If EQUISORT is set to S, then you must set SAPPING to Y. A result reflecting the speed of the connection will be returned and stored in the SPEED attribute in the SAPSTATS object</p>	N	1 V
SENDRPT	<p>Send Reporting Object [I/D]</p> <p>Set to D to defer sending all reporting objects to CM Configuration Server at the end of agent connect. Usually, the reporting objects for each service, such as APPEVENT, CLISTATS, and ZSVCSTAT, are sent to the CM Configuration Server immediately (I) after they are created. This requires multiple disconnects and reconnects to the CM Configuration Server.</p>	I	

Attribute Name	Explanation	Value of Base Instance	Length Type
THROTYPE	Throttle [RESERVED/ADAPTIVE/NONE/] Type of Bandwidth throttling to use. Set to ADAPTIVE to yield to other services that are using the network. Set to RESERVED to allow for a specific reservation of the bandwidth. It is the maximum percentage of network bandwidth to use. Set to NONE for no bandwidth throttling, and use the maximum available bandwidth. NONE is the default.		8 V
TIMEOUT	Communications Timeout (0-3200)s Specify the timeout in seconds for the Server Access Profile (SAP). This will override the agent timeout (ZMASTER.ZTIMEO) if it contains a valid numeric value. If the value is blank, then the agent will use the existing timeout value on the Agent.		4 V
USEDEFS	Use Default SAP [Y/N] If a SAP cannot be found for the needed ROLE, specify Y to default to the CM Configuration Server set on the command line.		
USELSAP	Use Last SAP [N/Y] Set this Y to specify that the last SAP used in this agent connect should be the SAP used for all remaining services to be resolved. Use of SAPs with type of DATA is at the service level. If set to N, then the client will go through the SAPs in priority for each service. During an agent connect, if a service has to go to a lower priority SAP to complete the data download, decide if you want the remaining services to continue from this SAP (USELSAP=Y) or go back to the highest priority DATA SAP to search for files for the next service (USELSAP=N) and to continue through the SAP priorities.	Y	1 V
ZGRPINFO	Query NT User Group Info [Y/N] Specify Y if you want to collect the agent computer's Windows NT user group information. This information will be reflected in the NTGROUPS object in the RADSETUP directory. The default location for the RADSETUP directory is <i>SystemDrive:\Program Files\Hewlett-Packard\CM\Lib\RADSETUP</i> . This information will be sent to the CM Configuration Server for all resolution processes.	N	1 V

Diagnostics (DIAGS) Class

File: PRIMARY Description: Use this class to override default trace settings on the CM agent computer.

Domain: CLIENT

Class: DIAGS


Icon:  Can connect to:

Table 34 DIAGS Class Attribute Reference

Attribute Name	Explanation	Value of Base Instance	Length Type
NAME	Friendly Name Friendly name of the instance.		50 V
RADSTATE	Command String for RADSTATE This will run RADSTATE.EXE with the parameters specified in this attribute. The base instance of the DIAGS Class is set to VO which will run RADSTATE in verbose mode, building the ZRSTATE and ZRSTATES objects. If no parameters are specified, RADSTATE will not run. RADSTATE must exist in the IDMSYS directory. You only need to specify the parameters for RADSTATE, not the RADSTATE executable. Refer to the document on RADSTATE for additional information.	MODE=VO	80 V
ZTRACE	Communication Tracing [Y/S/N] Specify N to turn off communication buffer tracing. Tracing is off by default. Specify S to provide summary communication buffer information to the client log. This includes number of records read and written and the type of records processed. Specify Y to provide full communication buffer information to the client log. All data transmitted and received will be echoed to the client log file Caution: Setting ZTRACE = Y may generate very large logs and severely impact client performance. Do not set this unless instructed to do so by technical support.	N	1 V
ZTRACEL	Trace level (000/040/999) Specify tracing level. If blank, use existing value. Caution: Setting ZTRACEL to a higher number may generate very large logs and severely impact client performance. Do not set this unless instructed to do so by technical support.	040	3 V

Hardware Scan Config (RADHWCFG) Class


File: PRIMARY Description:
 Domain: CLIENT
 Class: RADHWCFG
 Icon:  Can connect to:

Table 35 RADHWCFG Class Attribute Reference

Attribute Name	Explanation	Value of Base Instance	Length Type
NAME	Friendly Name The friendly name of the instance.		50 V
CPU	CPU [Y/N] Specify Y to scan for CPU information. ZCONFIG attributes: ZHDWBIOS, ZHDWCOMP, ZHDWCPU, ZHDWCPUN, ZHDWCPUS, ZHDWFPU, ZHDWXPAG, ZHWCPU01, ZHDFPU01	Y	1 V
OS	OS [Y/N] Specify Y to scan for operating system information. ZCONFIG attributes: REBOOTD, REBOOTT, WTSSRV, ZHDWLANG, ZHDWOS, ZHDWOSDB, ZHDWOSOG, ZHDWOSOW, ZHDWSVCP	Y	1 V
MEMORY	Memory [Y/N] Specify Y to scan for memory information. ZCONFIG attributes: ZHDWMEM, ZHDWMEMF	Y	1 V
HDLOCAL	Local Drives [Y/N] Specify Y to scan for internal hard drives. ZCONFIG attributes: ZHDWCDDR, ZHDWD00, ZHDW00C, ZHDWD00F, ZHDWD00S, ZHDW00T, ZHDWD01, ZHDW01C, ZHDWDF_A, ZHDWDLST, ZHDWDNUM	N	1 V
HDREMOTE	Remote Drives [Y/N] Specify Y to scan for external hard drives. ZCONFIG attributes: ZHDW00, ZHDWD00C, ZHDWD00F, ZHDW00S, ZHDW00T, ZHDWDLST, ZHDWDNUM	N	1 V

Attribute Name	Explanation	Value of Base Instance	Length Type
NETWORK	<p>Network [Y/N] Specify Y to scan for network information.</p> <p>ZCONFIG attributes: GATEWY01, IPADDR01, LADAPT01, NETLOC01, SUBNET01, ZGATEWAY, ZHDWIPAD, ZHDWLANA, ZHDWNET1, ZHDWNNET, ZNETLOC, ZSUBNET</p>	Y	1 V
PERIPHER	<p>Peripherals [Y/N] Specify Y to scan for peripherals such as keyboard and mouse.</p> <p>ZCONFIG attributes: ZHDWKYBD, ZHDWMOUS, ZHDWPPAR, ZHDWPSE, ZHDWVIDO, ZHDWVRES</p>	N	1 V
PRINTER	<p>Printers [Y/N] Specify Y to scan for printers.</p> <p>ZCONFIG attributes: ZHDWPA00, ZHDWPA01, ZHDWPPRN</p>	N	1 V
HAL_VER	<p>HAL Statistics [Y/N] Specify Y to scan for the HAL (Hardware Abstraction Layer) version.</p> <p>ZCONFIG attributes: HALCOMP, HALDATE, HALFNAME, HALFVER, HALINAME, HALLANG, HALPNAME, HALPVER, HALSIZE</p>	N	1 V
APP_VER	<p>Application Version [Y/N] Specify Y to scan for versions of MSI (ZHDWVMSI) and IE (ZHDWVIE).</p>	Y	1 V
WMISCAN	<p>Use WMI to collect data [Y/N] Specify Y to perform the scan using WMI (Windows Management Instrumentation).</p>	Y	1 V
DSCAN00n	<p>Dynamic Scan 00n Specify Y to use the dynamic scan variable.</p>		1 V

Network Locations (LOCATION) Class


File:	PRIMARY	Description:	Use instances in the LOCATION Class to define the priorities of your Server Access Profile based on location criteria.
Domain:	CLIENT		
Class:	LOCATION		
Icon:		Can connect to:	DIAGS, SETTINGS, SAP

Table 36 LOCATION Class Attribute Reference

Attribute Name	Explanation	Value of Base Instance	Length Type
NAME	Friendly Name Type the friendly name of the instance.		50 V
ALWAYS	Core SETTINGS Class Connection Specify an instance in the SETTINGS Class.	SETTINGS.DEFAULT _SETTINGS	100 C
ALWAYS	Diagnostics Class Connection Specify an instance in the DIAGS Class.	DIAGS.DEFAULT _DIAGS	100 C
ALWAYS	UI Class Connection Specify an instance in the RADUICFG Class.		
ALWAYS	Hardware Class Connection Specify an instance in the RADHWCFG Class.		
ALWAYS	Class Connection Specify an instance in any class to connect to this Location instance.		
SAPPRI	SAP Priority Specify the priority of the SAP instance referenced in the _ALWAYS_ class connection below this attribute.	10	3 V
ALWAYS	Connect to Specify an SAP instance for the priority entered into SAPPRI above this attribute.		100 A
SAPPRI	SAP Priority Specify the priority of the SAP instance referenced in the _ALWAYS_ class connection below this attribute.	20	3 V
ALWAYS	Connect to Specify an SAP instance for the priority entered into SAPPRI above this attribute.		100 A

Attribute Name	Explanation	Value of Base Instance	Length Type
SAPPRI	SAP Priority Specify the priority of the SAP instance referenced in the <code>_ALWAYS_</code> class connection below this attribute.	30	3 V
<code>_ALWAYS_</code>	Connect to Specify an SAP instance for the priority entered into SAPPRI above this attribute.		100 A
SAPPRI	SAP Priority Specify the priority of the SAP instance referenced in the <code>_ALWAYS_</code> class connection below this attribute.	40	3 V
<code>_ALWAYS_</code>	Connect to Specify an SAP instance for the priority entered into SAPPRI above this attribute.		100 A
SAPPRI	SAP Priority Specify the priority of the SAP instance referenced in the <code>_ALWAYS_</code> class connection below this attribute.	50	3 V
<code>_ALWAYS_</code>	Connect to Specify an SAP instance for the priority entered into SAPPRI above this attribute.		100 A
SAPPRI	SAP Priority Specify the priority of the SAP instance referenced in the <code>_ALWAYS_</code> class connection below this attribute.	60	3 V
<code>_ALWAYS_</code>	Connect to Specify an SAP instance for the priority entered into SAPPRI above this attribute.		100 A
SAPPRI	SAP Priority Specify the priority of the SAP instance referenced in the <code>_ALWAYS_</code> class connection below this attribute.	70	3 V
<code>_ALWAYS_</code>	Connect to Specify an SAP instance for the priority entered into SAPPRI above this attribute.		100 A

RSM UI Preferences (RADUICFG) Class


File: PRIMARY Description:
 Domain: CLIENT
 Class: RADUICFG
 Icon:  Can connect to:

Table 37 RADUICFG Class Attribute Reference

Attribute Name	Explanation	Value of Base Instance	Length Type
ASKOFFL	Prompt for offline mode [Y/N/U] Specify U to allow the user to control prompting for offline use of CM Application Self-service Manager. Specify Y or N to turn the prompt on or off, and not allow the user to control the prompt.	Y	1 V
BNBNDWTH	Display Bandwidth [Y/N] Specify Y to display the Bandwidth button on the Side Bar.	Y	1 V
BNHOME	Display Home Button [Y/N] Specify Y to display the Home button on the Side Bar.	Y	1 V
BNHISTRY	Display History [Y/N] Specify Y to display the History button on the Side Bar.	Y	1 V
BNMYSOFT	Display My Software [Y/N] Specify Y to display the My Software button on the Side Bar.	Y	1 V
BNPREFER	Display Preferences [Y/N] Specify Y to display the Preferences button on the Side Bar.	Y	1 V
BNSTATUS	Display Status [Y/N] Specify Y to display the Status button on the Side Bar.	Y	1 V
BTNCANCL	Enable Cancel Button [Y/N] Specify Y to enable the Cancel button.	Y	1 V
BTNDEL	Enable Delete Button [Y/N] Specify Y to enable the Delete button.	Y	1 V

Attribute Name	Explanation	Value of Base Instance	Length Type
BTNDWLD	Enable Download Button [Y/N] Specify Y to enable the Download button.	Y	1 V
BTNINST	Enable Install Button [Y/N] Specify Y to enable the Install button.	Y	1 V
BTNPAUSE	Enable Pause Button [Y/N] Specify Y to enable the Pause button.	Y	1 V
BTNRECFG	Enable Reconfigure Button [Y/N] Specify Y to enable the Reconfigure button.	Y	1 V
BTNREPR	Enable Repair Button [Y/N] Specify Y to enable the Repair button.	Y	1 V
BTNUUNDO	Enable Undo Button [Y/N] Specify Y to enable the Undo button.	Y	1 V
BTNUPTD	Enable Update Button [Y/N] Specify Y to enable the Install button.	Y	1 V
BTNVRFY	Enable Verify Button [Y/N] Specify Y to enable the Verify button.	Y	1 V
BWSTRTUP	Show BW Control on Startup [A/Y/N] Set to A to automatically display the bandwidth control when processing a service that has bandwidth settings. Set to Y to always display whether or not the service has bandwidth settings and N never to display.	A	1 V
COLNAMES	Name of Columns (CSV format) Specify the columns you want displayed. Separate the columns with a comma.	Size, Version, Vendor	50 V
COLORBAK	Specify RGB or actual Color Back Specify color for the interface's background. Check the Microsoft Web site for possible colors.		20 V
COLORBTN	Specify RGB or actual Color Button Specify the button colors. Check the Microsoft Web site for possible colors.		20 V
COLORSEL	Specify RGB or actual Color Select Specify color for selection areas. Check the Microsoft Web site for possible colors.		20 V
COLORSET	Colors [SYSTEM/DEFAULT/CUSTOM/USER] Select SYSTEM to use the operating system colors, DEFAULT to use the CM default color scheme, CUSTOM to use COLORSEL, COLORBAK, COLORBTN and COLORWK. The user will not be able to change the colors if SYSTEM, DEFAULT, or CUSTOM is selected. Select USER to allow the user to control the colors.	DEFAULT	10 V

Attribute Name	Explanation	Value of Base Instance	Length Type
COLORWK	Specify RGB or actual Color WorkAr Specify the color for the work area. Check the Microsoft Web site for possible colors.		20 V
CUSTIMG	Custom Image File or RSM Banner Specify a custom image file or banner. Acceptable file types are JPG/JPEG, GIF, TIF, and BMP. The size limitations in pixels are approximately height of 60 and a width of 250. If no location is specified for the file, the default is IDMLIB (<i>System Drive:\Program Files\Novadigm\Lib</i>).		20 V
CUSTURL	Custom URL on RSM Banner Specify a URL that the agent computer's default Internet browser will open to if the subscriber clicks on the CUSTIMG.		40 V
CUSTTEXT	Custom Hover Text on RSM Banner Specify the text to display when the agent computer's mouse hovers over the CUSTOMIMAGE.	Visit Tech Support	20 V
CUSTTITLE	Custom Title on RSM Banner Specify the text to display in the CM Application Self-service Manager title bar.		20 V
COLTYPE	Columns [Forced/Required] Set to Forced if you want only the columns specified in COLNAMES to appear. Set to Required if at least the columns specified in COLNAMES should appear. Name and Status are always displayed.	REQUIRED	10 V
EXPCITEM	Expand Active Catalog Item [Y/N/U] Specify U to allow the user to control the expansion of the active catalog item. Specify Y or N to allow or not allow the user to expand the active catalog item.	N	1 V
EXPSITEM	Expand Active Service item [Y/N/U] Specify U to allow the user to control the expansion of the active Service List item. Specify Y or N to allow or not allow the user to expand the active item in the Service List.	Y	1 V
NAME	Friendly Name Friendly name of the instance.		20 V
PNLOUTBR	Display Outbar [Y/N] Specify Y to display the Side Bar. This is located on the left side of the panel and provides navigation throughout the interface.	Y	1 V
PROXYADD	Proxy Server Address Specify the Internet proxy server's address.		20 V

Attribute Name	Explanation	Value of Base Instance	Length Type
PROXYDSC	Discover proxy address [Y/N/U] Specify U to allow the user to control Internet proxy discovery. Specify Y or N proxy discovery on or off, and not allow the user to control its appearance.	U	1 V
PROXYPR	Proxy Server Port Specify the Internet proxy server's port.		4 V
PROXYUSE	Use Proxy Server [Y/N/U] Specify U to allow the user to control the use of an Internet proxy. Specify Y or N to turn the use of an Internet proxy on or off, and not allow the user to control the use of an Internet proxy.	U	1 V
SHWADVOP	Show Advanced Options [Y/N/U] Specify U to allow the user to control the display of Advanced Options. Specify Y or N to turn off or on the display of Advanced Options such as Download Only, Reconfigure, and Undo buttons.	Y	1 V
SHWCATLG	Show Catalog [Y/N/U] Specify U to allow the user to control appearance of the list of catalogs. Specify Y or N to turn the catalog list on or off, and not allow the user to control its appearance.	U	1 V
SHWCOLEX	Show Expand/Collapse Button [Y/N] Specify Y to show the Install button.	Y	1 V
SHWGRID	Show Grid Lines [Y/N/U] Specify U to allow the user to control the display of grid lines. Specify Y or N to turn off or on the display of grid lines.	N	1 V
SHWINFO	Show/Hide Extended Info [Y/N] Specify Y to show the Extended Info button when a service item is expanded.	Y	1 V
SHWMENUS	Show Menus [Y/N/U] Specify U to allow the user to control appearance of the menu bar. Specify Y or N to turn the Menu bar on or off, and not allow the user to control its appearance.	U	1 V
SHWSCHEV	Show/Hide Scheduled Event [Y/N] Specify Y to show the Scheduled Event button when a service item is expanded. This button looks like a clock.	Y	1 V
STATSTRT	Status window on startup [Y/N] Set to Y to show the status window on start up.	N	1 V

Attribute Name	Explanation	Value of Base Instance	Length Type
STRTCHNG	Startup param modifications [Y/N] Specify Y to allow the user to modify the startup parameters in General Options in Preferences. Specify N to not allow the user to modify the startup parameters.	N	1 V
STRFILE	Startup parameter filename Specify the file name for the startup parameters found in the General Options in Preferences.		50 V
STRUPMSG	Warn if Startup file changes [Y/N] Specify Y to warn the user if the startup parameter file has changed.	Y	1 V
TMNUCMD0n	RadTray Menu Command n Create a custom menu item for the CM System Tray. Specify a command to run when you click TMNUTXTn in the CM System Tray. The command must be available from the IDMSYS directory.		80 V
TMNUTXT0n	RadTray Menu Text n Create a custom menu item for the CM System Tray. This menu will be available when you right click on the CM System Tray icon. To create a separator bar, type SEPARATOR as the menu text.		20 V

Comment [JGM1]: Is this going to change to CMTray?

Server Access Profile (SAP) Class

File: PRIMARY Description: Use instances in the SAP Class to identify your CM Servers, and determine the type and role for each. A CM Server can be a CM Configuration Server, CM Proxy Server, or CD-ROM.

Domain: CLIENT

Class: SAP

Icon:  Can connect to:

Table 38 SAP Class Attribute Reference

Attribute Name	Explanation	Value of Base Instance	Length Type
BANDWIDTH	Bandwidth Percentage (1-99) Specify the percentage of bandwidth to use between 1 and 99. If blank value or non-existent variable, then use all of the bandwidth. This will override agent bandwidth setting if it contains a valid value. If blank, then use existing variable value on agent computer.		2 V
ENABLED	Enable/Disable [Y/N] Specify if this SAP is enabled (Y) or disabled (N). If the variable is blank or non-existent, then this SAP is enabled.	Y	1 V
FILTER	Filter Expression [Obj.Var = Value] Use this attribute to filter the SAP based on any available object attribute. For example, if you only wanted to use this SAP for a specific service, specify APPINFO.ZOBJNAME=GS-CALC. Note: The ZSERVICE object is not available during installation. Use the APPINFO object instead. Appinfo, located in the service's LIB directory, is a copy of the service's instance from the ASERVICE object.		
NAME	Friendly Name Friendly name of the SAP instance.		50 V
NETTTL	Network Time to Live (0-999) Controls the maximum number of network segment hops allowed when calculating the speed of network connections. If NETTTL is not available or blank, the default value of 3 is used.		3 V

Attribute Name	Explanation	Value of Base Instance	Length Type
PRIORITY	<p>Selection Priority <i>Do not modify.</i> The SAP obtains its priority by looking at the priority specified in the LOCATION Class.</p>	&(LOCATION .SAPPRI)	20 V
PROXY	<p>Internet Proxy URI <i>Do not modify.</i> The Internet proxy URI through which the agent will connect to the SAP. Maintained by agent.</p>		255 V
PRODUCT	<p>Product Filter Specify which types of CM agents can use this SAP instance. Specify multiple clients separated by a comma. Below are suggested identifiers for each CM agent: CM Application Manager: CM-AM CM Inventory Manager: CM-IM CM Application Self-service Manager: CM-ASM CM OS Manager: CM-OSM CM Patch Manager: PATCH On your radskman command line, specify which products to filter by using the product parameter. For example, if this SAP should only be used by CM Application Manager, then you may want to set this attribute to CM-AM. Then, set product to CM-AM on your radskman command line.</p>		
PUSHBACK	<p>Push Back (0-999 retries) Set to 0 to skip a CM Configuration Server if the CM Configuration Server pushes back on the agent connect. Set to 1 to 999 for number of retries if the CM Configuration Server pushes back. Default: The default setting is 0.</p>		
ROLE	<p>RCS Role A,O,S,M,R,D Specifies the role of the SAP. Specify as many values as are needed separated by a comma. A blank or null value defaults to ALL. Possible values are A = all, O = Client Operations Profiles, S = Service Resolution, M = Agent Self Maintenance, R = Reporting, D= Data Download. Note: Only a CM Configuration Server can be designated as anything other than type D. For servers where TYPE=DATA, if you specify anything other than D, that SAP instance will be skipped.</p>	A	12 V
STREAM	<p>Enable Streaming [Y/N] Specify Y to use streaming. This will override the client setting in ZMASTER.ZNORSPNS. Caution: Streaming is not suitable for all network environments. Consult your network administrator before setting this to Y.</p>	N	1 V

Attribute Name	Explanation	Value of Base Instance	Length Type
THROTYPE	<p>[NONE/ADAPTIVE/RESERVED]</p> <p>Type of bandwidth throttling to use. Set to ADAPTIVE to yield to other services that are using the network. Set to RESERVED to allow for a specific reservation of the bandwidth. It is the maximum percentage of network bandwidth to use. Set to NONE for no bandwidth throttling, and use the maximum available bandwidth.</p> <p>This will override client bandwidth throttling if it contains a valid value. If blank, then use existing variable value on the agent computer.</p>		8 V
TIMEOUT	<p>Communications Time-out (0-3200)s</p> <p>Specify the timeout in seconds. This will override client time-out (ZMASTER.ZTIMEO) if it contains a valid numeric value. If blank, then use existing variable value on client.</p>		4 V
TYPE	<p>Type [RCS /DATA]</p> <p>Specify the Type of CM server. Set to RCS if using CM Configuration Server. Set to Data for CM Proxy Server or CD-ROM.</p> <p>If the agent computer is unable to reach any of its Server Access Profile, then the agent will default to the last known CM Configuration Server.</p>	040	4 V
URI	<p>Universal Resource Identifier</p> <p>Create the Universal Resource Identifier to specify the CM Configuration Server, or CM Proxy Server.</p>		255 V
ZSTOP00n	<p>Expression Resolution Method</p> <p>Use a ZSTOP expression to stop the process from completing if certain requirements are met, e.g., you may want to prevent a laptop computer from using this SAP.</p>		100 E

5 The PRDMAINT Domain

Use the PRDMAINT Domain to store packages for self-maintenance. Refer to the *Application Manager Guide* or the *Software Manager Guide* for additional information on self-maintenance packages.

Application (ZSERVICE) Class

File: PRIMARY Description: A ZSERVICE instance represents a unit of managed content that can be connected to many other class instances. Defining an instance of the ZSERVICE Class within the PRDMAINT Domain should be exclusively for CM agent and Admin self-maintenance purposes.

Domain: PRDMAINT

Class: ZSERVICE


Icon:  Can connect to: PACKAGE, FILE, BEHAVIOR, DIALOG, DEPT, WORKGRP, TIMER, VGROUP, STAGER, HTTP, EXECUTE, ZSERVICE, PDACONFIG

Table 39 ZSERVICE Class Attribute Reference

Attribute Name	Explanation	Value of Base Instance	Length Type
ALWAYS	Contains Class connections determine the path of resolution of an agent's desired state. An _ALWAYS_ class connection is always resolved.		50 C
ALWAYS	Contains An _ALWAYS_ class connection is always resolved. An Includes connection is used to express inter-package relationships.		50 I
ALWAYS	Utility Resolution Method Any method you specify for this attribute is unconditionally executed by Radia when this instance is resolved. A valid method name, for example, ZSYSTEM.ZMETHOD.PUT_ZERROR_HIST.		51 M
ADAPTIVE	Auto Adaptability [Y/N] Indicates whether the installed package is dependent on client settings that must be monitored periodically. If the settings change, the client must reconnect to the CM Configuration Server to get new or different components. Useful for "plug and play" services.		1 V
AUTHOR	Author Name Name of the author of the service that appears in the properties for the service in the Service List.		50 V

Attribute Name	Explanation	Value of Base Instance	Length Type
BDELETE	Service Pre-Delete Method Method to run before deleting the service.		100 M
BREPAIR	Service Pre-Update Method Method to run before updating the service.		100 M
BUPDATE	Service Pre-Repair Method Method to run before repairing the service.		100 M
CACHE	App Element Caching [Y/N]	N	1 V
CACHELIM	Percent Disk Limit for Cache Cache limit, which is defined as the percentage of used drive space. Type a number between 000 and 100. Note: Used for Windows Installer applications only. If the percentage of used space is greater than the cache limit, then all of the cached files for the product are removed and the cache folder is deleted. This is checked after every file is cached on the disk.	000	3 V
CACHELOC	CACHE Location on Client <i>For Windows Installer applications only.</i> Location of the folder on the agent computer that is used to cache the compressed application files needed for the product. CM support for Windows Installer tags the PRODGUID value to this value to create the folder. For example, If CACHELOC=c:\progra~1\HP , and PRODGUID = 12345_XXXX\cache , the cache folder would be: c:\progra~1\HP\12345_XXXX\cache. Note: The folder name \cache is automatically appended to PRODGUID. If you are not deploying a Windows Installer-enabled application, the files will be cached in IDMDATA.	_UNDEF_	254 V
CATGROUP	Catalog Group Name Type a name for the catalog to be displayed to subscribers when they click Properties in the CM Application Self-service Manager user interface.		30 V

Attribute Name	Explanation	Value of Base Instance	Length Type
COMPSIZE	Application Size – Compressed The size of the compressed application displayed to the subscribers when they click Properties in the CM Application Self-service Manager user interface. Cumulative value of the COMPSIZE defined in the PACKAGE Class.		12 V
DELDATE	Delete Date Indicates when the application was removed (in local time) from the agent computer. The CM agent manages and maintains this attribute.		32 V
DESCRIPT	Application Description Description of the service that appears in the properties for the service in the Service List. Value is set initially in the Long Description field in the New Application Wizard (used to create a service).		100 V
ERTYPE	Event Reporting Method [O/E/X] Set on the CM Configuration Server, this sends an APPEVENT object to the CM Configuration Server. O = Object Currently supports object format only.	O	1 V
EVENTS	Events to Report Indicates which events to report on. Event to report on: AI = Application Install AD = Application De-install AU = Application Update AR = Application Repair AV = Application Verify VA = Version Activation VD = Version Deactivation What (about the event) to report on: S = Success F = Failure B = Both Success and Failure N = None	AI=B AD=B AU=B AR=B AV=F VA=B VD=B	50 V
INSTDATE	Installed Date Indicates when the application was installed (in local time) on the agent computer. The CM agent manages and maintains this attribute. The date is in text form, as in: Jan 28, 1998 16:10:00.		32 V
ITEMS	Number of Component Instances		7 V

Attribute Name	Explanation	Value of Base Instance	Length Type
LREPAIR	Local Repair [Y/N] Enables local repair of broken applications. If an application is broken because of missing files, the files (stored locally) can be used to repair the application.		1 V
MCELIBL	Service Multicast Eligible [Y/N] Indicates if the application is eligible for multi-casting.	Y	1 V
NAME	Friendly Name Friendly name for the service. This appears in the properties for the service in the Service List.		80 V
OWNER	Application Contact Package owner, as documented by the CM Admin Publisher.		50 V
PRICE	Price Type in the price of an application to be displayed to subscribers when they click Properties in the CM Application Self-service Manager user interface.		10 V
PUBDATE	Published Date of Service Date service was published.		32 V

Attribute Name	Explanation	Value of Base Instance	Length Type
REBOOT	<p>Install/Update/Delete/Version Change Used to restart the agent computer after the service is installed.</p> <p>Event to report on: AI = Install AD = Deinstall AU = Update AR = Repair AV = Verify</p> <p>Type of reboot: S = Soft Boot (Default of type Y panel.) H = Hard Boot (Default of type A panel.) N = None</p> <p>Type of panel: Q = No panel. A = OK button only. Y = OK and Cancel button.</p> <p>Type of connect: None specified: Reboot on Machine connect (context = m). U = reboot on user connect only (context = u). MU = reboot when both machine and user parts of the service have been installed.</p> <p>Example: AI=S performs a soft boot on application installation.</p>		64 V
RECONFIG	<p>Reconfiguration Enabled [Y/N] Indicates whether an application can be relocated after it has been installed.</p>		1 V
REMOVAL	<p>Un-Managed Behavior [A/D/U] Controls removal of the service.</p> <p>If ZVCMO is set to M, set REMOVAL to: A = Abandon (deletes the objects, but not the components) D = Delete (deletes the objects and components)</p> <p>If ZVCMO is set to O, set REMOVAL to: A = Abandon (deletes the objects, but not the components) D = Delete (deletes the objects and components) U = Unmanage (does not delete the objects or components)</p>	D	1 V
RSTRSIZE	Download Restart Threshold (bytes)	0	11 V

Attribute Name	Explanation	Value of Base Instance	Length Type
RUNDLG	Dialog Processing [Y/N] Specifies whether to enable processing of dialog boxes during the installation of the service.	N	1 V
SCHEDOK	Update Schedule Locally [Y/N] Specifies whether the subscribers are allowed to change the update schedule for the service locally. Y = Subscriber is allowed to change the schedule. N = CM Configuration Server controls the update schedule.		1 V
SIZE	Application Size – Uncompressed: The size of the uncompressed application displayed to the subscribers when they click Properties in the CM Application Self-service Manager user interface.		12 V
UIOPTION	Progress Indicator [NONE/FULL/INFO] Controls whether the status window appears. NONE = No interface appears. FULL = Interface appears and Cancel button is available. INFO = Interface appears with no option to cancel.		4 V
UPDATE	Upgrade Date (Programmatic) Stores the date when the file was updated on the CM Configuration Server.		32 V
UPGDATE	When Application was Upgraded Stores the date when the application was last upgraded (in local time) on the agent computer. This value is set by the CM subscriber after the dialogs have been installed. This date can be used for reporting purposes. The date is in text form, as in: Jan 28, 1998 16:10:00.		32 V
URL	WEB URL Name Address of a Web page where the subscriber can find additional information about the service.		100 V
VENDOR	Vendor Name Name of the vendor of the service.		24 V
VERDATE	Verified Date of Service Indicates when the application was last verified (in local time) on the agent computer. The CM agent manages and maintains this attribute.		32 V
VERSION	Version Description: Version of the software. This appears in the properties for the service in the Service List.		50 V

Attribute Name	Explanation	Value of Base Instance	Length Type
ZAVIS	<p>Available, Verified, Installed, Sync F</p> <p>The CM agent manages and maintains this attribute to show the different states of the application in the Service List.</p> <p>Y = Yes N = No X = Unknown</p> <p>The four states are:</p> <ul style="list-style-type: none"> • Available indicates whether a service is available from the CM Configuration Server. • Verified indicates whether a service has been verified. • Installed indicates whether the service has been installed. • Synchronized indicates whether the installed service has all of the latest changes from the CM Configuration Server. 	YXNX	4 V
ZCONTEXT	Component Context [M/U]		1 V
ZCREATE	<p>Service Installation Method</p> <p>CM-supplied method or fully qualified, user-defined method.</p>		100 M
ZDELETE	<p>Service Delete Method</p> <p>CM-supplied method or fully qualified, user-defined method.</p>		100 M
ZDISCONN	<p>Disconnect on Install [Y/N]</p> <p>Allows the client to disconnect from the CM Configuration Server if there is an open session with the CM Configuration Server.</p> <p>Y = Disconnects the agent from the CM Configuration Server. N = Does not disconnect from the agent from the CM Configuration Server.</p>	Y	1 V
ZINIT	<p>Service Initialization Method</p> <p>A fully qualified, user-defined method.</p>		100 M
ZREPAIR	<p>Service Repair Method</p> <p>Name of the method to repair the service.</p>		100 M
ZSTOP000	<p>Stop Resolution Expression</p> <p>Expressions evaluating to "true" in ZSTOP attributes cause resolution of the instance to be skipped. If left blank, the instance is not skipped, and resolution continues. This is useful for assigning a version to a specific set of users. Use the CM-CSDB Editor to set this attribute.</p>	EDMGETB (ZMASTER .ZOBJFLOR) ='PACKAGE'	100 E

Attribute Name	Explanation	Value of Base Instance	Length Type
ZSTOP001 to ZSTOP002	Expression Resolution Method - 001		100 E
ZSVCCAT	Service Visible in Catalog? [Y/N]		1 V
ZSVCCSTA	Service Status on Client (999) Status code for the service that leads you to the reason why files for a service may not be deployed correctly. 000 = All actions for service completed. 008 = At least one resource had a writer error. 014 = No disk space for at least one resource. 015 = ZDLIMIT exceeded for at least one resource. 024 = A method timed out. 036 = A create method set ZBRC>7. 900 = Not all files were verified. No work done for service.	999	3 V
ZSVCMO	Mandatory/Optional Service [M/O/MO/OM] Indicates whether the service is mandatory or optional on the CM agent. If you are using CM Application Manager <i>and</i> CM Application Self-service Manager, you could also specify mandatory and then optional, MO , or optional then mandatory, OM . The first character indicates how the application should be handled before installation. The second character indicates how the application should be handled after installation.	0	1 V
ZSVCMODE	Application Context [M/U/MU] Specifies whether the service is to be installed in the Machine, User, or Multi-user context. M = Machine U = User MU = Multi-user		2 V
ZSVCSNAME	Service Name/Description	Unknown Service	24 V
ZSVCPRI	Service Create Ordering [01-99] Enables you to specify a priority level for this service. If disk space on the client desktop is not available, services will be downloaded based on the priority level set here. 01 = Highest priority 10 = Default value 99 = Lowest priority		2 V

Attribute Name	Explanation	Value of Base Instance	Length Type
ZSVCRASH	<p>Verify Attributes [Y/F/D/N] The CM agent will check permissions on files and/or directories when ZSVCRASH is set. Valid values are: Y – verify files and directories F – verify files only D – verify directories only N – do not verify permissions</p>		1 V
ZSVCTTYP	<p>Application Target Type [A/S] Indicates which CM agent will receive this application. A = Application Manager S = Software Manager</p>		2 V
ZSYSACCT	<p>Install Under System Account [Y/N] Specifies whether to install the service under the system account or the user's account. Y = The application is installed using the system rights. N = The application is installed using the rights of the user who is logged on.</p>	Y	1 V
ZUPDATE	<p>Service Update Method CM-supplied method or fully qualified, user-defined method.</p>		130 M
ZVERIFY	<p>Service Verify Method</p>		100 M

Application Packages (PACKAGE) Class

File: PRIMARY Description: An instance of the PRDMAINT Domain Application Packages (PACKAGE) class represents one software application or unit of other content to be managed on agent computers. A PACKAGE in the PRDMAINT Domain should be used exclusively to house self-maintenance applications.

Domain: PRDMAINT

Class: PACKAGE


Icon:  Can connect to: DESKTOP, FILE, PATH, MSIFEATS, MSI, PACKAGE, PDACONFIG, REGISTRY

Table 40 PACKAGE Class Attribute Reference

Attribute Name	Explanation	Value of Base Instance	Length Type
ALWAYS	Contains Class connections determine the path of resolution of an agent's desired state. An _ALWAYS_ class connection is always resolved.		50 C
ALWAYS	Package Includes Class connections determine the path of resolution of an agent's desired state. An _ALWAYS_ class connection is always resolved.		50 C
BEHAVIOR	Behavior		255 I
INCLUDES	Package Includes		50 I
COMPSize	Package Compressed Resource Size		12 V
DESCRIPT	Application Description Description of the service that appears in the properties for the service in the Service List. Value is set initially in the Long Description field in the New Application Wizard (used to create a service).		255 V
DESKTOP	Desktop		255 I
FILE	File		255 I

Attribute Name	Explanation	Value of Base Instance	Length Type
ITEMS	Number of Component Instances		7 V
NAME	Friendly Name		80 V
OWNER	Application Contact Package owner, as documented by the CM Admin Publisher.		80 V
PATH	Path		255 I
PKGNAME	Package Name		80 V
REGISTRY	Registry		255 I
RELEASE	Package Release Release level of the package, as documented by the CM Admin Publisher.		80 V
REQUIRES	Required Package Level		8 R
SIZE	Package Compressed Resource Size		12 V
UNIXFILE	UNIX File		255 I
ZSTOP000 to ZSTOP003	Stop Resolution Expression Expressions evaluating to "true" in ZSTOP attributes cause resolution of the instance to be skipped. If left blank, the instance is not skipped, and resolution continues. This is useful for assigning a version to a specific set of users. Use the CM-CSDB Editor to set this attribute.		255 E

File Resources (FILE) Class

File: PRIMARY Description: An instance of this class lets you define and specify characteristics of an application such as the file's name, and size. Instances of the PRDMAINT File Resources (FILE) class are specific to the applications used for administration and client self-maintenance.

Domain: PRDMAINT

Class: FILE


Icon:  Can connect to:

Table 41 FILE Class Attribute Reference

Attribute Name	Explanation	Value of Base Instance	Length Type
ALWAYS	Connect to Class connections determine the path of resolution of an agent's desired state. An _ALWAYS_ class connection is always resolved.		50 C
ALWAYS	Connect to	PRDMAINT .MAINTLOC .MAINTENANCE	50 C
FIXNUM	File Fix Number		8 V
FVERSION	File Version	_UNDEF_	30 V
LEVEL	Maintenance level [V,R,S,F] A collection of the FILE variables RELEASE, SPLEVEL and FIXNUM. For example: RELEASE = 4.0 SPLEVEL = 0 FIXNUM = 2091 LEVEL = 4.0.0.2091		20 V
LOCATION	Location		255 V
NAME	Friendly Name	Defaults	80 V
OBJGUID	Instance GUID Object Global Unique Identification – <i>for future use.</i>	_UNDEF_	32 V

Attribute Name	Explanation	Value of Base Instance	Length Type
PRODUCT	Product identifier		8 V
PVERSION	Product Version	_UNDEF_	30 V
RELEASE	Product release level		6 V
SIGTYPE	File Signature Type		3 V
SPEVEL	File service pack		3 V
ZCMPKEY	Compression Key	_UNDEF_	80 V
ZCMPSIZE	Compressed File Size From promotion process if the compressed file option was selected. The size of the compressed file.		11 V
ZCONTEXT	Component Context		8 V
ZCREATE	Method to Install Resource CM-supplied method or fully qualified, user-defined method.		50 M
ZDELETE	Method to De-install Resource CM-supplied method or fully qualified, user-defined method.	RADREMF	50 M
ZFILEUPD	Client File Update/Add Method If a file has been updated by an administrator, this method will be executed. CM-supplied method or fully qualified, user-defined method.		50 M
ZINIT	Resource Initialization Method A fully qualified, user-defined method.		50 M
ZOBJPTCH	Perform Patching [Y/N]	Y	1 V
ZOPENERR	Client Method on File Open Error CM-supplied method or a fully qualified, user-defined method.	RADLKM	50 M
ZPUBVER	Publisher Version	_UNDEF_	8 V
ZREPAIR	Client Instance Repair Method		50 M

Attribute Name	Explanation	Value of Base Instance	Length Type
ZRSCCFIL	Resource File Name Specific file to be distributed. A generic pattern (a wildcard character, such as *) or an explicit filename.		255 V
ZRSCCKPT	Resource Checkpoint		1 V
ZRSCCONF	Confirm File Download [Y/N] Y enables you to confirm that the resource was downloaded.	Y	1 V
ZRSCCRC	Resource CRC From the promotion process if the CRC option was selected. Eight-character calculated hexadecimal value.		8 V
ZRSCCSTA	Client File Status	999	3 V
ZRSCDATE	Resource Date Stamp – From Promote Date stamp on resource file from promote process.		8 V
ZRSCMEM	PDS Member Name	_UNDEF_	8 V
ZRSCMO	Mandatory/Optional [M/O]	M	1 V
ZRSCNAME	Resource Name	&ZRSCCFIL	30 V
ZRSCOBJN	Persistent Object Name		8 V
ZRSCPADM	Admin ID		30 V
ZRSCPRI	Create Sequence Priority Enables you to specify a priority level for this resource. If disk space on the client desktop is not available, resources will be downloaded based on the priority set here. 01 = Highest priority 10 = Default value 99 = Lowest priority	50	2 V
ZRSCRASH	DOS File Attribute [R/A/S/H]		4 V
ZRSCRSTR	Restart [Y/N/R] Set to Y to restart. Set to R to bypass Windows file caching and write directly to disk (allowing checkpoint restart to operate correctly).	N	3 V

Attribute Name	Explanation	Value of Base Instance	Length Type
ZRSCSIG	File Signature		32 V
ZRSCSIZE	Resource Size – From Promote Byte count of resource file from promote process.		11 V
ZRSCSRC	Resource Source, i.e., Publisher		20 V
ZRSCSTYP	Server File Type [BINARY/TEXT]	BINARY	8 V
ZRSCSVRB	Version Skip Rebuild Flag [Y/N]		1 V
ZRSCTIME	Resource Time Stamp Time stamp on resource file from promote process.		8 V
ZRSCVERS	Resource Version - From Promote Version number of resource from promotion process.		12 V
ZRSCVRFY	<p>Verify Resource File on Connect</p> <p>Verifies the file statistics of a resource file on the desktop during each CM agent connect process. If you are deploying versioned resources, this attribute is ignored.</p> <p>The rules for the E(xist) flag apply to both CM- and non-CM distributed files. (For example, a CM-managed application file or CONFIG.SYS file.) Thus, you must specify Y or N for an existing file to be distributed.</p> <p>Y = The file will be distributed if one or more of the following conditions is met:</p> <ul style="list-style-type: none"> — The file has not been distributed before. — The date, time, or size of the file has changed. — The file was re-promoted. <p>N = The file will be distributed if:</p> <ul style="list-style-type: none"> — The file has not been distributed before. <p style="padding-left: 20px;">Or,</p> <ul style="list-style-type: none"> — The file was re-promoted. <p>E = The file will be distributed only if it does not currently exist on the desktop.</p> <p>M = Reserved for CM maintenance files. During the last step of the connect, the file is moved from the EDMDATA subdirectory to its proper location. Example: can be used to update EDMGETRS.EXE.</p>	MN	8 V

Attribute Name	Explanation	Value of Base Instance	Length Type
ZUPDATE	Client Instance Update Method		50 M

Mac File Resources (MACFILE) Class

File: PRIMARY Description: Mac operating systems only.
 Domain: PRDMAINT An instance of this class lets you define and specify characteristics of an application such as the file's name, and size. Instances of the PRDMAINT Mac File Resources (MACFILE) class are specific to the applications used for administration and agent self-maintenance.
 Class: MACFILE

Icon:  Can connect to:

Table 42 MACFILE Class Attribute Reference

Attribute Name	Explanation	Value of Base Instance	Length Type
ALWAYS	Connect to Class connections determine the path of resolution of an agent's desired state. An _ALWAYS_ class connection is always resolved.		50 C
LINKDEST	Symbolic Link Destination		30 V
LOCATION	Location		255 V
NAME	Friendly Name	Defaults	80 V
OBJGUID	Instance GUID Object Global Unique Identification – <i>for future use.</i>	_UNDEF_	32 V
SIGTYPE	File Signature Type		3 V
ZCMPKEY	Compression Key		80 V
ZCMPSIZE	Compressed File Size From promotion process if the compressed file option was selected. The size of the compressed file.		11 V

Attribute Name	Explanation	Value of Base Instance	Length Type
ZCREATE	Method to Install Resource CM-supplied method or fully qualified, user-defined method.		50 M
ZDELETE	Method to De-install Resource CM-supplied method or fully qualified, user-defined method.	RADRMEF	50 M
ZFILEUPD	Client File Update/Add Method If a file has been updated by an administrator, this method will be executed. CM-supplied method or fully qualified, user-defined method.		50 M
ZINIT	Resource Initialization Method A fully qualified, user-defined method.		50 M
ZOBJPTCH	Perform Patching[Y/N]	Y	1 V
ZOPENERR	Client Method on File Open Error CM-supplied method or a fully qualified, user-defined method.		50 M
ZPERGID	File Group Name		32 V
ZPERUID	File Owner Name		32 V
ZREPAIR	Client Instance Repair Method		50 M
ZRSCCFIL	Resource File Name Specific file to be distributed. A generic pattern (a wildcard character, such as *) or an explicit filename.	_BASE_INSTANCE_	255 V
ZRSCCKPT	Resource Checkpoint		1 V
ZRSCCONF	Confirm File Download [Y/N] Y enables you to confirm that the resource was downloaded.	Y	1 V
ZRSCCRC	Resource CRC From the promotion process if the CRC option was selected. Eight-character calculated hexadecimal value.		8 V
ZRSCCSTA	Client File Status	999	3 V
ZRSCDATE	Resource Date Stamp Date stamp on resource file from promote process. A value up to eight digits long.		8 V

Attribute Name	Explanation	Value of Base Instance	Length Type
ZRSCMO	Mandatory/Optional [M/O]	M	1 V
ZRSCNAME	Resource Name	&ZRSCCFIL	30 V
ZRSCPADM	Admin ID		30 V
ZRSCPRI	Create Sequence Priority Enables you to specify a priority level for this resource. If disk space on the client desktop is not available, resources will be downloaded based on the priority set here. 01 = Highest priority 10 = Default value 99 = Lowest priority	50	2 V
ZRSCRASH	File Permissions		4 V
ZRSCRSTR	Restart [Y/N] Set to Y to restart.	Y	3 V
ZRSCSIG	File Signature		32 V
ZRSCSIZE	Resource Size Byte count of resource file from promote process.		11 V
ZRSCSRC	Resource Source, i.e., Publisher		20 V
ZRSCSTYP	Server File [BINARY/TEXT]	BINARY	8 V
ZRSCSVRB	Version Skip Rebuild Flag [Y/N]		1 V
ZRSCTIME	Resource Time Stamp Time stamp on resource file from promote process.		8 V
ZRSCVERS	Resource Version - From Promote Version number of resource from promotion process.		12 V

Attribute Name	Explanation	Value of Base Instance	Length Type
ZRSCVRFY	<p>Verify Resource File on Connect</p> <p>Verifies the file statistics of a resource file on the desktop during each CM agent connect process.</p> <p>If you are deploying versioned resources, this attribute is ignored.</p> <p>The rules for the E(xist) flag apply to both CM- and non-CM distributed files. (For example, a CM-managed application file or CONFIG.SYS file.)</p> <p>Thus, you must specify Y or N for an existing file to be distributed.</p> <p>Y = The file will be distributed if one or more of the following conditions is met:</p> <ul style="list-style-type: none"> — The file has not been distributed before. — The date, time, or size of the file has changed. — The file was re-promoted. <p>N = The file will be distributed if:</p> <ul style="list-style-type: none"> — The file has not been distributed before. Or, — The file was re-promoted. <p>E = The file will be distributed only if it does not currently exist on the desktop.</p> <p>M = Reserved for CM maintenance files. During the last step of the connect, the file is moved from the EDMDATA subdirectory to its proper location. Example: can be used to update EDMGETRS.EXE.</p>	Y	8 V
ZSTATUS	Client Status	999	3 V
ZUPDATE	Client Instance Update Method		50 M

Maintenance Location (MAINTLOC) Class


File: PRIMARY Description: This class points to the instance that
Domain: PRDMAINT defines the self-maintenance options
Class: MAINTLOC available in Radia 3.0 and later.
Icon:  Can connect to:

Table 43 MAINTLOC Class Attribute Reference

Attribute Name	Explanation	Value of Base Instance	Length Type
LOCATION	Maintenance Location	&(ZMASTER.ZROOTDRV)&(ZMASTER.ZROOTDIR)_MAINT_\	255 V

Path (PATH) Class

File: PRIMARY Description: This class stores the drive and directory required to install a resource. Packages can be relocated by updating instances of this class. Instances of the PRDMAINT Path (PATH) class are specific to the applications used for administration and client self-maintenance

Domain: PRDMAINT

Class: PATH


Icon:  Can connect to: CATALOG, ZSERVICE

Table 44 PATH Class Attribute Reference

Attribute Name	Explanation	Value of Base Instance	Length Type
DRIVE	Drive	&(ZMASTER.ZSYSDRV)	20 V
DIR	Directory	&(ZMASTER.ZROOTDIR_MAINT_\\)	255 V
NAME	Friendly Name	Maintenance Staging Directory	255 V
OBJGUID	Instance GUID Object Global Unique Identification – <i>for future use.</i>	_UNDEF_	32 V
ZRSCPRI	Priority	5	2 V
ZRSCMO	Mandatory/Optional [M/O]	M	1 V

Product Maintenance (PRDMAINT) Class

File: PRIMARY Description: Maintenance for the CM agents is available from Technical Support. Maintenance includes import decks for the CM-CSDB. New instances are created in the PRDMAINT Class. There is one PRDMAINT instance for each PRODUCT_PLATFORM_RELEASE combination. These instances are connected based on the agent's platform and current product level. Once you have decided to roll out the maintenance to the agent computers, you can add the service to the user's entitlements.


Icon:  Can connect to: PACKAGE, FILE, PATH

Table 45 PRDMAINT Class Attribute Reference

Attribute Name	Explanation	Value of Base Instance	Length Type
ZSTOP000	Expression Resolution Method		100 E
ZSTOP001	Expression Resolution Method		100 E
NAME	Friendly Name		80 V
REQUIRES	Requires Connection		80 R

Scheduling (TIMER) Class

File: PRIMARY **Description:** Use the TIMER Class to schedule service deployments. Refer to the *Application Manager Guide* for more information.

Domain: PRDMAINT

Class: TIMER


Icon:  **Can connect to:**

Table 46 **TIMER Class Attribute Reference**

Attribute Name	Explanation	Value of Base Instance	Length Type
ALWAYS	Connect to Class connections determine the path of resolution of an agent's desired state. An _ALWAYS_ class connection is always resolved.		50 C
APPSVC	Application		32 V
DOMAIN	Server Domain Name	&(ZMASTER.ZDOMNAME)	32 V
IPADDR	Server IP Address/Name	&(ZMASTER.ZIPADDR)	32 V
MGRNAME	Server Name	&(ZMASTER.ZMGRNAME)	32 V
NAME	Friendly Name		80 V
NETAVAIL	Check Network Availability [Y/N/W] Checks for network availability before executing the command		1 V
OBJGUID	Instance GUID Object Global Unique Identification – <i>for future use.</i>	_UNDEF_	32 V
PINGCNT	Number of Ping Attempts This attribute sets the number of ping attempts to be made by the CM Configuration Server.	3	2 V
PINGDLAY	Time between Pings (in msec) This attribute sets the amount of time between pings in msec.	2000	6 V

Attribute Name	Explanation	Value of Base Instance	Length Type
REQUEST	Application Request	"Apply Updates"	32 V
RUNSYNC	Synchronous Timer Execution [Y/N] This attribute sets the value of Yes or No for the synchronous timer execution. The default value is Yes.	Y	1 V
SOCKET	Server Socket Number	&(ZMASTER.ZDSTSOCK)	32 V
ZCHNNAME	Channel [DOMAIN] Name	&(ZSERVICE.ZOBJDOMN)	32 V
ZCREATE	Client Create Method CM-supplied method or fully qualified, user-defined method. This value is inherited from the base instance and should not be changed.	radtimeq	80 M
ZDELETE	Client Delete Method CM-supplied method or fully qualified, user-defined method. This value is inherited from the base instance and should not be changed.	radtimeq	80 M
ZNOPING	Stop RCS Detection [Y/N] Controls the automatic sensing of a network connection between the agent computer and the CM Configuration Server. An expired time will continually evaluate whether communications with the CM Configuration Server can be established. When communications are established, the command line associated with the time is executed. After executing the command line, the Scheduler service resumes normal evaluation of whether the timer has expired again. This attribute is especially useful for mobile users. Note: In order to use this attribute, you must add it to the TIMER Class template.	Y	1 V

Attribute Name	Explanation	Value of Base Instance	Length Type
ZOJPRI	Priority [00-99] Sets the priority for deployment of the ZTIMEQ object. The ZTIMEQ object is deployed relative to the other elements being deployed during the agent connect. The elements with a priority number less than the value of ZOJPRI are deployed before the ZTIMEQ object. A value of 90 is inherited from the base instance and should not be changed.	90	2 V
ZPRVNAME	Provider (Manager) Name	&(ZSERVICE.ZMGRNAME)	32 V
ZRSCMDL	Command Line to Execute This attribute indicates the command line that is executed on the subscriber's computer when the timer expires.	radskman req=	255 V
ZSCHDEF	Time Parameter Indicates when the timer expires. The syntax varies depending on the frequency of expiration that can be DAILY, HOURLY, INTERVAL, NUMDAY, WEEKDAY, WEEKLY.		50 V
ZSCHFREQ	Frequency [PERIODIC/ONCE/RANDOM] Use this attribute to specify how often the timer should expire. ONCE = expire one time. PERIODIC = expire repeatedly. RANDOM = expire in random intervals.	PERIODIC	10 V
ZSCHMODE	Timer Owner [MANAGER/DEFAULT] This attribute specifies the timer owner. It is recommended that you leave the default configuration of USER.	DEFAULT	32 V

Attribute Name	Explanation	Value of Base Instance	Length Type
ZSCHTYPE	<p>Type [IMMEDIATE/DEFERRED] <i>Used only when ZSCHFREQ = PERIODIC.</i> Set ZSCHTYPE to DEFERRED to indicate that the first time an event is attempted to be launched, it will be deferred until the <i>next</i> scheduled time, no matter when the timer instance is evaluated. This was designed to handle the case of a daily 4am (non-peak) scheduled event that is sent to the agent computer during the day. If it was not deferred, it would launch during the day instead of "waiting" until the next morning.</p> <p>Example 1: Suppose you create and deploy a timer with the ZSCHDEF = DAILY(&ZSYSDATE,4:00:00) If ZSCHTYPE = IMMEDIATE and it is:</p> <ul style="list-style-type: none"> • Before 4:00:00, the command in the instance will be executed the same day at 4:00:00 • After 4:00:00, the command in the instance will be executed immediately <p>If ZSCHTYPE = DEFERRED and it is:</p> <ul style="list-style-type: none"> • Before 4:00:00, the command in the instance will be executed the <i>next</i> day at 4:00:00 • After 4:00:00, the command in the instance will be executed the <i>next</i> day at 4:00:00 <p>Example 2: Suppose you create and deploy a timer with the ZSCHDEF = WEEKDAY(FRIDAY,4:00:00) If ZSCHTYPE = IMMEDIATE and it is:</p> <ul style="list-style-type: none"> • Not Friday or Friday and before 4:00:00, the command in the instance will be executed on Friday at 4:00:00 • Friday and after 4:00:00, the command in the instance will be executed immediately <p>If ZSCHTYPE = DEFERRED and it is:</p> <ul style="list-style-type: none"> • Not Friday or Friday and before 4:00:00, the command in the instance will be executed a week later on Friday at 4:00:00 <p>Friday and after 4:00:00, the command in the instance will be executed a week later on Friday at 4:00:00</p>	DEFERRED	10 V

Attribute Name	Explanation	Value of Base Instance	Length Type
ZSTOP	<p>Stop Expression Expressions evaluating to "true" in ZSTOP attributes cause resolution of the instance to be skipped. If left blank, the instance is not skipped, and resolution continues. This is useful for assigning a version to a specific set of users. Use the CM-CSDB Editor to set this attribute.</p>		255 E
ZSVCID	<p>Service ID This attribute specifies the object ID of the Application instance that this Scheduling instance is connected to. This value is inherited from the base instance and should not be modified.</p>	&(ZSERVICE.ZOBJID)	80 V
ZUPDATE	<p>Client Update Method The Scheduler UPDATE method that runs on the agent computer. This value is inherited from the base instance and should not be changed.</p>	radtimeq	80 M
ZVERIFY	<p>Client Verify Method</p>	radtimeq	80 M

Unix File Resources (UNIXFILE) Class

File: PRIMARY Description: UNIX operating systems only.
 Domain: PRDMAINT The attributes of the PRDMAINT
 Class: UNIXFILE Unix File Resources (UNIXFILE)
 define the owner and group
 associations as well as the
 permissions of each published
 resource. Attributes of the
 PRDMAINT Unix File Resources
 (UNIXFILE) class are specific to the
 applications used for administration
 and client self-maintenance.


Icon:  Can connect to:

Table 47 UNIXFILE Class Attribute Reference

Attribute Name	Explanation	Value of Base Instance	Length Type
ALWAYS	Connect to Class connections determine the path of resolution of an agent's desired state. An _ALWAYS_ class connection is always resolved.	PRDMAINT.MAINTLOC .MAINTENANCE	50 C
LOCATION	Location		255 V
NAME	Friendly Name	Defaults	80 V
OBJGUID	Instance GUID Object Global Unique Identification – <i>for future use.</i>	_UNDEF_	32 V
SIGTYPE	File Signature Type		3 V
ZCMPKEY	Compression Key		80 V
ZCMPSIZE	Compressed File Size From promotion process if the compressed file option was selected. The size of the compressed file.		11 V

Attribute Name	Explanation	Value of Base Instance	Length Type
ZCREATE	Method to Install Resource CM-supplied method or fully qualified, user-defined method.		50 M
ZDELETE	Method to De-install Resource CM-supplied method or fully qualified, user-defined method.	RADRMEF	50 M
ZFILEUPD	Client File Update/Add Method If a file has been updated by an administrator, this method will be executed. CM-supplied method or fully qualified, user-defined method.		50 M
ZINIT	Resource Initialization Method A fully qualified, user-defined method.		50 M
ZOBJPTCH	Perform Patching[Y/N]	Y	1 V
ZOPENERR	Client Method on File Open Error CM-supplied method or a fully qualified, user-defined method.		50 M
ZPERGID	File Group Name		32 V
ZPERUID	File Owner Name		32 V
ZREPAIR	Client Instance Repair Method		50 M
ZRSCCFIL	Resource File Name Specific file to be distributed. A generic pattern (a wildcard character, such as *) or an explicit filename.	_BASE_INSTANCE_	255 V
ZRSCCKPT	Resource Checkpoint		1 V
ZRSCCONF	Confirm File Download [Y/N] Y enables you to confirm that the resource was downloaded.	Y	1 V
ZRSCCRC	Resource CRC From the promotion process if the CRC option was selected. Eight-character calculated hexadecimal value.		8 V
ZRSCCSTA	Client File Status	999	3 V
ZRSCDATE	Resource Date Stamp Date stamp on resource file from promote process. A value up to eight digits long.		8 V

Attribute Name	Explanation	Value of Base Instance	Length Type
ZRSCMO	Mandatory/Optional [M/O]	M	1 V
ZRSCNAME	Resource Name	&ZRSCCFIL	30 V
ZRSCPADM	Admin ID		30 V
ZRSCPRI	Create Sequence Priority Enables you to specify a priority level for this resource. If disk space on the client desktop is not available, resources will be downloaded based on the priority set here. 01 = Highest priority 10 = Default value 99 = Lowest priority	50	2 V
ZRSCRASH	File Permissions		4 V
ZRSCRSTR	Restart [Y/N] Y to restart.	Y	3 V
ZRSCSIG	File Signature		32 V
ZRSCSIZE	Resource Size – From Promote Byte count of resource file from promote process.		11 V
ZRSCSRC	Resource Source, i.e., Publisher		20 V
ZRSCSTYP	Server File [BINARY/TEXT]	BINARY	8 V
ZRSCSVRB	Version Skip Rebuild Flag [Y/N]		1 V
ZRSCTIME	Resource Time Stamp – From Promote Time stamp on resource file from promote process.		8 V
ZRSCVERS	Resource Version - From Promote Version number of resource from promotion process.		12 V

Comment [JGM2]: Admin Pub? Is it possible to change this?

Attribute Name	Explanation	Value of Base Instance	Length Type
ZRSCVRFY	<p>Verify Resource File on Connect</p> <p>Verifies the file statistics of a resource file on the desktop during each CM agent connect process.</p> <p>If you are deploying versioned resources, this attribute is ignored.</p> <p>The rules for the E(xist) flag apply to both CM- and non-CM distributed files. (For example, a CM-managed application file or CONFIG.SYS file.)</p> <p>Thus, you must specify Y or N for an existing file to be distributed.</p> <p>Y = The file will be distributed if one or more of the following conditions is met:</p> <ul style="list-style-type: none"> — The file has not been distributed before. — The date, time, or size of the file has changed. — The file was re-promoted. <p>N = The file will be distributed if:</p> <ul style="list-style-type: none"> — The file has not been distributed before. Or, — The file was re-promoted. <p>E = The file will be distributed only if it does not currently exist on the desktop.</p> <p>M = Reserved for CM maintenance files. During the last step of the connect, the file is moved from the EDMDATA subdirectory to its proper location. Example: can be used to update EDMGETRS.EXE.</p>	MU	8 V
ZSTATUS	Client Status	999	3 V
ZUPDATE	Client Instance Update Method		50 M

6 The PATCH Domain

The PATCH Domain stores the list of available patches within the PATCH Class. Refer to the *CM Admin CSDB Editor Guide* for additional information about this domain and the Service Optimization function.

Patch (PATCH) Class

File: PRIMARY Description: The PATCH Class contains one instance for each patch created when you use Service Optimization. The file signatures of the patch are used to identify the associated instance that contains the data for the patch.

Domain: PATCH

Class: PATCH

Icon:  Can connect to:

Table 48 PATCH Class Attribute Reference

Attribute Name	Explanation	Value of Base Instance	Length Type
FROMFDCI	Origin of FROM Resource: Original location of the From instance.		96 V
FROMOID	Object ID of FROM Resource: Object ID of the original From instance.		12 V
FROMSIG	Signature of FROM Resource: The content-based signature of the From file.		64 V
FROMSIZE	Size of FROM Resource: The size of the From file. This value is taken from the ZRSCSIZE of the From instance.		11 V
MESSAGE	Explanation of Status: Contains the explanation of the status. Reference this attribute to determine if a patch was built successfully.		255 V
NAME	Friendly Name: the value of ZRSCCFIL attribute in the To instance.		255 V
POS	OS where Patch was Built: The operating system on which the patch was built.		32 V
PVERSION	Patch Builder Version: The version of the patch builder.		3 V
SIGTYPE	Content-based Signature Type: For now, MD5 is the only signature type supported.		8 V
STATUS	Status of Patch: Queued, Rejected, or Built.		8 V
TOFDCI	Origin of TO Resource: The original location of the To instance.		96 V
TOOID	Object ID of TO Resource: The object ID of the original To instance.		12 V

Attribute Name	Explanation	Value of Base Instance	Length Type
TOSIG	Signature of TO Resource: The content-based signature of the To file.		64 V
TOSIZE	Size of TO Resource: The size of the From file. This value is taken from the ZRSCSIZE of the To instance.		11 V
ZCMPSIZE	Compressed File Size: From promotion process if the compressed file option was selected. The size of the compressed file.		11 V
ZCONTRL1	Patch Control 1: ZSTOPPCT is the percentage of target data when the patch will stop building the path.		64 V
ZCONTRL2	Patch Control 2: ZSTOPMAX is the maximum size of the patch.		64 V
ZCONTRL3	Patch Control 3: ZTIMEOUT is the time allotted to patch creation before aborting the Create.		64 V
ZRSCCSTA	Status of Patch Resource: Status of patch resource. The only valid value is 999.		3 V
ZRSCDATE	Date Patch was Built: Date stamp on patch file from promote process.		8 V
ZRSCSIG	Signature of Patch: The content-based signature of the patch type.		64 V
ZRSCSIZE	Size of Patch: Byte count of patch file from promote process.		11 V
ZRSCTIME	Time Patch was Built: Time stamp on patch file from promote process.		8 V
ZRSCTYPE	Type of Resource: The only valid value is PATCH.		8 V

7 The POLICY Domain

Use the POLICY Domain to create users and groups, and to assign users to groups. Refer to the *CM Application Manager Guide* and the *CM Application Self-service Manager Guide* for additional information.

Country / Region (COUNTRY) Class

File: PRIMARY Description: Country / Region. Use an instance of the COUNTRY Class to define the time zone, date format, clock synchronization with the CM Configuration Server, and language for an agent computer. Do not assign services to this class.

Domain: POLICY

Class: COUNTRY

Icon:  Can connect to:

Table 49 COUNTRY Class Attribute Reference

Attribute Name	Explanation	Value of Base Instance	Length Type
ALWAYS	Utility Resolution Method: Any method you specify for this attribute is unconditionally executed by CM when this object is resolved. A valid method name, for example, ZSYSTEM.ZMETHOD.PUT_ZERROR_HIST.		50 M
DATEFORM	Date Format: This attribute sets up the date format display. A valid date structure (for example, MM/DD/YY or DD/MM/YY).	MM/DD/YY	16 V
LANGUAGE	Language: This informational attribute informs other programs the language the client is using. Input the language that your enterprise uses while running CM.	ENGLISH	16 V
NAME	Friendly Name		80 V
TIMEZONE	Time Zone: Informational attribute that lets you specify a time zone for a CM agent, e.g., EST, CST, PST, and so forth.	EST	8 V
ZTIMEDIF	Time Zone Offset (in minutes): If you do not synchronize the CM Agent to your site's server clock, you must enter an offset value for this attribute. CM time is set on Eastern Standard Time (EST). Thus, if your site's time zone is Central Standard Time (CST), enter 60 for this attribute. If your site's time zone is Pacific Standard Time (PST), enter 180 for this attribute, and so forth. Numeric value between 1 and 9999.		4 V

Departments (DEPT) Class


File:	PRIMARY	Description:	Use an instance of the DEPT Class to group subscribers into departments.
Domain:	POLICY		
Class:	DEPT		
Icon:		Can connect to:	ZSERVICE, COUNTRY, STAGER, HTTP, MULTICAST

Table 50 DEPT Class Attribute Reference

Attribute Name	Explanation	Value of Base Instance	Length Type
ALWAYS	Offers: Class connections determine the path of resolution of an agent's desired state. An _ALWAYS_ class connection is always resolved.		50 C
ALWAYS	Utility Resolution Method: Any method you specify for this attribute is unconditionally executed by Radia when this instance is resolved. A valid method name, for example, ZSYSTEM.ZMETHOD. PUT_ERROR_HIST.		51 M
ACCTNO	Account Number: Attribute that lets you specify the account number for the department. Site-specific account number.		12 V
NAME	Friendly Name		80 V

Machine Manufacturer (MANUFACT) Class

File: PRIMARY Description: Used to assign policy based on the machine manufacturer. Refer to the *CM OS Manager Guide* for more information.

Domain: POLICY

Class: MANUFACT


Icon:  Can connect to:

Table 51 **MANUFACT Class Attribute Reference**

Attribute Name	Explanation	Value of Base Instance	Length Type
ALWAYS	Utility Method		U
ALWAYS	Service Connection		C
NAME	Friendly Name		V

Machine Models (MODEL) Class

File: PRIMARY Description: Used to assign policy based on the machine model. Refer to the *CM OS Manager Guide* for more information.

Domain: POLICY

Class: MODEL


Icon:  Can connect to:

Table 52 MODEL Class Attribute Reference

Attribute Name	Explanation	Value of Base Instance	Length Type
ALWAYS	Utility Method		U
ALWAYS	Service Connection		C
NAME	Friendly Name		V

Machine Roles (ROLE) Class

File: PRIMARY Description: Used to assign policy based on the machine role. Refer to the *CM OS Manager Guide* for more information.

Domain: POLICY

Class: ROLE


Icon:  Can connect to:

Table 53 ROLE Class Attribute Reference

Attribute Name	Explanation	Value of Base Instance	Length Type
._ALWAYS_	Utility Method		U
._ALWAYS_	Service Connection		C
NAME	Friendly Name		V

Machine Subnets (SUBNET) Class

File: PRIMARY Description: Used to assign policy based on the machine subnet. Refer to the *CM OS Manager Guide* for more information.

Domain: POLICY

Class: SUBNET


Icon:  Can connect to:

Table 54 SUBNET Class Attribute Reference

Attribute Name	Explanation	Value of Base Instance	Length Type
._ALWAYS_	Utility Method		U
._ALWAYS_	Service Connection		C
NAME	Friendly Name		V

Mobile Device Confg (MBLCONFG) Class


File:	PRIMARY	Description:	This class defines the parameters for mobile device configuration when using the CM Mobility Server.
Domain:	POLICY		
Class:	MBLCONFG		
Icon:		Can connect to:	

Table 55 MBLCONFG Class Attribute Reference

Attribute Name	Explanation	Value of Base Instance	Length Type
RPSADR1	Radia Proxy Server #1 [IP Addr:Port]: Specifies the first CM Proxy Server's IP address and port number, in the format of <IP Address>:<Port>. For example: 10.10.10.12:3466		255 V
RPSADR2	Radia Proxy Server #2 [IP Addr:Port]: Specifies the second CM Proxy Server's IP address and port number, in the format of <IP Address>:<Port>. For example: 10.10.10.13:3466		255 V
RMDSADR1	Radia Mobile Dist [IP Addr:Port]: Specifies the CM Mobility Server's IP address and port number, in the format of <IP Address>:<Port>. For example: 10.10.10.14:3466		255 V
RIMADR	Radia Inventory Mgr [IP Addr:Port]: Specifies the CM Inventory Manager Server's IP address and port number, in the format of <IP Address>:<Port>. For example: 10.10.10.15:3466		255 V
RMPADR	Radia Mgmt Portal [IP Addr:Port]: Specifies the CM Portal's IP address and port number, in the format of <IP Address>:<Port>. For example: 10.10.10.16:3466		255 V
ZMBSGNO	Mobile Signon Panel [Y/N]: Specifies whether to display the mobile device's sign on panel. Use Y to display the panel and N to suppress the panel.	N	1 V
SETUSER	Set Userid on Mobile Device [Y/N]: Set this to Y if you want the userID set to the serial number of the mobile device. Set this to N if you want this to be left as user entry.	N	1 V
STORUSER	Store Userid & Password [Y/N]: Set to Y if you want to store the User/Password in the UPDATE.INI file. Set this to N if you want to clear the User/Password in the UPDATE.INI file.	Y	1 V

Multicast (MULTICAST) Class

File: PRIMARY Description: Use the MULTICAST class to configure agent computers to use multicasting.

Domain: POLICY

Class: MULTICAST


Icon:  Can connect to:

Table 56 MULTICAST Class Attribute Reference

Attribute Name	Explanation	Value of Base Instance	Length Type
ALWAYS	Manager REXX Method A CM Configuration Server REXX method.	SYSTEM.ZMETHOD .MULTICAST	255 M
ADDRESS	Broadcast or Multicast Address Specifies a valid broadcast/multicast address. Additionally, this attribute is important to the dynamic multicast feature.	229.0.0.0	19 V
ALTADDRM	Multicast Server IP The IP address of CM Multicast Server for object exchange.		32 V
ALTPORTM	Multicast Server Port The port of CM Multicast Server for object exchange. Notes: This is the TCP/IP port that the CM Multicast Server listens on, not the multicast transmission port. The default is 3463 . This port was chosen to avoid conflicts with known CM ports (such as the CM Configuration Server and CM Staging Server ports). Therefore, be prepared to adjust accordingly, as other network software might also conflict.	3463	5 V

Attribute Name	Explanation	Value of Base Instance	Length Type
BYPASCON	<p>User to Prime Multicast Server Limits which clients send which data to the Radia Multicast Server.</p> <p>BYPASCON = blank - All clients will exchange a control object and a needs list object with the Radia Multicast Server.</p> <p>BYPASCON = User - The client with this user ID will send <i>both</i> objects to the Radia Multicast Server, and the other clients will send <i>only</i> the control object.</p> <p>BYPASCON = User 2 (a user ID, followed by a space and the numeral 2) - The client with this user ID will send <i>both</i> objects to the Radia Multicast Server; no other clients will be part of the object exchange.</p> <p>Note: This option requires that the local time on the clock of the machine that houses the Radia Multicast Server be in synchronization with all multicast-eligible clients.</p>		255 V8
CGMTCDATE	<p>Collect Start Date (YYYYMMDD) The start date of the collection period. The format is YYYYMMDD. Additionally, this attribute is important to the dynamic multicast feature.</p>		8 V
CGMTTIME	<p>Collect Start Time GMT (HH:MM:SS) The start time of the collection period. The format is HH:MM:SS. Additionally, this attribute is important to the dynamic multicast feature.</p>		8 V
CLASS	<p>Class Name Specifies the class name.</p>	&(ZOBJCLASS)	12 V
CWINDOW	<p>Duration of Collection Window (min) Duration (in minutes) of collection phase for all clients to register their list of required files. Additionally, this attribute is discussed as it relates to the dynamic. Note: When specifying the duration of your collection window, be sure it is sufficient to collect all the files in the request list.</p>		3 V
DELAYBP	<p>Delay between Packets (msec) Delay (milliseconds) between packets.</p>	40	5 V
DELAYFP	<p>Delay after Packets (msec) Delay (milliseconds) after the first packet is sent.</p>	40	5 V

Attribute Name	Explanation	Value of Base Instance	Length Type
DOMAIN	Domain Name Specifies the domain name.	&(ZOBJDOMN)	32 V
INSTANCE	Instance Name Specifies the instance name.	&(ZOBJNAME)	32 V
MCAST	Enable Multicast [Y/N] A flag to indicate if multicast is enabled. The default is Y.	Y	1 V
MORDER	Service Installation Order [B/A/S] Enables an administrator to specify when to download and install mandatory services that are not multicast eligible. B - Download the service and install it on the client BEFORE the multicast session. A - Download the service and install it on the client AFTER the multicast session. S - SPLIT the process so that it downloads the service to the client <i>before</i> the multicast, and installs the service <i>after</i> the multicast session. This is the default setting.	S	1 V
MDELAY	Delay before Multicast Start (min) Delay between close of collection and start of multicast (minutes).		3 V
MINREF	Minimum Number of Clients Requesting File The minimum number of clients that must request a file in order for it to be considered for multicast.	1	7 V
MINSIZE	Minimum File Size for Multicast The minimum size a file must be in order to be considered for multicast.	1024	10 V
MODE	Broadcast or Multicast [M/B] Broadcast or Multicast. The default is M. Notes: If MODE = M, the ADDRESS variable should be specified in the standard Internet 'dotted-decimal' format, and should be between 225.0.0.0 and 239.255.255.255. (Multicast addresses are defined as IP class D addresses in this range. Avoid using the extreme low end of the range (224.0.0.1 – 224.255.255.255), as most of these are reserved for specific purposes.) The B option is for those network configurations (primarily satellite and single sub-area networks) that don't support IGMP.	M	1 V

Attribute Name	Explanation	Value of Base Instance	Length Type
MWINDOW	Duration of Multicast Window (min) controls the amount of time (in minutes) for a client to run before terminating its multicast "receive" activity. The default is 0 , which allows a client to maintain the receive mode for as long as is necessary to receive all the requested data.	0	3 V
PORT	Broadcast or Multicast UDP Port Broadcast or Multicast UDP port.	9512	5 V
RESENDS	Number of Resends Number of re-sends. Note: Multicast is designed to re-send all packets if RESENDS > 0. It will send STORE number of packets and then re-send that group for RESENDS times.	1	5 V
STORE	Backup Packets to Store for Resend Number of packets to buffer for resends. Note: Multicast is designed to re-send all packets if RESENDS > 0. It will send STORE number of packets and then re-send that group for RESENDS times.	20	5 V
TTL	Number of Router Hops	3	3 V

PDACONFIG (PDACONFIG) Class

File: PRIMARY Description: Defines the parameters for PDA configuration and is used to obtain inventory reports of cradled-PDAs

Domain: POLICY

Class: PDACONFIG


Icon:  Can connect to:

Table 57 PDACONFIG Class Attribute Reference

Attribute Name	Explanation	Value of Base Instance	Length Type
MODE	Operation Mode	RADIA	10 V
RIS_ADDR	RIS Server Address: Radia Integration Server IP Address.		50 V
RIS_PORT	RIS Server Port: Radia Integration Server IP Port.	3466	4 V
SVC_NOTIFY	Service Notify Flag [Y/N]	N	1 V

Server Stagers (STAGER) Class

File: PRIMARY Description: Use to define CM Staging Servers or CM Proxy Servers within your distribution network. Refer to the *HP OpenView Configuration Management Proxy Server Installation and Configuration Guide (CM Proxy Server Guide)* or the *HP OpenView Configuration Management Staging Server Installation and Configuration Guide (CM Staging Server Guide)* for more information. In this table staging server can refer to either a CM Proxy Server or CM Staging Server.

Domain: POLICY

Class: STAGER

Icon:  Can connect to:

Table 58 STAGER Class Attribute Reference

Attribute Name	Explanation	Value of Base Instance	Length Type
ZDATAURL	Radia Proxy Server URL Address: This parameter is for use with the Proxy Server only. Use the Proxy Server if you would like to use http and dynamic caching. For more information, refer to the <i>CM Proxy Server Guide</i> .		80 V
ZNETNDR	Alternative Install Directory: Specify a path to a folder on the agent computer's ZNETNDRV drive where the CM Staging Server's resources are located. The location on the server where staged data is stored is created by a concatenation of the values of the ZNETNDRV and ZNETNDR attributes. Add a leading and trailing slash, for example, \STAGER\ .		64 V
ZNETNDRV	Alternative Install Drive: Type a drive letter defined on the agent computer followed by a colon, for example, D: . This can be a local drive, such as a CD-ROM drive, or a mapped network drive		19 V

Attribute Name	Explanation	Value of Base Instance	Length Type
ZPCPROTL	<p>Stager Protocol [TCP/HTTP]: The protocol to be used for communications between the CM Staging Requestor and the CM Staging Server. Select one of the following:</p> <ul style="list-style-type: none"> • NETB – Net BIOS • TCP – TCP/IP • SPX – Novell NOS 	TCP	4 V
ZSTGDESC	<p>Stager Description: Specify a text string that subscribers will identify with the CM Staging Server.</p>	Radia Stager	30 V
ZSTGENV	<p>Stager Environment [S/M]: S if the CM Staging Server is on a machine separate from the CM Configuration Server. M if the CM Staging Server is co-resident with the CM Configuration Server.</p> <p>S = separate M = located on CM Configuration Server.</p>		1 V

Attribute Name	Explanation	Value of Base Instance	Length Type
ZSTGLOCS	<p>Type-Server/Network/Both [S/N/B]</p> <ul style="list-style-type: none"> Specify S if the subscriber is to retrieve files from the CM Staging Server via a TCP/IP session. Specify N if the subscriber is to retrieve files from an addressable location on the agent computer such as a mapped network drive or a local CD-ROM drive. Specify B if the subscriber is to retrieve files from both. If both (B), first the addressable location on the agent computer is checked for the necessary resources. If the files are not found, then the CM Staging Server is requested to supply them. <p>If there is no STAGER instance assigned to the subscriber, the client obtains the files from the CM Configuration Server. If there <i>is</i> a STAGER instance assigned to the subscriber, the client attempts to obtain resources from all possible sources, in the following sequence:</p> <ol style="list-style-type: none"> The location specified by ZNETNDRV and ZNETNDIR. This can be a local CD-ROM drive or a network share. The resources are unavailable from this source if the ZNETNDRV and ZNETNDIR are blank, the location specified is invalid, a CD-ROM drive is identified that has no CD-ROM loaded, or the files cannot be found on the CD-ROM. The location specified by ZSTGSDRV and ZSTGSDIR. This can be a dedicated Staging Server, or a Staging Server co-resident with a CM Configuration Server. The resources are unavailable from this source if the ZSTGSDRV and ZSTGSDIR are blank, or if the CM Staging Server cannot supply them from the designated location. The CM Configuration Server. 	S	4 V
ZSTGOPT	<p>Perform Staging [1/0]</p> <p>1 = enable staging on the agent. 0 = disable staging on the agent.</p>	1	1 V
ZSTGPORT	<p>TCP/IP Stager Port: If the agent connects to the CM Staging Server via a TCP/IP connection, type the TCP/IP port through which the communication will take place. The default port is 3461. This is a well-known port that has been registered for this purpose.</p> <p>For non-TCP/IP connections, leave blank.</p>		4 V

Attribute Name	Explanation	Value of Base Instance	Length Type
ZSTGSDIR	<p>Stager Directory: Specify a path to a folder on the CM Staging Server's ZSTGSDRV where the CM Staging Server will store staged data. The location on the server where staged data is stored is created by a concatenation of the values of the ZSTGSRDV and ZSTGSDIR attributes. Specify a leading and trailing slash, e.g., \STAGER\, /opt/novadigm/Stager/, \nvdm\radstage\.</p> <p>If the specified folder does not exist, CM creates it automatically when data is first copied to the CM Staging Server.</p>		64 V
ZSTGSDRV	<p>Stager Drive: Specify the drive on the CM Staging Server where CM will store staged data. Specify the drive letter followed by a colon, e.g., C:, UNIX:, SYS:.</p> <p>Note: The drive letter is the local drive designation on the stager.</p>		19 V
ZSTGSRVR	<p>Stager Name or IP Address: If the agent connects to the CM Staging Server via a TCP/IP connection, type the IP address or host name of the CM Staging Server. Otherwise, type the CM Staging Server's network name.</p>		50 V

Users (USER) Class


File: PRIMARY Description: Use to define individual subscribers or agent computers.
 Domain: POLICY
 Class: USER
 Icon:  Can connect to: COUNTRY, DEPT, HTTP, STAGER, , MULTICAST, WORKGRP, ZSERVICE

Table 59 USER Class Attribute Reference

Attribute Name	Explanation	Value of Base Instance	Length Type
ALWAYS	Utility Method		64 M
ALWAYS	Member of: Class connections determine the path of resolution of an agent's desired state. An _ALWAYS_ class connection is always resolved.	POLICY.WORKGRP.DEFAULT	50 C
ALWAYS	Member of: Class connections determine the path of resolution of an agent's desired state. An _ALWAYS_ class connection is always resolved.		50 C
ALWAYS	Member of: Class connections determine the path of resolution of an agent's desired state. An _ALWAYS_ class connection is always resolved.	PRDMAINT.ZSERVICE.CLIENT	50 C
EMAIL	E-Mail Address		128 V
MSITRACE	Activates MSI Verbose Trace-*vpath		255 V
NAME	Friendly Name: User-specific ID.		80 V
RETRYINT	Retry Interval (in seconds)		2 V
RETRYLIM	Number of Retries		2 V
SELPIND	Self Maintenance Display [Y/N]: Controls the self-maintenance status display screen.	N	1 V
SLFINTVL	Self Maintenance Interval (hours): Sets the frequency for self-maintenance (how often).	0	3 V
TYPSEL	Type Selection-Calc. Pack Size	Typical	10 V
UNAME	Name		30 V

Attribute Name	Explanation	Value of Base Instance	Length Type
USERID	Enterprise User ID: A valid eight-character alphanumeric User ID that identifies the CM user. This must be the enterprise User ID that is already administered and authenticated by security software at your site. Eight-character CM User ID.		8 V
ZCONFIG	Collect Hardware Information [Y/N]: Specify Y to allow hardware auditing information to be collected from the user's desktop. Specify N, and you will not be able to audit hardware assets. Note that this attribute value does not specify what is audited on a Radia user's desktop, only that it can be.	Y	1 V
ZDLIMIT	Maximum Disk Space	0	11 V
ZGRPINFO	Gather Group Membership Information [Y/N]	N	1 V
ZOBJPFUE	Free Unused Pool Elements	Y	1 V
ZOBJPTCH	Perform Patching [Y/N]	N	1 V
ZPRIORIT	Execute Priority: For multiprocessing platforms, establishes the priority at which the CM agent connect process will execute Create methods. Numeric value between 1 and 99.	000	3 V
ZSETMSGA	Send Message to Audit Resource: If you insert (Y) in the ZAUDIT attribute (above), this value will determine the auditing process frequency: HOURLY, DAILY, MONTHLY.	DAILY	8 V
ZSHOW	Display Status Indicator [Y/N]: Enables or disables batch indicator bars. Y = Display batch indicator bars. N = Do not display batch indicator bars.	N	1 V
ZTIMEO	Client Time-out (seconds): Time that the CM agent will wait for CM Configuration Server response, before the CM agent program is deactivated (timed out). Numeric value between 0 and 240 (in seconds).	240	3 V
ZTRACE	Trace On or Off [Y/N]: Enables log to include communications buffer information; also generates unique logs for create methods. Y = Trace on N = Trace off	N	1 V

Attribute Name	Explanation	Value of Base Instance	Length Type
ZTRACEL	Trace Log Level [0-999]: Level of tracing generated in the client log files. 0 = none 40 = acceptable for most activity 999 = maximum	040	3 V
ZVERDT	Verify Desktop [Y/N]: Use this variable to verify that user has all of his links and desktop settings. Y = Verify desktop, registry, and ini files N = Do not verify	Y	1 V

Workgroups (WORKGRP) Class


File:	PRIMARY	Description:	Use to group subscribers into functional groups. For example, a project team may be made up of subscribers from several different departments.
Domain:	POLICY		
Class:	WORKGRP		
Icon:		Can connect to:	COUNTRY, DEPT, ZSERVICE, STAGER, HTTP, MULTICAST

Table 60 WORKGRP Class Attribute Reference

Attribute Name	Explanation	Value of Base Instance	Length Type
ALWAYS	Offers: Class connections determine the path of resolution of an agent's desired state. An _ALWAYS_ class connection is always resolved.		50 C
ALWAYS	Utility Resolution Method: Any method you specify for this attribute is unconditionally executed by CM when this instance is resolved. A valid method name, for example, ZSYSTEM.ZMETHOD. PUT_ZERROR_HIST.		50 M
NAME	Friendly Name		80 V
ZSTOP	Stop Resolution Expression: Expressions evaluating to "true" in ZSTOP attributes cause resolution of the instance to be skipped. If left blank, the instance is not skipped, and resolution continues. This is useful for assigning a version to a specific set of users. Use the CM-CSDB Editor to set this attribute.		255 E

8 The SOFTWARE Domain

The SOFTWARE Domain contains information about the software being managed and the methods used to deploy the software. Refer to the *CM Application Manager Guide* or the *CM Application Self-service Manager Guide* for more information.

Alert/Defer (ALERTDEF) Class


File:	PRIMARY	Description:	Use an instance of the ALERTDEF Class to define an application alert message or deferral.
Domain:	SOFTWARE		
Class:	ALERTDEF		
Icon:		Can connect to:	ZSERVICE

Table 61 ALERTDEF Class Attribute Reference

Attribute Name	Explanation	Value of Base Instance	Length Type
ALERTMSG	Alert Message (! = High Priority) An exclamation point (!) preceding "Service Alert Message" denotes a high priority message.		100 V
DM	Alert Mode [I/U/B] Set to I for Install. Set to U for Update. Set to B for either Install or Update.	B	1 V
DN	Number of deferrals allowed Maximum number of deferrals allowed before the action specified in DM (Alert Mode) is taken.	0	2 V
DT	Network Threshold Network bandwidth threshold in bytes.	86000	12 V
DBT	Below Threshold Alert Size (bytes)	50000	12 V
DAT	Above Threshold Alert Size (bytes)	0	12 V
DTO	Alert Timeout (in seconds) Specify in seconds the amount of time to display the Defer Alert dialog box. After the timeout is reached, the action specified in the DA (Action on timeout) variable, will be taken.	120	4 V
DA	Action on timeout Cont/Defer [C/D] Specify C to continue with the specified action if the subscriber does not respond to the defer alert dialog box by the value specified in the DTO (Alert Timeout). Specify D to defer the specified action.	C	1 V

Attribute Name	Explanation	Value of Base Instance	Length Type
DI	Allow Install Deferral up to [DATE] After this date is reached, the option to defer installation will no longer be available. The application will be installed. This should be in the format YYYYMMDD.	NA	20 V
DU	Allow Update Deferral up to [DATE] After this date is reached, the option to defer installation will no longer be available. The application will be updated. This should be in the format YYYYMMDD.	NA	20 V
NAME	Friendly Name Friendly Name for the instance.	Default	80 V
DEPOPTNS	Defer Options (Do Not Modify) This attribute is used to resolve the values of the other attributes of this class. <i>Do not modify.</i>	&(DM),&(DN),&(DT), &(DBT),&(DAT),& (DTO),&(DA),&(DI), &(DU)	12 V

Application (ZSERVICE) Class


File:	PRIMARY	Description:	Use an instance of the ZSERVICE Class to define an application and its characteristics to CM. An instance of the ZSERVICE Class always includes the resource files that comprise it.
Domain:	SOFTWARE		
Class:	ZSERVICE		
Icon:		Can connect to:	PACKAGE, FILE, BEHAVIOR, DIALOG, DEPT, WORKGRP, TIMER, VGROUP, STAGER, HTTP, EXECUTE, ZSERVICE, PDACONFIG

Table 62 ZSERVICE Class Attribute Reference

Attribute Name	Explanation	Value of Base Instance	Length Type
ALWAYS	Contains Class connections determine the path of resolution of an agent's desired state. An _ALWAYS_ class connection is always resolved.		50 C
ALWAYS	Contains An _ALWAYS_ class connection is always resolved. An Includes connection is used to express inter-package relationships.		50 I
ALWAYS	Utility Resolution Method Any method you specify for this attribute is unconditionally executed by CM when this instance is resolved. A valid method name, for example, ZSYSTEM.ZMETHOD. PUT_ZERROR_HIST.		51 M
ADAPTIVE	Auto Adaptability [Y/N] Indicates whether the installed package is dependent on client settings that must be monitored periodically. If the settings change, the client must reconnect to the CM Configuration Server to get new or different components. Useful for plug-and-play services.		1 V
AUTHOR	Author Name Name of the author of the service that appears in the properties for the service in the Service List.		50 V
BDELETE	Service Pre-Delete Method Method to run before deleting the service.		100 M

Attribute Name	Explanation	Value of Base Instance	Length Type
BREPAIR	Service Pre-Update Method Method to run before updating the service.		100 M
BUPDATE	Service Pre-Repair Method Method to run before repairing the service.		100 M
CACHE	App Element Caching [Y/N]	N	1 V
CACHELIM	Percent Disk Limit for Cache Cache limit, which is defined as the percentage of used drive space. Type a number between 000 and 100. Note: Used for Windows Installer applications only. If the percentage of used space is greater than the cache limit, then all of the cached files for the product are removed and the cache folder is deleted. This is checked after every file is cached on the disk.	000	3 V
CACHELOC	CACHE Location on Client <i>For Windows Installer applications only.</i> Location of the folder on the agent computer that is used to cache the compressed application files needed for the product. CM support for Windows Installer tags the PRODGUID value to this value to create the folder. For example, If CACHELOC=c:\progra~1\HP , and PRODGUID = 12345_XXXX\cache , the cache folder would be: c:\progra~1\HP\12345_XXXX\cache. Note: The folder name \cache is automatically appended to PRODGUID. If you are not deploying a Windows Installer-enabled application, the files will be cached in IDMDATA.	_UNDEF_	254 V
CATGROUP	Catalog Group Name Type a name for the catalog to be displayed to subscribers when they click Properties in the CM Application Self-service Manager user interface.		30 V
COMPSize	Application Size – Compressed The size of the compressed application displayed to the subscribers when they click Properties in the CM Application Self-service Manager user interface. Cumulative value of the COMPSize defined in the PACKAGE Class.		12 V

Attribute Name	Explanation	Value of Base Instance	Length Type
DELDATE	Delete Date Indicates when the application was removed (in local time) from the agent computer. The CM agent manages and maintains this attribute.		32 V
DESCRIPT	Application Description Description of the service that appears in the properties for the service in the Service List. Value is set initially in the Long Description field in the New Application Wizard (used to create a service).		100 V
ERTYPE	Event Reporting Method [O/E/X] Set on the CM Configuration Server, this sends an APPEVENT object to the CM Configuration Server. O = Object Currently supports object format only.	O	1 V
EVENTS	Events to Report Indicates which events to report on. Event to report on: AI = Application Install AD = Application De-install AU = Application Update AR = Application Repair AV = Application Verify VA = Version Activation VD = Version Deactivation What (about the event) to report on: S = Success F = Failure B = Both Success and Failure N = None	AI=B AD=B AU=B AR=B AV=F VA=B VD=B	50 V
INSTDATE	Installed Date Indicates when the application was installed (in local time) on the agent computer. The CM agent manages and maintains this attribute. The date is in text form, as in: Jan 28, 1998 16:10:00.		32 V
ITEMS	Number of Component Instances Cumulative numeric value of the component instances of all the attached packages. (See ITEMS from PACKAGE Class.)		7 V
LREPAIR	Local Repair [Y/N] Enables local repair of broken applications. If an application is broken because of missing files, the files (stored locally) can be used to repair the application.		1 V

Attribute Name	Explanation	Value of Base Instance	Length Type
MCELIBL	Service Multicast Eligible [Y/N] Indicates if the application is eligible for multi-casting.	Y	1 V
NAME	Friendly Name Friendly name for the service. This appears in the properties for the service in the Service List.		80 V
OWNER	Application Contact Package owner, as documented by the CM Admin Publisher.		50 V
PRICE	Price Type the price of an application to be displayed to subscribers when they click Properties in the CM Application Self-service Manager user interface.		10 V
PUBDATE	Published Date of Service Date service was published.		32 V
REBOOT	Install/Update/Delete/Version Change Used to restart the agent computer after the service is installed. Event to report on: AI = Install AD = Deinstall AU = Update AR = Repair AV = Verify Type of reboot: S = Soft Boot (Default of type Y panel.) H = Hard Boot (Default of type A panel.) N = None Type of panel: Q = No panel. A = OK button only. Y = OK and Cancel button. Type of connect: None specified: Reboot on Machine connect (context = m). U = reboot on user connect only (context = u). MU = reboot when both machine and user parts of the service have been installed. Example: AI=S performs a soft boot on application installation.		64 V
RECONFIG	Reconfiguration Enabled [Y/N] Indicates whether an application can be relocated after it has been installed.		1 V

Attribute Name	Explanation	Value of Base Instance	Length Type
REMOVAL	<p>Un-Managed Behavior [A/D/U] Controls removal of the service.</p> <p>If ZVCMO is set to M, set REMOVAL to:</p> <p>A = Abandon (deletes the objects, but not the components)</p> <p>D = Delete (deletes the objects and components)</p> <p>If ZVCMO is set to O, set REMOVAL to:</p> <p>A = Abandon (deletes the objects, but not the components)</p> <p>D = Delete (deletes the objects and components)</p> <p>U = Unmanage (does not delete the objects or components)</p>	D	1 V
RSTRSIZE	<p>Download Restart Threshold (in bytes) Use the RSTRSIZE attribute in the appropriate ZSERVICE Class instance to control which files are enabled for check point restart based on the amount of data being downloaded (in bytes). This is for Windows Installer-Enabled Applications (MSI)</p>	0	11 V
RUNDLG	<p>Dialog Processing [Y/N] Specifies whether to enable processing of dialog boxes during the installation of the service.</p>	N	1 V
SCHEDOK	<p>Update Schedule Locally [Y/N] Specifies whether the subscribers are allowed to change the update schedule for the service locally.</p> <p>Y = Subscriber is allowed to change the schedule.</p> <p>N = CM Configuration Server controls the update schedule.</p>		1 V
SIZE	<p>Application Size – Uncompressed The size of the uncompressed application displayed to the subscribers when they click Properties in the CM Application Self-service Manager user interface.</p>		12 V
THROTYPE	<p>[ADAPTIVE/RESERVED/NONE/] Type of Bandwidth throttling to use.</p> <ul style="list-style-type: none"> • Set to ADAPTIVE to yield to other services that are using the network. • Set to RESERVED to allow for a specific reservation of the bandwidth. It is the maximum percentage of network bandwidth to use. • Set to NONE for no bandwidth throttling, and use the maximum available bandwidth. NONE is the default. 		8 V

Attribute Name	Explanation	Value of Base Instance	Length Type
UIOPTION	<p>Progress Indicator [NONE/FULL/INFO] Controls whether the status window appears.</p> <p>NONE = No interface appears.</p> <p>FULL = Interface appears and Cancel button is available.</p> <p>INFO = Interface appears with no option to cancel.</p>		4 V
UPDDATE	<p>Upgrade Date (Programmatic) Stores the date when the file was updated on the CM Configuration Server.</p>		32 V
UPGDATE	<p>When Application was Upgraded Stores the date when the application was last upgraded (in local time) on the agent computer. This value is set by the CM subscriber after the dialogs have been installed. This date can be used for reporting purposes. The date is in text form, as in: Jan 28, 1998 16:10:00.</p>		32 V
URL	<p>WEB URL Name Address of a Web page where the subscriber can find additional information about the service.</p>		100 V
VENDOR	<p>Vendor Name Name of the vendor of the service.</p>		24 V
VERDATE	<p>Verified Date of Service Indicates when the application was last verified (in local time) on the agent computer. The CM agent manages and maintains this attribute.</p>		32 V
VERSION	<p>Version Description Version of the software. This appears in the properties for the service in the Service List.</p>		50 V

Attribute Name	Explanation	Value of Base Instance	Length Type
ZAVIS	<p>Available, Verified, Installed, Sync F The CM agent manages and maintains this attribute to show the different states of the application in the Service List. Y = Yes N = No X = Unknown The four states are: Available indicates whether a service is available from the CM Configuration Server. Verified indicates whether a service has been verified. Installed indicates whether the service has been installed. Synchronized indicates whether the installed service has all of the latest changes from the CM Configuration Server.</p>	YXNX	4 V
ZBITARCH	<p>Target Bit Architecture [/32/64]</p> <ul style="list-style-type: none"> • Set to 32 to deploy to 32-bit architectures. • Set to 64 to deploy to 64-bit architectures. • Set to blank to deploy to all architectures. 		8 V
ZBWAPCT	<p>Adaptive Percentage Adaptive minimum percentage of bandwidth used when using bandwidth throttling.</p>		3 V
ZBWPCT	<p>Reserved Percentage Reserved maximum percentage bandwidth used when using bandwidth throttling.</p>		3 V
ZCONTEXT	<p>Component Context [M/U]</p>		8 V
ZCREATE	<p>Service Installation Method CM-supplied method or fully qualified, user-defined method.</p>		100 M
ZDELETE	<p>Service Delete Method CM-supplied method or fully qualified, user-defined method.</p>		100 M
ZDISCONN	<p>Disconnect on Install [Y/N] Allows the client to disconnect from the CM Configuration Server if there is an open session with the CM Configuration Server. Y = Disconnects the client from the CM Configuration Server. N = Does not disconnect from the client from the CM Configuration Server.</p>	Y	1 V

Attribute Name	Explanation	Value of Base Instance	Length Type
ZINIT	Service Initialization Method A fully qualified, user-defined method.		100 M
ZREPAIR	Service Repair Method Name of the method to repair the service.		100 M
ZSTOP000 to ZSTOP002	Stop Resolution Expression Expressions evaluating to "true" in ZSTOP attributes cause resolution of the instance to be skipped. If left blank, the instance is not skipped, and resolution continues. This is useful for assigning a version to a specific set of users. Use the CM-CSDB Editor to set this attribute.		100 E
ZSTOP999	Stop Unless Radia Connect		50 E
ZSVCCAT	Service Visible in Catalog? [Y/N]		1 V
ZSVCCSTA	Service Status on Client (999) Status code for the service that leads you to the reason why files for a service may not be deployed correctly. 000 = All actions for service completed. 008 = At least one resource had a writer error. 014 = No disk space for at least one resource. 015 = ZDLIMIT exceeded for at least one resource. 024 = A method timed out. 036 = A create method set ZBRC>7. 900 = Not all files were verified. No work done for service.	999	3 V
ZSVCMO	Mandatory/Optional Service [M/O/MO/OM] Indicates whether the service is mandatory or optional on the CM agent. If you are using CM Application Manager <i>and</i> CM Application Self-service Manager, you could also specify mandatory and then optional, MO , or optional then mandatory, OM . The first character indicates how the application should be handled before installation. The second character indicates how the application should be handled after installation.	0	1 V
ZSVCMODE	Application Context [M/U/MU] Specifies whether the service is to be installed in the Machine, User, or Multi-user context. M = Machine U = User MU = Multi-user		2 V
ZSVCSNAME	Service Name/Description	Unknown Service	24 V

Attribute Name	Explanation	Value of Base Instance	Length Type
ZSVCPRI	<p>Service Create Ordering [01-99] Enables you to specify a priority level for this service. If disk space on the agent desktop is not available, services will be downloaded based on the priority level set here.</p> <p>01 = Highest priority 10 = Default value 99 = Lowest priority</p>		2 V
ZSVCTTYP	<p>Application Target Type [A/S] Indicates which CM agent will receive this application.</p> <p>A = Application Manager S = Application Self-service Manager</p>		2 V
ZSYSACCT	<p>Install Under System Account [Y/N] Specifies whether to install the service under the system account or the user's account.</p> <p>Y = The application is installed using the system rights. N = The application is installed using the rights of the user who is logged on.</p>	Y	1 V
ZUPDATE	<p>Service Update Method CM-supplied method or fully qualified, user-defined method.</p>		130 M
ZVERIFY	<p>Service Verify Method</p>		100 M

Application Packages (PACKAGE) Class

File: PRIMARY **Description:** The PACKAGE Class contains an instance with associated references used to identify an application component model. An administrator uses the CM Admin Publisher to create a package instance.

Domain: SOFTWARE

Class: PACKAGE


Icon:  **Can connect to:** DESKTOP, FILE, PATH, MSIFEATURES, MSI, PACKAGE, PDACONFIG, REGISTRY

Table 63 PACKAGE Class Attribute Reference

Attribute Name	Explanation	Value of Base Instance	Length Type
ALWAYS	Connect to Class connections determine the path of resolution of an agent's desired state. An _ALWAYS_ class connection is always resolved.		50 C
ALWAYS	Package Includes Class connections determine the path of resolution of an agent's desired state. An _ALWAYS_ class connection is always resolved.		50 C
BEHAVIOR	Behavior Includes connection to BEHAVIOR Class instances		255 I
COMPSize	Package Compressed Resource Size Compressed size of package (in bytes).		12 V
DESCRIPT	Application Description Description of the service that appears in the properties for the service in the Service List. Value is set initially in the Long Description field in the New Application Wizard (used to create a service).		255 V
DESKTOP	Desktop Includes connection to DESKTOP Class instances.		255 I
FILE	File Includes connection to FILE Class instances.		255 I

Attribute Name	Explanation	Value of Base Instance	Length Type
INCLUDES	Package Includes Generic Includes connection.		50 I
ITEMS	Number of Component instances Number of component instances in a package at time of publishing.		7 V
NAME	Friendly Name		80 V
OWNER	Application Contact Package owner, as documented by the CM Admin Publisher.		80 V
PATH	Path Includes connection to PATH Class instances.		255 I
PKGNAME	Package Name		80 V
REGISTRY	Registry Includes connection to REGISTRY Class instances.		255 I
RELEASE	Package Release Release level of the package, as documented by the CM Admin Publisher.		80 V
REQUIRES	Required Package Level Generic Requires connection.		80 R
SIZE	Package Resource Size– Uncompressed Size of package (in bytes).		12 V
UNIXFILE	UNIX File Includes connection to UNIXFILE Class instances.		255 I
ZBITARCH	Target Bit Architecture [/32/64] <ul style="list-style-type: none"> Set to 32 to deploy to 32-bit architectures. Set to 64 to deploy to 64-bit architectures. Set to blank to deploy to all architectures. 	_UNDEF_	8 V
ZSTOP000 to ZSTOP003	Stop Resolution Expression Expressions evaluating to "true" in ZSTOP attributes cause resolution of the instance to be skipped. If left blank, the instance is not skipped, and resolution continues. This is useful for assigning a version to a specific set of users. Use the CM-CSDB Editor to set this attribute.		255 E

Auto Run (EXECUTE) Class


File:	PRIMARY	Description:	An instance of the EXECUTE Class defines a file, or a group of files, that will be launched after an application has been installed on the agent desktop.
Domain:	SOFTWARE		
Class:	EXECUTE		
Icon:		Can connect to:	

Table 64 EXECUTE Class Attribute Reference

Attribute Name	Explanation	Value of Base Instance	Length Type
ARGUMENT	Arguments passed to the program Stores the arguments that have to be passed to the program to be launched.		255 V
EXECPATH	Fully qualified executable name Stores the fully qualified name of the executable to be launched after an application install.		255 V
WORKDIR	Starting Directory Stores the name of the directory/folder from which the executable is started.		255 V
ZCREATE	Create Method Stores the CM method name that is used to create a list of programs that need to be executed after an application is installed.	EXECUTE	50 M
ZDELETE	Delete Method CM-supplied method or fully qualified, user-defined method.	EXECUTE	50 M
ZVERIFY	Verify Method	EXECUTE	50 M

Behavior Services (BEHAVIOR) Class

File: PRIMARY **Description:** Defining an instance of the BEHAVIOR Class lets you define a file, or a group of files, to include in an application service. An instance of this class lets you specify such characteristics about the file as the file's name, size, and date stamp.

Domain: SOFTWARE

Class: BEHAVIOR


Icon:  **Can connect to:** PACKAGE

Table 65 BEHAVIOR Class Attribute Reference

Attribute Name	Explanation	Value of Base Instance	Length Type
ALWAYS	Connect to Class connections determine the path of resolution of an agent's desired state. An _ALWAYS_ class connection is always resolved.		50 C
CMPMD5	Compressed File MD5 Signature	_UNDEF_	32 V
FILEMD5	File MD5 Signature	_UNDEF_	32 V
LOCATION	Location		255 V
NAME	Friendly Name Name that appears in the CM-CSDB Editor for this class.		80 V
OBJGUID	Instance GUID Object Global Unique Identification – <i>for future use.</i>	_UNDEF_	32 V
ZCMPKEY	Compression Key Not used.		80 V
ZCMPSIZE	Compressed File Size From promotion process if the compressed file option was selected. The size of the compressed file.		11 V

Attribute Name	Explanation	Value of Base Instance	Length Type
ZCREATE	Method to Install Behavior Name of method to install a resource file. CM-supplied method or fully qualified, user-defined method.		50 M
ZDELETE	Method to De-install Behavior CM-supplied method or a fully qualified, user-defined method.	EDMREMF	50 M
ZFILEUPD	Client File Update/Add Method If a file has been updated by an administrator, this method will be executed. CM-supplied method or fully qualified, user-defined method.		50 V
ZINIT	Resource Initialization Method CM-supplied method or a fully qualified, user-defined method.		50 M
ZOPENERR	Client Method on File Open Error CM-supplied method or a fully qualified, user-defined method.	EDMLKM	50
ZRSCCFIL	Behavior File Name Specific file to be distributed. A generic pattern (a wildcard character, such as *) or an explicit file name.		255 V
ZRSCCKPT	Resource Checkpoint: Not used. Replaced by ZRSCRSTR.		1 V
ZRSCCONF	Confirm File Download [Y/N] Y enables you to confirm that the resource was downloaded.	N	1 V
ZRSCCRC	Resource CRC From the promotion process if the CRC option was selected. Eight-character calculated hexadecimal value.		8 V
ZRSCCSTA	Client File Status Resource status code. 000 = Successfully downloaded 001 = Data can be found in EDMDATA directory 004 = Resource with no data 008 = Could not create the file 009 = No disk space for file (ZRSCMO=O) 010 = ZDLIMIT was exceeded (ZRSCMO=O) 011 = No data in Radia for resource 014 = No disk space (ZRSCMO=M) 015 = ZDLIMIT was exceeded (ZRSCMO=M) 024 = Time-out waiting for method. 036 = A method was set ZBRC>7 999 = No work done for resource	999	3 V

Attribute Name	Explanation	Value of Base Instance	Length Type
ZRSCDATE	Behavior Date Stamp Date stamp on resource file from promote process. A value up to eight digits long.		8 V
ZRSCMDAT	Manager Stores Data [Y/N]	Y	1 V
ZRSCMMEM	PDS Member Name PDS where resource actually resides. PDS name where resource resides in Manager (MVS only).		8 V
ZRSCMO	Mandatory/Optional [M/O]	M	1 V
ZRSCNAME	Behavior Name Name or description of resource. Valid name of resource to distribute to the CM agent.	&ZRSCCFIL	30
ZRSCOBJN	Persistent Object Name The name of the in-storage object. Valid only when the ZLOCMGR location is STORAGE.		8 V
ZRSCPRI	Create Sequence Priority Enables you to specify a priority level for this resource. If disk space on the client desktop is not available, resources will be downloaded based on the priority set here. 01 = Highest priority 10 = Default value 99 = Lowest priority	10	2 V
ZRSCRASH	DOS File Attribute [R/A/S/H] Enables you to specify file attributes for a resource. Read-only Archive System Hidden.		4 V
ZRSCRSTR	Restart [Y/N] You can either restart a download process at the point it was interrupted (Yes), or resend the entire object (No).	N	3 V
ZRSCSIZE	Behavior Size Byte count of resource file from promote process. A value up to 11 digits long.		11 V
ZRSCSRC	Resource Source, i.e., Publisher		20 V
ZRSCSRC	Resource Source		1 V

Attribute Name	Explanation	Value of Base Instance	Length Type
ZRSCSTYP	Server File Type [BINARY/TEXT] File format for file download: Binary, Text, or Object.	BINARY	8 V
ZRSCSVRB	Version Skip Rebuild Flag [Y/N] Enables you to skip the reactivation of version resources if the version is already active. Y = Skip the rebuilding of version resources N = Rebuild version resources	Y	1 V
ZRSCTIME	Behavior Time Stamp Time stamp on resource file from promote process.		8 V
ZRSCVERS	Resource Version - From Promote Version number of resource from promotion process.		12 V
ZRSCVRFY	Verify Resource File on Connect Verifies the file statistics of a resource file on the desktop during each CM agent connect process. If you are deploying versioned resources, this attribute is ignored. The rules for the E(xist) flag apply to both CM- and non-CM distributed files. (For example, a CM-managed application file or CONFIG.SYS file.) Thus, you must specify Y or N for an existing file to be distributed. Y = The file will be distributed if one or more of the following conditions is met: — The file has not been distributed before. — The date, time, or size of the file has changed. — The file was re-promoted. N = The file will be distributed if: — The file has not been distributed before. Or, — The file was re-promoted. E = The file will be distributed only if it does not currently exist on the desktop. M = Reserved for CM maintenance files. During the last step of the connect, the file is moved from the EDMDATA subdirectory to its proper location. Example: can be used to update EDMGETRS.EXE.	Y	1 V
ZUPDATE	Client Instance Update Method If an object (resource instance) has been updated by an administrator, this method will be executed.		50 M

Attribute Name	Explanation	Value of Base Instance	Length Type
ZUSERID	Admin ID		30 V

Class Defaults (METACLAS) Class


File:	PRIMARY	Description:	An instance of the METACLAS Class defines prerequisites.
Domain:	SOFTWARE		
Class:	METACLAS		
Icon:		Can connect to:	PACKAGE

Table 66 METACLAS Class Attribute Reference

Attribute Name	Explanation	Value of Base Instance	Length Type
ALWAYS	Connect to Class connections determine the path of resolution of an agent's desired state. An _ALWAYS_ class connection is always resolved.		50 C
CCREATE	Client Install Method		128 V
CDATAUPD	Client File Update/Add Method		128 V
CDELETE	Client De-install Method		128 V
CERROR	Client Error Method		128 V
CINIT	Client Initialization Method		128 V
COPENERR	Client Method on File Open Error		128 V
CUPDATE	Client Update Method		128 V
CVERIFY	Client Verify Method		128 V
NAME	Friendly Name		80 V

Desktop (DESKTOP) Class

File: PRIMARY **Description:** Instances of this class specify those resources which are icons appearing in the Windows environment. The attributes of this class also specify the properties of the CM resources. Some of the icons could store just-in-time executables, which would be updated by connecting to the CM Configuration Server before they are run.

Domain: SOFTWARE

Class: DESKTOP


Icon:  **Can connect to:** CATALOG, ZSERVICE

Table 67 **DESKTOP Class Attribute Reference**

Attribute Name	Explanation	Value of Base Instance	Length Type
ALWAYS	Connect to Class connections determine the path of resolution of an agent's desired state. An _ALWAYS_ class connection is always resolved.		50 C
JITARGS	Application Manager Arguments Stores the arguments to be passed to the just-in-time executable.		255 V
JITLNK	Application Manager Installation [Y/N]		1 V

Attribute Name	Explanation	Value of Base Instance	Length Type
JITPATH	<p>Application Manager Path</p> <p>Stores the fully qualified name of the just-in-time executable.</p> <p>Should be a fully qualified path name with the drive and directory. If the directory name contains embedded spaces then the whole value should be in double quotes, e.g., "c:\program files\HP\test.exe".</p>		255 V
MACHUSER	Machine User		32 V
NAME	Friendly Name		80 V
VERIFY	Verify [Y/E/N]		1 V
ZCONTEXT	Component Context		8 V
ZCREATE	<p>Method to Create Link</p> <p>CM-supplied method or fully qualified, user-defined method.</p>	RADCLNK	50 M
ZDELETE	<p>Method to Delete Link</p> <p>CM-supplied method or fully qualified, user-defined method.</p>	RADDLNK	50 M
ZINSTALL	<p>Method CLNK Processing [Y/N]</p> <p>Stores if the links/icons have to be installed.</p>		1 V
ZOBJPRI	Priority [09-99]	60	2 V
ZPUBVER	Publisher Version	_UNDEF_	8 V

Attribute Name	Explanation	Value of Base Instance	Length Type
ZRSCLFIL	Link Path Stores the fully qualified name for the link. The links are usually created in the Windows folder, which might appear in different drives for different users. The Windows system directory is usually stored in the ZMASTER object in ZWINDRV & ZWINDIR variables. A special variable, \$NTUSER\$, can be used to distinguish between different user directories. This variable is interpreted by the EDMCLNK create method to store the value of the current user.		255 V
ZRSCMO	Mandatory/Optional [M/O]	o	1 V
ZSTATUS	Client Status	999	3 V
ZW95ARGS	Command Line Parameters Stores the arguments to be passed to the executable specified in the ZW95PATH field.		255 V
ZW95DESC	Icon Description A brief description for the icon/link.		60 V
ZW95HOTK	Hot Key Assigned by MS Windows		12 V
ZW95ICON	Icon File		128 V
ZW95INDX	Index of Icon		60 V
ZW95PATH	Command Line Stores the name of the executable associated with this icon/link.		128 V
ZW95SHOC	Visibility Flag [00000000/00000001]	00000001	8 V

Comment [JGM3]: Are these all for win 95? TR – still in

Attribute Name	Explanation	Value of Base Instance	Length Type
ZW95WDIR	<p>Working Directory Stores the starting directory for the program associated with the icon or link.</p> <p>Should be a fully qualified path name with the drive and directory. If the directory name contains embedded spaces then the whole value should be in double quotes, e.g., "c:\program files\HP".</p>		50 V

Dialog Services (DIALOG) Class

File: PRIMARY **Description:** Defining an instance of the DIALOG Class lets you define an install process for an application and its characteristics to CM. An instance of the DIALOG Class always includes the resource files that comprise it, which could be either the panels or scripts. The panels and scripts are used to initiate an interactive session, to gather information pertinent to installing a particular application.

Domain: SOFTWARE

Class: DIALOG


Icon:  **Can connect to:** BEHAVIOR, INSTALL, PACKAGE, PANEL

Table 68 DIALOG Class Attribute Reference

Attribute Name	Explanation	Value of Base Instance	Length Type
ALWAYS	Connect to Class connections determine the path of resolution of an agent's desired state. An _ALWAYS_ class connection is always resolved.		50 C
ALWAYS	Utility Resolution Method Any method you specify for this attribute is unconditionally executed by Radia when this object is resolved. A valid method name, for example, ZSYSTEM.ZMETHOD. PUT_ZERROR_HIST.		51 M
AUTHOR	Author Name Name of the author of the dialogs.		50 V
CATALOG	Catalog Name The catalog name for this dialog.	&(CATALOG. CATNAME)	32 V

Attribute Name	Explanation	Value of Base Instance	Length Type
COMPSIZE	Application Size- Compressed Stores the compressed size of all the dialog components (informational). This value is filled in by the CM Admin Publisher or packager when the dialogs are stored in the CM-CSDB.		12 V
DESCRIPT	Application Description Description of the dialog that appears in the properties for the service in the Service List. Value is set initially in the Long Description field in the New Application Wizard (used to create a service).		255 V
INSTDATE	Installed Date Stores the date and time when the dialog was installed on the client desktop. This value is set by the CM subscriber after a dialog has been installed. It is useful for reporting purposes. (informational). The date is in text form, as in: Jan 28, 1998 16:10:00.		32 V
NAME	Friendly Name Stores the dialog name.		80 V
PRICE	Price		10 V
PUBDATE	Published Date of Service Date service was published.		32 V
SCHEDOK	Update Schedule Locally [Y/N] Specifies whether the subscribers are allowed to change the update schedule for the service locally. Y = Subscriber is allowed to change the schedule. N = CM Configuration Server controls the update schedule.		1 V
SIZE	Application Size - Uncompressed		12 V
UPDDATE	Upgrade Date (Programmatic) Stores the date when the file was updated on the CM Configuration Server.		12 V

Attribute Name	Explanation	Value of Base Instance	Length Type
UPGDATE	<p>When Application was Upgraded Stores the date when the application was last upgraded (in local time) on the agent computer. This value is set by the CM subscriber after the dialogs have been installed. This date can be used for reporting purposes. The date is in text form, as in: Jan 28, 1998 16:10:00.</p>		12 V
URL	<p>WEB URL Name Stores the address of a Web page, where additional information is available about this application. http://www.company_name.com</p>		255 V
VENDOR	<p>Vendor Name</p>		24 V
VERDATE	<p>Verified Date of Service</p>		32 V
ZAVIS	<p>Available, Verified, Installed, Sync F The CM agent manages and maintains this attribute to show the different states of the application in the Service List. Y = Yes N = No X = Unknown The four states are:</p> <ul style="list-style-type: none"> • Available indicates whether a service is available from the CM Configuration Server. • Verified indicates whether a service has been verified. • Installed indicates whether the service has been installed. • Synchronized indicates whether the installed service has all of the latest changes from the CM Configuration Server. 	YXNX	4 V
ZCREATE	<p>Service Installation Method CM-supplied method or fully qualified, user-defined method.</p>	50 M	
ZDELETE	<p>Service Delete Method CM-supplied method or fully qualified, user-defined method.</p>		50 M
ZINIT	<p>Service Initialization Method A fully qualified, user-defined method.</p>		50 M

Attribute Name	Explanation	Value of Base Instance	Length Type
ZSVCCONF	Confirm Service Install [Y/N] Enables you to confirm the service was downloaded.	N	1 V
ZSVCCSTA	Service Status on Client (999) Service status code. 000 = All actions for service completed 008 = At least one resource had a writer error 014 = No disk space for at least one resource 015 = ZDLIMIT exceeded for at least one resource 024 = A method timed out 036 = A create method set ZBRC>7 900 = Not all files were verified. No work done for service	999	3 V
ZSVCINST	Service Installation Date/Time		32 V
ZSVCMO	Mandatory/Optional Service [M/O/MO/OM] Indicates whether the service is mandatory or optional on the CM agent. If you are using CM Application Manager <i>and</i> CM Application Self-service Manager, you could also specify mandatory and then optional, MO , or optional then mandatory, OM . The first character indicates how the application should be handled before installation. The second character indicates how the application should be handled after installation.	M	1 V
ZSVCNAME	Service Name/Description Name of the service, e.g., VB Calculator.		24 V
ZSVCPRI	Service Create Ordering [01-99] Enables you to specify a priority level for this service. If disk space on the agent desktop is not available, services will be downloaded based on the priority level set here. 01 = Highest priority 10 = Default value 99 = Lowest priority		2 V

Attribute Name	Explanation	Value of Base Instance	Length Type
ZSVCSEL	Update Force Bypass Remove [U/F/B/R] If ZSVCMO is optional, this attribute can be Update, Force, Remove, or Bypass. Update Force Remove Bypass		1 V
ZSVCUPD	Service Update Date/Time		32 V
ZSVCVERS	Version Activation Level Version number of resources or service from the promotion process.		12 V
ZUPDATE	Service Update Method CM-supplied method or fully qualified, user-defined method.		50 M

File Resources (FILE) Class

File: PRIMARY **Description:** An instance of the FILE Class defines a file, or a group of files, to include in an application service. An instance of this class lets you specify such characteristics about the file as the file's name, size, and date stamp.

Domain: SOFTWARE

Class: FILE

Icon:  **Can connect to:**

Table 69 FILE Class Attribute Reference

Attribute Name	Explanation	Value of Base Instance	Length Type
ALWAYS	Connect to Class connections determine the path of resolution of an agent's desired state. An _ALWAYS_ class connection is always resolved.		50 C
FVERSION	File Version	_UNDEF_	30 V
LOCATION	Location Stores the location of the file. The location of the drive and directory is encapsulated in the PATH object. The value is filled by the packager/publisher and contains value of the form &P(D001ABCDEF01_12345678) , which is an indirect reference to the PATH object. The &P triggers a special kind of variable substitution which looks for the drive and directory from the PATH object.		255 V
NAME	Friendly Name		80 V
OBJGUID	Instance GUID Object Global Unique Identification – <i>for future use.</i>	_UNDEF_	32 V
PVERSION	Promote Version	_UNDEF_	30 V
SIGTYPE	File Signature Type		3 V
ZCMPKEY	Compression Key Not used.	_UNDEF_	80 V
ZCMPSIZE	Compressed File Size From promotion process if the compressed file option was selected. The size of the compressed file.		11 V

Attribute Name	Explanation	Value of Base Instance	Length Type
ZCONTEXT	Component Context		8 V
ZCREATE	Method to Install Resource CM-supplied method or fully qualified, user-defined method.		50 M
ZDELETE	Method to De-install Resource CM-supplied method or fully qualified, user-defined method.	RADREMF	50 M
ZFILEUPD	Client File Update/Add Method Method that is executed if a file has been updated by an administrator. CM-supplied method or fully qualified, user-defined method		50 M
ZINIT	Resource Initialization Method CM-supplied method or fully qualified, user-defined method.		50 M
ZOBJPATCH	Perform Patching [Y/N]	Y	1 V
ZOPENERR	Client Method on File Open Error CM-supplied method or fully qualified, user-defined method.	RADLKM	50 M
ZPUBVER	Publisher Version	_UNDEF_	8 V
ZREPAIR	Client Instance Repair Method		50 M
ZRSCCFIL	Resource File Name Specific file to be distributed. A generic pattern (a wildcard character, such as *) or an explicit filename.		255 V
ZRSCCKPT	Resource Checkpoint Not used. Replaced by ZRSCRSTR.		1 V
ZRSCCONF	Confirm File Download [Y/N] Y enables you to confirm that the resource was downloaded.	Y	1 V
ZRSCCRC	Resource CRC From the promotion process if the CRC option was selected. Eight-character calculated hexadecimal value.		8 V

Attribute Name	Explanation	Value of Base Instance	Length Type
ZRSCCSTA	Client File Status Resource status code. 000 = Successfully downloaded 001 = Data can be found in EDMDATA directory 004 = Resource with no data 008 = Could not create the file 009 = No disk space for file (ZRSCMO=0) 010 = ZDLIMIT was exceeded (ZRSCMO=0) 011 = No data in Radia for resource 014 = No disk space (ZRSCMO=M) 015 = ZDLIMIT was exceeded (ZRSCMO=M) 024 = Time-out waiting for method 036 = A method was set ZBRC>7 999 = No work done for resource	999	3 V
ZRSCDATE	Resource Date Stamp Date stamp on resource file from promote process.		8 V
ZRSCMEM	PDS Member Name PDS where resource actually resides. PDS name where resource resides in Manager (MVS only).		8 V
ZRSCMO	Mandatory/Optional [M/O]	M	1 V
ZRSCNAME	Resource Name Name or description of resource. Valid name of resource to distribute to client.	&ZRSCCFIL	30 V
ZRSCOBJN	Persistent Object Name The name of the in-storage object. Valid only when the ZLOCMGR location is STORAGE. A valid in-storage object name.		8 V
ZRSCPADM	Admin ID		30 V
ZRSCPRI	Create Sequence Priority Enables you to specify a priority level for this resource. If disk space on the client desktop is not available, resources will be downloaded based on the priority set here. 01 = Highest priority 10 = Default value 99 = Lowest priority	50	2 V
ZRSCRASH	DOS File Attribute [R/A/S/H] Enables you to specify file attributes for a resource. Read-only Archive System and/or Hidden		4 V

Attribute Name	Explanation	Value of Base Instance	Length Type
ZRSCRSTR	Restart [Y/N/R] Restart a download process at the point it was interrupted (Y), or resend the entire object (No). Set to (R) to bypass Windows file caching and write directly to disk (allowing checkpoint restart to operate correctly).	N	3 V
ZRSCSIG	File Signature		32 V
ZRSCSIZE	Resource Size Byte count of resource file from promote process.		11 V
ZRSCSRC	Resource Source, i.e., Publisher Stores the source of the resource: <ul style="list-style-type: none"> • If resource was retrieved from CM Configuration Server, the value would be M. • If resource existed on the desktop, the value would be E. • If resource was retrieved from Stager, value would be S. These values are filled in by the CM subscriber during an application installation. When the user uninstalls an application, only the files that were retrieved from the CM Configuration Server or the CM Staging Server would be deleted. The files that existed on the desktop prior to an application install would not be deleted.		20 V
ZRSCSTYP	Server File Type [BINARY/TEXT] File format for file download: Binary, Text, or Object.	BINARY	8 V
ZRSCSVRB	Version Skip Rebuild Flag [Y/N] Enables you to skip the reactivation of version resources if the version is already active. Y = Skip the rebuilding of version resources N = Rebuild version resources		1 V
ZRSCTIME	Resource Time Stamp Time stamp on resource file from promote process.		8 V
ZRSCVERS	Resource Version - From Promote Version number of resource from promotion process.		12 V

Attribute Name	Explanation	Value of Base Instance	Length Type
ZRSCVRFY	<p>Verify Resource File on Connect</p> <p>Verifies the file statistics of a resource file on the desktop during each CM agent connect process.</p> <p>If you are deploying versioned resources, this attribute is ignored.</p> <p>The rules for the E(xist) flag apply to both CM- and non-CM distributed files. (For example, a CM-managed application file or CONFIG.SYS file.) Thus, you must specify Y or N for an existing file to be distributed.</p> <p>Y = The file will be distributed if one or more of the following conditions is met:</p> <ul style="list-style-type: none"> — The file has not been distributed before. — The date, time, or size of the file has changed. — The file was re-promoted. <p>N = The file will be distributed if:</p> <ul style="list-style-type: none"> — The file has not been distributed before. Or, — The file was re-promoted. <p>E = The file will be distributed only if it does not currently exist on the desktop.</p> <p>M = Reserved for CM maintenance files. During the last step of the agent connect, the file is moved from the EDMDATA subdirectory to its proper location. Example: can be used to update EDMGETRS.EXE.</p>	Y	1 V
ZUPDATE	<p>Client Instance Update Method</p> <p>If an object (resource instance) has been updated by an administrator, this method will be executed.</p>		50 M

HTTP Proxy (HTTP) Class

File: PRIMARY **Description:**

Domain: SOFTWARE

Class: HTTP

Icon:  **Can connect to:**

Table 70 HTTP Class Attribute Reference

Attribute Name	Explanation	Value of Base Instance	Length Type
HTTPADDR	WEB Server Host		255 V
HTTPLOG	HTTP Transaction Log [Y/N]	N	1 V
HTTPNVDS	Using Novadigm HTTP Server	N	1 V
HTTPPORT	Web Server Port	80	4 V
HTTPPROXO	Use Web server if proxy fails	N	1 V
HTTPPROXP	Proxy Server Port	80	4 V
HTTPPROXY	Proxy Server Host		255 V
HTTPVDIR	Web Server Virtual Directory	/RADIADB	255 V
ZPCPROTL	Protocol [HTTP]		4 V
ZSTGOPT	Enable Staging	1	1 V

IBM AIX Packages (AIX) Class


File:	PRIMARY	Description:	AIX operating systems only.
Domain:	SOFTWARE		This class is required by the CM Native Packaging Feature of the CM Batch Publisher.
Class:	AIX		
Icon:		Can connect to:	

Table 71 AIX Class Attribute Reference

Attribute Name	Explanation	Value of Base Instance	Length Type
ALWAYS	Connect To Class connections determine the path of resolution of an agent's desired state. An _ALWAYS_ class connection is always resolved.		50 A
CMPMD5	Compressed File MD5 Signature	_UNDEF_	32 V
COMMIT	Commit Update [Y/N]	N	1 V
COREQ	AIX Package Corequisites		255 V
FILEMD5	File MD5 Signature	_UNDEF_	32 V
FORCE	Force (overwrite) installation [Y/N]	N	1 V
IFREQ	AIX Package If-Requisites		255 V
INSTREQ	AIX Package Installed Requisites		255 V
LOCATION	Location		255 V
NAME	Friendly Name	Defaults	80 V
OBJGUID	Instance GUID Object Global Unique Identification – <i>for future use.</i>	_UNDEF_	32 V

Attribute Name	Explanation	Value of Base Instance	Length Type
PKGDESC	Package Description		80 V
PREREQ	AIX Package Prerequisites		255 V
RELYONDB	Verify Error Code? [Y/N]		1 V
ZCMPSIZE	Compressed File Size From promotion process if the compressed file option was selected. The size of the compressed file.		11 V
ZCREATE	Method to Install Resource CM-supplied method or fully qualified, user-defined method.	hide nvdkit method	60 M
ZDELETE	Method to De-Install resource	hide nvdkit method	50 M
ZFILEUPD	Client File Update/Add Method		50 M
ZINIT	Resource Initialization Method		50 M
ZOPENERR	Client Method on File Open Error CM-supplied method or a fully qualified, user-defined method.		50 M
ZPERGUID	File Group Name		32 V
ZPERUID	File Owner Name		32 V
ZREPAIR	Method to Repair Resource	hide nvdkit method	60 M
ZRSCCFIL	AIX Package File Name Specific file to be distributed. A generic pattern (a wildcard character, such as *) or an explicit filename.	_BASE_INSTANCE_	255 V
ZRSCCKPT	Resource Checkpoint		1 V
ZRSCCONF	Confirm File Download [Y/N]	Y	1 V
ZRSCCRC	Resource CRC		8 V
ZRSCCSTA	Client File Status	999	3 V

Attribute Name	Explanation	Value of Base Instance	Length Type
ZRSCDATE	Resource Date Stamp – From Promote		8 V
ZRSCFLEV	Filesets + Levels		255 V
ZRSCFSET	Filesets in the Package		255 V
ZRSCMO	Mandatory/Optional on client [M/O]	M	1 V
ZRSCNAME	AIX Package Name	_BASE_INSTANCE_	255 V
ZRSCPADM	Admin ID		30 V
ZRSCPRI	Create Sequence Priority	50	2 V
ZRSCRASH	File Permissions		4 V
ZRSCRSTR	Restart [Y/N]	Y	3 V
ZRSCSIZE	Resource Size – From Promote		11 V
ZRSCSRC	Resource Source, i.e. Publisher		20 V
ZRSCSTYP	Server File Type [BINARY/TEXT]	BINARY	8 V
ZRSCSVRB	Version Skip Rebuild Flag [Y/N]		1 V
ZRSCTIME	Resource Time Stamp – From Promote		8 V
ZRSCVERS	Resource Version – From Promote		12 V
ZRSCVRFY	Verify Resource File on Connect	Y	8 V
ZSTATUS	Client Status	999	3 V
ZUPDATE	Client Instance Update Method	hide nvdkit method	60 M
ZVERIFY	Method to Verify Resource	hide nvdkit method	40 M

Install Options (INSTALL) Class


File:	PRIMARY	Description:	Defining an instance of the
Domain:	SOFTWARE		INSTALL Class lets you activate
			and configure the presentation of
			dialog panels which are used for the
Class:	INSTALL		purposes of personalizing the
			delivery of an application along with
			its associated components.
Icon:		Can connect to:	

Table 72: INSTALL Class Attribute Reference

Attribute Name	Explanation	Value of Base Instance	Length Type
APPNAME	Application Name		30 V
AUDIT	Search for Application File [Y/N]	N	1 V
COMP1SEL	Component 1 Selected [Y/N]	Y	1 V
COMP1TXT	Component 1 Description		20 V
COMP2SEL	Component 2 Selected [Y/N]	Y	1 V
COMP2TXT	Component 2 Description		20 V
COMP3SEL	Component 3 Selected [Y/N]	Y	1 V
COMP3TXT	Component 3 Description		20 V
COMP4SEL	Component 4 Selected [Y/N]	Y	1 V
COMP4TXT	Component 4 Description		20 V
COMPPIC	Components Picture (bmp)	&(WELCPIC)	12 V
COPYRITE	Copyright Text	@Copyright 1998	30 V
EULAPIC	EULA Picture (bmp)	&(WELCPIC)	12 V

Attribute Name	Explanation	Value of Base Instance	Length Type
EULATEXT	End User License Agreement Text	This software is protected by copyright laws. By accepting, you are agreeing with all terms included in the original program documentation.	200 V
IDIRNAME	Install Directory Name		100 V
IDIRPIC	Install Directory Picture (bmp)	&(WELCPIC)	12
KEYFILE	Search for File Name		12 V
NAME	Friendly Name		80 V
OPTS1SEL	Option 1 Selected [Y/N]	Y	1 V
OPTS1TXT	Option 1 Description		20 V
OPTS2SEL	Option 2 Selected [Y/N]	Y	1 V
OPTS2TXT	Option 2 Description		20 V
OPTS3SEL	Option 3 Selected [Y/N]	Y	1 V
OPTS3TXT	Option 3 Description		20 V
OPTS4SEL	Option 4 Selected [Y/N]	Y	1 V
OPTS4TXT	Option 4 Description		20 V
OPTSPIC	Options Picture (bmp)	&(WELCPIC)	12 V
SCANDRVS	Search Drives		32 V
SHOWCOMP	Show Components [Y/N]	N	1 V
SHOWEULA	Show End User License Agreement [Y/N]	Y	1 V
SHOWIDIR	Show Install Directory [Y/N]	N	1 V
SHOWOPTS	Show Options [Y/N]	N	1 V

Attribute Name	Explanation	Value of Base Instance	Length Type
SHOWTYPE	Show Install Type [Y/N]	N	1 V
SHOWUINF	Show User Info [Y/N]	N	1 V
SHOWWELC	Show Welcome (N disables all) [Y/N]	Y	1 V
TYPE1BTN	Type 1 Button Caption	Typical	10 V
TYPE1TXT	Type 1 Description	Program will be installed with the most common options. Recommended for most users.	100 V
TYPE2BTN	Type 2 Button Caption	Custom	10 V
TYPE2TXT	Type 2 Description	You may choose the options you want to install. Recommended for advanced users.	100 V
TYPE3BTN	Type 3 Button Caption		10 V
TYPE3TXT	Type 3 Description		100 V
TYPEPIC	Install Type Picture (bmp)	&(WELCPIC)	12 V
TYPESEL	Type Selection	Typical	10 V
UINF1LBL	User Info 1 Label		12 V
UINF1TXT	User Info - Text 1		30 V
UINF2LBL	User Info 2 Label		12 V
UINF2TXT	User Info - Text 2		30 V
UINF3LBL	User Info 3 Label		12 V
UINF3TXT	User Info - Text 3		30 V
UINFNAME	User Info - Name		30 V
UINFPIC	User Info Picture (bmp)	&(WELCPIC)	12 V

Attribute Name	Explanation	Value of Base Instance	Length Type
WELCPIC	Welcome Picture (bmp)	instpic.bmp	12 V
ZOBJDATA	Search Operation is Scan [SCN]	SCN	3 V
ZRSCCDIR	Search Directory	*\	255 V
ZRSCCDRV	Search Drive	&(ZMASTER.ZWINDRV)	19 V
ZRSCSTYP	Search File Type [BINARY]	BINARY	6 V

Linux RPM Packages (RPM) Class


File: PRIMARY **Description:** Linux operating systems only.
Domain: SOFTWARE This class is required by the CM
Class: RPM Native Packaging Feature of the CM
Icon:  **Can connect to:** Batch Publisher.

Table 73: RPM Class Attribute Reference

Attribute Name	Explanation	Value of Base Instance	Length Type
ALWAYS	Connect To Class connections determine the path of resolution of an agent's desired state. An _ALWAYS_ class connection is always resolved.		50 A
CMPMD5	Compressed File MD5 Signature	_UNDEF_	32 V
CONTENTS	Required Packages Included in Tar		255 V
FILEMD5	File MD5 Signature	_UNDEF_	32 V
INSTOPTS	Package Install Options		60 V
LOCATION	Location		255 V
NAME	Friendly Name		80 V
OBJGUID	Instance GUID Object Global Unique Identification – <i>for future use.</i>	_UNDEF_	32 V
PKGARCH	RPM Package Architecture		32 V
PKGEPOCH	RPM Package EPOCH		32 V
PKGNAME	RPM Package Name		32 V

Attribute Name	Explanation	Value of Base Instance	Length Type
PKGREL	RPM Package Release		32 V
PKGSUMM	RPM Package Summary		100 V
PKGVER	RPM Package Version		32 V
RELYONDB	Verify Error Code? [Y/N]		1 V
REQCMDS	Requires Commands		255 V
REQLIBS	Requires Shared Libraries		255 V
REQPKGS	Requires Package		255 V
VRFOPTS	Package Verify Options		60 V
ZCMPSIZE	Compressed File Size From promotion process if the compressed file option was selected. The size of the compressed file.		11 V
ZCREATE	Method to Install Resource CM-supplied method or fully qualified, user-defined method.	hide nvdkit method	60 M
ZDELETE	Method to De-Install resource	hide nvdkit method	50 M
ZFILEUPD	Client File Update/Add Method		50 M
ZINIT	Resource Initialization Method		50 M
ZOPENERR	Client Method on File Open Error CM-supplied method or a fully qualified, user-defined method.	RADLKM	50 M
ZPERGUID	File Group Name		32 V
ZPERUID	File Owner Name		32 V
ZREPAIR	Method to Repair Resource	hide nvdkit method	60 M

Attribute Name	Explanation	Value of Base Instance	Length Type
ZRSCCFIL	RPM Package File Name Specific file to be distributed. A generic pattern (a wildcard character, such as *) or an explicit filename.	_BASE_INSTANCE_	255 V
ZRSCCKPT	Resource Checkpoint		1 V
ZRSCCONF	Confirm File Download [Y/N]	Y	1 V
ZRSCCRC	Resource CRC		8 V
ZRSCCSTA	Client File Status	999	3 V
ZRSCDATE	Resource Date Stamp – From Promote		8 V
ZRSCMO	Mandatory/Optional on client [M/O]	M	1 V
ZRSCNAME	RPM Package	BASE_INSTANCE	255 V
ZRSCPADM	Admin ID		30 V
ZRSCPRI	Create Sequence Priority	50	2 V
ZRSCRASH	File Permissions		4 V
ZRSCRSTR	Restart [Y/N]	Y	3 V
ZRSCSIZE	Resource Size – From Promote		11 V
ZRSCSRC	Resource Source, i.e. Publisher		20 V
ZRSCSTYP	Server File Type [BINARY/TEXT]	BINARY	8 V
ZRSCSVRB	Version Skip Rebuild Flag [Y/N]		1 V
ZRSCTIME	Resource Time Stamp – From Promote		8 V
ZRSCVERS	Resource Version – From Promote		12 V

Comment [JGM4]: Can this acronym change?

Comment [JGM5]: Admin Pub?

Attribute Name	Explanation	Value of Base Instance	Length Type
ZRSCVRFY	Verify Resource File on Connect	Y	8 V
ZSTATUS	Client Status	999	3 V
ZUPDATE	Client Instance Update Method	hide nvdkit method	60 M
ZVERIFY	Method to Verify Resource	hide nvdkit method	40 M

Mac Alias (MACALIAS) Class


File: PRIMARY **Description:** Mac operating systems only.
Domain: SOFTWARE Instances of this class define
Class: MACALIAS Macintosh Aliases.
Icon:  **Can connect to:**

Table 74 **MACALIAS Class Attribute Reference**

Attribute Name	Explanation	Value of Base Instance	Length Type
ALWAYS	Connect to Class connections determine the path of resolution of an agent's desired state. An _ALWAYS_ class connection is always resolved.		50 C
JITARGS	Application Manager Arguments Stores the arguments to be passed to the just-in-time executable.		255 V
JITLNK	Application Manager Installation [Y/N]		2 V
JITPATH	Application Manager Path Stores the fully qualified name of the just-in-time executable. Should be a fully qualified path name with the drive and directory. If the directory name contains embedded spaces then the whole value should be in double quotes, e.g., "c:\program files\HP\test.exe".		255 V
MACHUSER	Machine User		32 V
NAME	Friendly Name		80 V
ZCREATE	Method to Create Link CM-supplied method or fully qualified, user-defined method.	RADCALIS	50 M
ZDELETE	Method to Delete Link CM-supplied method or fully qualified, user-defined method.	RADDALIS	50 M
ZINSTALL	Method CLNK Processing [Y/N]		1 V

Attribute Name	Explanation	Value of Base Instance	Length Type
ZMACRTR	Macintosh File Creator of Alias		6 V
ZMACSRVR	Server Name of Alias Target		32 V
ZMACTRGT	Alias Target File Path		255 V
ZMACTYPE	Macintosh File Type of Alias		6 V
ZMACZONE	Network Zone of Alias Target		32 V
ZOBJPRI	Priority [00-99]	60	2 V
ZRSCAFIL	Alias Path		255 V
ZRSCMO	Mandatory/Optional [M/O]	0	1 V

Mac File Resources (MACFILE) Class

File: PRIMARY **Description:** Mac operating systems only.
Domain: SOFTWARE An instance of the MACFILE Class defines a file, or a group of files, to include in an application service. An instance of this class lets you specify such characteristics about the file as the file's name, size, and date stamp.
Class: MACFILE

Icon:  **Can connect to:**

Table 75 MACFILE Class Attribute Reference

Attribute Name	Explanation	Value of Base Instance	Length Type
ALWAYS	Connect to Class connections determine the path of resolution of an agent's desired state. An _ALWAYS_ class connection is always resolved.		50 C
LINKDEST	Symbolic Link Destination		80 V
LOCATION	Location		255 V
NAME	Friendly Name	Defaults	80 V
OBJGUID	Instance GUID Object Global Unique Identification – <i>for future use.</i>	_UNDEF_	32 V
SIGTYPE	File Signature Type		3 V
ZCMPKEY	Compression Key		80 V
ZCMPSIZE	Compressed File Size From promotion process if the compressed file option was selected. The size of the compressed file.		11 V
ZCONTEXT	Component Context		8 V

Attribute Name	Explanation	Value of Base Instance	Length Type
ZCREATE	Method to Install Resource CM-supplied method or fully qualified, user-defined method.		50 M
ZDELETE	Method to De-install Resource CM-supplied method or fully qualified, user-defined method.	RADREMF	50 M
ZFILEUPD	Client File Update/Add Method If a file has been updated by an administrator, this method will be executed. CM-supplied method or fully qualified, user-defined method.		50 M
ZINIT	Resource Initialization Method A fully qualified, user-defined method.		50 M
ZOBJPTCH	Perform Patching [Y/N]	Y	1 V
ZOPENERR	Client Method on File Open Error CM-supplied method or a fully qualified, user-defined method.		50 M
ZPERGID	File Group Name		32 V
ZPERUID	File Owner Name		32 V
ZREPAIR	Client Instance Repair Method		50 V
ZRSCCFIL	Resource File Name Specific file to be distributed. A generic pattern (a wildcard character, such as *) or an explicit filename.	_BASE_INSTANCE_	255 V
ZRSCCKPT	Resource Checkpoint		1 V
ZRSCCONF	Confirm File Download [Y/N] Y enables you to confirm that the resource was downloaded.	Y	1 V
ZRSCCRC	Resource CRC From the promotion process if the CRC option was selected. Eight-character calculated hexadecimal value.		8 V
ZRSCCSTA	Client File Status	999	3 V
ZRSCDATE	Resource Date Stamp Date stamp on resource file from promote process.		8 V
ZRSCMO	Mandatory/Optional [M/O]	M	1 V

Attribute Name	Explanation	Value of Base Instance	Length Type
ZRSCNAME	Resource Name Name or description of resource.	&ZRSCCFIL	30 V
ZRSCPADM	Admin ID		30 V
ZRSCPRI	Create Sequence Priority Enables you to specify a priority level for this resource. If disk space on the client desktop is not available, resources will be downloaded based on the priority set here. 01 = Highest priority 10 = Default value 99 = Lowest priority	50	2 V
ZRSCRASH	File Permissions		4 V
ZRSCRSTR	Restart [Y/N/R] Y to restart. Set to R to bypass Windows file caching and write directly to disk (allowing checkpoint restart to operate correctly).	Y	3 V
ZRSCSIG	File Signature		32 V
ZRSCSIZE	Resource Size Byte count of resource file from promote process.		11 V
ZRSCSRC	Resource Source, i.e., Publisher		20 V
ZRSCSTYP	Server File Type [BINARY/TEXT]	BINARY	8 V
ZRSCSVRB	Version Skip Rebuild Flag [Y/N]		1 V
ZRSCTIME	Resource Time Stamp Time stamp on resource file from promote process.		8 V
ZRSCVERS	Resource Version - From Promote Version number of resource from promotion process.		12 V

Attribute Name	Explanation	Value of Base Instance	Length Type
ZRSCVRFY	<p>Verify Resource File on Connect</p> <p>Verifies the file statistics of a resource file on the desktop during each CM agent connect process. If you are deploying versioned resources, this attribute is ignored.</p> <p>The rules for the E(xist) flag apply to both CM- and non-CM distributed files. (For example, a CM-managed application file or CONFIG.SYS file.) Thus, you must specify Y or N for an existing file to be distributed.</p> <p>Y = The file will be distributed if one or more of the following conditions is met:</p> <ul style="list-style-type: none"> — The file has not been distributed before. — The date, time, or size of the file has changed. — The file was re-promoted. <p>N = The file will be distributed if:</p> <ul style="list-style-type: none"> — The file has not been distributed before. Or, — The file was re-promoted. <p>E = The file will be distributed only if it does not currently exist on the desktop.</p> <p>M = Reserved for CM maintenance files. During the last step of the connect, the file is moved from the EDMDATA subdirectory to its proper location. Example: can be used to update EDMGETRS.EXE.</p>	Y	8 V
ZSTATUS	Client Status	999	3 V
ZUPDATE	Client Instance Update Method		50 M

Mobile File Resources (RMMFILE) Class


File:	PRIMARY	Description:	Instances of this class are created when publishing files for CM Mobile Management using the Mobile Management Publisher.
Domain:	SOFTWARE		
Class:	RMMFILE		
Icon:		Can connect to:	

Table 76 RMMFILE Class Attribute Reference

Attribute Name	Explanation	Value of Base Instance	Length Type
ALWAYS	Connect To Class connections determine the path of resolution of an agent's desired state. An _ALWAYS_ class connection is always resolved.		50 C
FVERSION	File Version	_UNDEF_	30 V
LOCATION	Location		255 V
NAME	Friendly Name	Defaults	80 V
OBJGUID	Instance GUID Object Global Unique Identification – <i>for future use.</i>	_UNDEF_	32 V
PVERSION	Promote Version	_UNDEF_	30 V
SIGTYPE	File Signature Type		3 V
UPROIMPT	User Prompt [Y/N]	N	1 V
ZAPPNAME	PDA Application Name		50 V
ZCMPKEY	Compression Key	_UNDEF_	80 V
ZCMPSIZE	Compressed File Size From promotion process if the compressed file option was selected. The size of the compressed file.		11 V

Attribute Name	Explanation	Value of Base Instance	Length Type
ZCONTEXT	Component Context		8 V
ZCREATE	Method to Install Resource CM-supplied method or fully qualified, user-defined method.		50 M
ZDELETE	Method to De-install Resource	RADREMF	50 M
ZFILEUPD	Client File Update/Add Method		50 M
ZINIT	Resource Initialization Method		50 M
ZOBJPTCH	Perform Patching [Y/N]	Y	1 V
ZOPENERR	Client Method on File Open Error CM-supplied method or a fully qualified, user-defined method.	RADLKM	50
ZPDAVERS	PDA Resource Internal Version		20 V
ZPUBVER	Publisher Version	_UNDEF_	8 V
ZREPAIR	Client Instance Repair Method		50 M
ZRSCCFIL	Resource File Name Specific file to be distributed. A generic pattern (a wildcard character, such as *) or an explicit filename.		255 V
ZRSCCKPT	Resource Checkpoint		1 V
ZRSCCONF	Confirm File Download [Y/N]	Y	1 V
ZRSCCPADM	Admin ID		30 V
ZRSCCRC	Resource CRC		8 V
ZRSCCSTA	Client file Status	999	3 V
ZRSCDATE	Resource Date Stamp – From Promote		8 V
ZRSCMEM	PDS Member Name		8 V
ZRSCMO	Mandatory/Optional on Client [M/O]	M	1 V

Attribute Name	Explanation	Value of Base Instance	Length Type
ZRSCNAME	Resource Name	&ZRSCCFIL	30 V
ZRSCOBJN	Persistent Object Name		8 V
ZRSCPRI	Create Sequence Priority	50	2 V
ZRSCRASH	DOS File Attribute [R/A/S/H]		4 V
ZRSCRSCR	Restart [Y/N]	N	3 V
ZRSCSIG	File Signature		32 V
ZRSCSIZE	Resource Size – From Promote		11 V
ZRSCSRC	Resource Source, i.e., Publisher		20 V
ZRSCSTYP	Server File Type [BINARY/TEXT]	BINARY	8 V
ZRSCSVRB	Version Skip Rebuild Flag [Y/N]		1 V
ZRSCTIME	Resource Time Stamp – From Promote		8 V
ZRSCVERS	Resource Version – From Promote		12 V
ZRSCVRFY	Verify Resource File on Connect	Y	8 V
ZUPDATE	Client Instance Update Method		50 M

MSI Basic Resources (MSIBASIC) Class

File: PRIMARY **Description:** Packages created with the CM Extensions for Windows Installer have a connection to the MSIBASIC class in the CM-CSDB. When the New Application Wizard is used to create a service from an application with one of these connections, you have the opportunity to define the MSI basic behavior methods.

Domain: SOFTWARE

Class: MSIBASIC

Icon:  **Can connect to:**

Table 77 MSIBASIC Class Attribute Reference

Attribute Name	Explanation	Value of Base Instance	Length Type
ALWAYS	Connect To Class connections determine the path of resolution of an agent's desired state. An _ALWAYS_ class connection is always resolved.		50 C
BCREATE	Method Before Install		50 M
BDELETE	Method Before De-Install		50 M
BREPAIR	Method Before Repair		50 M
BUPDATE	Method Before Update		50 M
BVERIFY	Method Before Verify		50 M
FVERSION	File Version	_UNDEF_	30 V
LOCATION	Location		255 V
NAME	Friendly Name		80 V

Attribute Name	Explanation	Value of Base Instance	Length Type
PRODGUID	MSI Product GUID		50 V
PVERSION	Promote Version	_UNDEF_	30 V
SIGTYPE	File Signature Type		3 V
ZCMPSIZE	Compressed File Size From promotion process if the compressed file option was selected. The size of the compressed file.		11 V
ZCONTEXT	Component Context		8 V
ZCREATE	Method to Install Resource CM-supplied method or fully qualified, user-defined method.		50 M
ZDELETE	Method to De-install Resource	RADREMF	50 M
ZINIT	Resource Initialization Method		50 M
ZOBJPTCH	Perform Patching [Y/N]	Y	1 V
ZOPENERR	Client Method on File Open Error CM-supplied method or a fully qualified, user-defined method.		50 M
ZREPAIR	Client Instance Repair Method		50 M
ZRSCCFIL	Resource File Name Specific file to be distributed. A generic pattern (a wildcard character, such as *) or an explicit file name.		255 V
ZRSCCRC	Resource CRC		8 V
ZRSCCSTA	Client file Status	999	3 V
ZRSCDATE	Resource Date Stamp – From Promote		8 V
ZRSCMO	Mandatory/Optional on Client [M/O]	M	1 V
ZRSCPRI	Create Sequence Priority	50	2 V
ZRSCRASH	DOS File Attribute [R/A/S/H]		4 V

Attribute Name	Explanation	Value of Base Instance	Length Type
ZRSCRSCR	Restart [Y/N]	N	3 V
ZRSCSIG	File Signature		32 V
ZRSCSIZE	Resource Size – From Promote		11 V
ZRSCSRC	Resource Source, i.e., Publisher		20 V
ZRSCSTYP	Server File Type [BINARY/TEXT]	BINARY	8 V
ZRSCTIME	Resource Time Stamp – From Promote		8 V
ZRSCVRFY	Verify Resource File on Connect	Y	8 V
ZUPDATE	Client Instance Update Method		50 M
ZVERIFY	Client Instance Verify Method		50 M

MSI Features (MSIFEATS) Class


File:	PRIMARY	Description:	An instance of the MSIFEATS Class defines MSI feature states.
Domain:	SOFTWARE		
Class:	MSIFEATS		
Icon:		Can connect to:	

Table 78 MSIFEATS Class Attribute Reference

Attribute Name	Explanation	Value of Base Instance	Length Type
ASTATES	Allowed States		100 V
DISABLED	Disabled [Y/N]		1 V
DSTATE	Default State		10 V
FEATID	Feature ID		38 V
FEATNAME	Feature Name		50 V
FEATSIZE	Feature Size		12 V
HIDE	Hide Features in CP A/R Dialog		1 V
ISTATE	Install State		10 V
OBJGUID	Instance GUID Object Global Unique Identification – <i>for future use.</i>	_UNDEF_	32 V
PARENTID	Parent Feature ID		38 V
SEQNO	Sequence Number		4 V

MSI Properties (MSIPROPS) Class


File: PRIMARY **Description:** The MSIPROPS Class stores MSI public properties and their values.
Domain: SOFTWARE
Class: MSIPROPS
Icon:  **Can connect to:**

Table 79 MSIPROPS Class Attribute Reference

Attribute Name	Explanation	Value of Base Instance	Length Type
DEFAULT	Default Property Value		255 V
DISABLED	Disabled [Y/N]		1 V
PROPNAME	Property Name		255 V
VALUE	Property Value		255 V
VERIFY	Verify Property Value [Y/N]	N	1 V

MSI Resources (MSI) Class


File: PRIMARY **Description:** Instances in this class are used to define MSI resources.
Domain: SOFTWARE
Class: MSI
Icon:  **Can connect to:**

Table 80 MSI Class Attribute Reference

Attribute Name	Explanation	Value of Base Instance	Length Type
ALWAYS	Connect to Class connections determine the path of resolution of an agent's desired state. An _ALWAYS_ class connection is always resolved.		50 C
DATAURL	Administrative Control Point		255 V
LOCATION	Location		255 V
MSIDRIVR	Use Local AIP [Y/N]		1 V
NAME	Friendly Name	Defaults	80 V
OBJGUID	Instance GUID Object Global Unique Identification – <i>for future use.</i>	_UNDEF_	32 V
ORGNAME	Organization Name		100 V
PRODGUID	MSI Product GUID	_UNDEF_	50 V
PRODVER	Product Version	_UNDEF_	10 V

Attribute Name	Explanation	Value of Base Instance	Length Type
SALVAGE	<p>Salvage Cache Files [U/M/B/N]</p> <p>Salvage existing Windows Installer-enabled content.</p> <p>U – Unmanaged application salvage. Set to U if you want to salvage content that Radia is not currently managing.</p> <p>M – Managed application salvage. Set to M to salvage content that Radia is currently managing.</p> <p>B – Both. Set to B to salvage both managed and unmanaged applications. This is useful when you have clients with resources both managed and unmanaged by Radia.</p> <p>N – No content is salvaged.</p>	N	1 V
SAVETEMP	Preserve Internet Cache [Y/N]	N	1 V
SEQNO	Feature Sequence Number		3 V
SHOWINCP	Show in CP Add/Remove	Y	1 V
SIGTYPE	File Signature Type		3 V
USERCNTL	User Controls MSI Features [Y/N]		1 V
ZCMPKEY	Compression Key		80 V
ZCMPSIZE	<p>Compressed File Size</p> <p>From promotion process if the compressed file option was selected. The size of the compressed file.</p>		11 V
ZCONTEXT	Component Context [M/U]		8 V
ZCREATE	<p>Service Installation Method</p> <p>CM-supplied method or fully qualified, user-defined method.</p>		50 M
ZDELETE	<p>Service Delete Method</p> <p>CM-supplied method or fully qualified, user-defined method.</p>	_NONE_	50 M
ZFILEUPD	<p>Client File Update/Add Method</p> <p>If a file has been updated by an administrator, this method will be executed. CM-supplied method or fully qualified, user-defined method.</p>		50 M
ZINIT	<p>Service Initialization Method</p> <p>A fully qualified, user-defined method.</p>		50 M

Attribute Name	Explanation	Value of Base Instance	Length Type
ZOBJPTCH	Perform Patching [Y/N]	Y	1 V
ZOPENERR	Client Method on File Open Error CM-supplied method or a fully qualified, user-defined method.	_UNDEF_	50 M
ZPUBVER	Publisher Version		8 V
ZREPAIR	Service Repair Method		50 M
ZRSCCFIL	Resource File Name Specific file to be distributed. A generic pattern (a wildcard character, such as *) or an explicit filename.		255 V
ZRSCCKPT	Resource Checkpoint		1 V
ZRSCCONF	Confirm File Download [Y/N] Y enables you to confirm that the resource was downloaded.	Y	1 V
ZRSCCRC	Resource CRC From the promotion process if the CRC option was selected. Eight-character calculated hexadecimal value.		8 V
ZRSCCSTA	Client File Status	999	3 V
ZRSCDATE	Resource Date Stamp Date stamp on resource file from promote process.		8 V
ZRSCMEM	PDS Member Name		8 V
ZRSCMO	Mandatory/Optional [M/O]	M	1 V
ZRSCNAME	Resource Name Name or description of resource.	&ZRSCCFIL	30 V
ZRSCOBJN	Persistent Object Name		8 V
ZRSCPADM	Admin ID		30 V

Attribute Name	Explanation	Value of Base Instance	Length Type
ZRSCPRI	<p>Create Sequence Priority Enables you to specify a priority level for this resource. If disk space on the client desktop is not available, resources will be downloaded based on the priority set here.</p> <p>01 = Highest priority 10 = Default value 99 = Lowest priority</p>	50	2 V
ZRSCRASH	DOS File Attribute [R/A/S/H]	N	4 V
ZRSCRSTR	Restart [Y/N]		3 V
ZRSCSIG	File Signature		32 V
ZRSCSIZE	<p>Resource Size Byte count of resource file from promote process.</p>		11 V
ZRSCSRC	Resource Source, i.e. Publisher		20 V
ZRSCSTYP	Server File Type [BINARY/TEXT]	BINARY	8 V
ZRSCSVRB	Version Skip Rebuild Flag [Y/N]		1 V
ZRSCTIME	<p>Resource Time Stamp Time stamp on resource file from promote process.</p>		8 V
ZRSCVERS	<p>Resource Version - From Promote Version number of resource from promotion process.</p>		12 V

Attribute Name	Explanation	Value of Base Instance	Length Type
ZRSCVRFY	<p>Verify Resource File on Connect</p> <p>Verifies the file statistics of a resource file on the desktop during each CM agent connect process. If you are deploying versioned resources, this attribute is ignored.</p> <p>The rules for the E (exist) flag apply to both CM- and non-CM distributed files. (For example, a CM-managed application file or CONFIG.SYS file.) Thus, you must specify Y or N for an existing file to be distributed.</p> <p>Y = The file will be distributed if one or more of the following conditions is met:</p> <ul style="list-style-type: none"> • The file has not been distributed before. • The date, time, or size of the file has changed. • The file was re-promoted. <p>N = The file will be distributed if:</p> <ul style="list-style-type: none"> • The file has not been distributed before. Or, • The file was re-promoted. <p>E = The file will be distributed only if it does not currently exist on the desktop.</p> <p>M = Reserved for CM maintenance files. During the last step of the connect, the file is moved from the EDMDATA subdirectory to its proper location. Example: can be used to update EDMGETRS.EXE.</p>		8 V
ZUPDATE	Service Update Method		50 M
ZVERIFY	Service Verify Method		50 M

Panel Services (PANEL) Class

File: PRIMARY **Description:** The PANEL Class contains the CM panel objects used during CM installation dialog processing. This class contains shipping dialog panel examples. Publish all custom dialog panels to this class.

Domain: SOFTWARE

Class: PANEL

Icon:  **Can connect to:**

Table 81 **PANEL Class Attribute Reference**

Attribute Name	Explanation	Value of Base Instance	Length Type
ALWAYS	Connect to Class connections determine the path of resolution of an agent's desired state. An <i>_ALWAYS_</i> class connection is always resolved.		50 C
CMPMD5	Compressed File MD5 Signature	_UNDEF_	32 V
FILEMD5	File MD5 Signature	_UNDEF_	32 V
NAME	Friendly Name	Defaults	80 V
OBJGUID	Instance GUID Object Global Unique Identification – <i>for future use.</i>	_UNDEF_	32 V
ZCMPKEY	Compression Key Not used.		80 V
ZCMPSIZE	Compressed File Size From promotion process if the compressed file option was selected. The size of the compressed file.		11 V
ZCREATE	Install Behavior CM-supplied method or fully qualified, user-defined method.		50 M
ZDELETE	Method to De-install Behavior CM-supplied method or fully qualified, user-defined method.	RADREMF	50 M

Attribute Name	Explanation	Value of Base Instance	Length Type
ZFILEUPD	Client File Update/Add Method If a file has been updated by an administrator, this method will be executed. CM-supplied method or fully qualified, user-defined method.		50 M
ZINIT	Resource Initialization Method CM-supplied method or fully qualified, user-defined method.		50 M
ZOPENERR	Client Method on File Open Error CM-supplied method or fully qualified, user-defined method.	RADLKM	50 M
ZRSCCFIL	Panel Name Specific file to be distributed. A generic pattern (a wildcard character, such as *) or an explicit filename.		255 V
ZRSCCKPT	Resource Checkpoint Not used. Replaced by ZRSCRSTR.		1 V
ZRSCCONF	Confirm File Download [Y/N] Y enables you to confirm that the resource was downloaded.	N	1 V
ZRSCCRC	Resource CRC From the promotion process if the CRC option was selected. Eight-character calculated hexadecimal value.		8 V
ZRSCCSTA	Client File Status Resource status code. 000 = Successfully downloaded 001 = Data can be found in EDMDATA directory 004 = Resource with no data 008 = Could not create the file 009 = No disk space for file (ZRSCMO=0) 010 = ZDLIMIT was exceeded (ZRSCMO=0) 011 = No data in Radia for resource 014 = No disk space (ZRSCMO=M) 015 = Time-out waiting for method 036 = A method was set ZBRC>7 999 = No work done for resource	999	3 V
ZRSCDATE	Panel Date Stamp Date stamp on resource file from promote process.		8 V
ZRSCMDAT	Manager Stores Data [Y/N]	Y	1 V
ZRSCMEM	PDS Member Name PDS where resource actually resides. PDS name where resource resides in Manager (MVS only).		8 V

Attribute Name	Explanation	Value of Base Instance	Length Type
ZRSCMO	Mandatory/Optional [M/O]	M	1 V
ZRSCNAME	Panel Name Name or description of resource. Valid name of resource to distribute to CM agent.	&ZRSCCFIL	30 V
ZRSCOBJN	Persistent Object Name The name of the in-storage object. Valid only when the ZLOCMGR location is STORAGE.		8 V
ZRSCPRI	Create Sequence Priority Enables you to specify a priority level for this resource. If disk space on the client desktop is not available, resources will be downloaded based on the priority set here. 01 = Highest priority 10 = Default value 99 = Lowest priority		2 V
ZRSCRASH	DOS File Attribute Enables you to specify file attributes for a resource. Read-only Archive System and/or Hidden		4 V
ZRSCRSTR	Restart [Y/N] You can either restart a download process at the point it was interrupted (Yes), or resend the entire object (No).	N	3 V
ZRSCSIZE	Panel Size Byte count of resource file from promote process.		11 V
ZRSCSRC	Resource Source, i.e., Publisher		20 V
ZRSCSRC	Resource Source		1 V
ZRSCSTYP	Server File Type [BINARY/TEXT] File format for file download: Binary, Text, or Object.	BINARY	8 V
ZRSCSVRB	Version Skip Rebuild Flag [Y/N] Enables you to skip the reactivation of version resources if the version is already active. Y = Skip the rebuilding of version resources. N = Rebuild version resources.	Y	1 V

Attribute Name	Explanation	Value of Base Instance	Length Type
ZRSCTIME	Panel Time Stamp Time stamp on resource file from promote process.		8 V
ZRSCVERS	Resource Version - From Promote Version number of resource from promotion process.		12 V
ZRSCVRFY	Verify Resource File on Connect Verifies the file statistics of a resource file on the desktop during each CM agent connect process. If you are deploying versioned resources, this attribute is ignored. The rules for the E (exist) flag apply to both CM- and non-CM distributed files. (For example, a CM-managed application file or CONFIG.SYS file.) Thus, you must specify Y or N for an existing file to be distributed. Y = The file will be distributed if one or more of the following conditions is met: <ul style="list-style-type: none"> The file has not been distributed before. The date, time, or size of the file has changed. The file was re-promoted. N = The file will be distributed if: <ul style="list-style-type: none"> The file was re-promoted. E = The file will be distributed only if it does not currently exist on the desktop. M = Reserved for CM maintenance files. During the last step of the agent connect, the file is moved from the EDMDATA subdirectory to its proper location. Example: can be used to update EDMGETRS.EXE.	Y	1 V
ZUPDATE	Client Instance Update Method If an object (resource instance) has been updated by an administrator, this method will be executed.		50 M
ZUSERID	Admin ID		30 V

Path (PATH) Class


File: PRIMARY **Description:** This class stores the drive and directory required to install a resource. Packages can be relocated by updating instances of this class.
Domain: SOFTWARE
Class: PATH
Icon:  **Can connect to:** CATALOG, ZSERVICE

Table 82 PATH Class Attribute Reference

Attribute Name	Explanation	Value of Base Instance	Length Type
DIR	Directory Stores the directory name where the application is installed. The directory name could be selected by the administrator, or it could be selected by the client during the dialog sessions that precede an application install. The value can be substituted from a CM agent object, or it can be a fully qualified name.		255 V
DRIVE	Drive Stores the drive where the application would be installed. The drive name could be selected by the administrator or it could be selected by the client during the dialog sessions that precede an application install. The value can be substituted from a CM agent object, or it can be a valid drive name on the CM agent machine.		20 V
NAME	Friendly Name		255 V
OBJGUID	Instance GUID Object Global Unique Identification – <i>for future use.</i>	_UNDEF_	32 V
ZRSCMO	Mandatory/Optional [M/O]	M	1 V
ZRSCPRI	Priority Stores the Create priority. The path object should be one of the first objects built on the CM agent during an application installation so that all other files, desktop instances, can refer to it. The lower priority instances, or classes, are installed first. Numeric value between 1 and 99.	5	2 V

Registry Resources (REGISTRY) Class

File: PRIMARY **Description:** An instance of the REGISTRY Class defines a registry resource that is part of a PACKAGE.

Domain: SOFTWARE

Class: REGISTRY


Icon:  **Can connect to:**

Table 83 **REGISTRY Class Attribute Reference**

Attribute Name	Explanation	Value of Base Instance	Length Type
ALWAYS	Connect to Class connections determine the path of resolution of an agent's desired state. An _ALWAYS_ class connection is always resolved.		50 C
DELENUM	Delete Device Key under Enum\Root When set to Y, will delete the device key under ENUM which otherwise will not be deleted due to the appearance of two new values after reboot; values that are not managed by CM. For example, [hkey_local_machine\system\currentcontrolset\enum\root\legacy_bEEP\0000\control] key will be deleted when delenum=y. This prevents "new hardware found" pop up panels when the service is deleted.	N	1 V
DELNTSCM	Delete SCM Keys/Values [Y/N]	Y	2 V
DEPTH	Registry Depth	&(ZCURRENT. ZCURDEPT)	20 V
ENUMPROC	Process Control Key under Enum\Root	N	1 V
LOCATION	Location		255 V
NAME	Friendly Name		80 V
OBJGUID	Instance GUID Object Global Unique Identification – <i>for future use.</i>	_UNDEF_	32 V
SIGTYPE	File Signature Type		3 V

Attribute Name	Explanation	Value of Base Instance	Length Type
ZCMPKEY	Compression Key		80 V
ZCMPSIZE	Compressed File Size From promotion process if the compressed file option was selected. The size of the compressed file.		11 V
ZCONTEXT	Component Context		8 V
ZCREATE	Method to Install Resource CM-supplied method or fully qualified, user-defined method.	RADREG32	50 M
ZDELETE	Method to De-install Resource CM-supplied method or fully qualified, user-defined method.	RADREG32	50 M
ZFILEUPD	Client File Update/Add Method If a file has been updated by an administrator, this method will be executed. CM-supplied method or fully qualified, user-defined method.		50 M
ZINIT	Resource Initialization Method A fully qualified, user-defined method.		50 M
ZOBJPRI	Priority [0000-99]	55	2 V
ZOPENERR	Client Method on File Open Error CM-supplied method or a fully qualified, user-defined method.		50 M
ZPUBVER	Publisher Version	_UNDEF_	8 V
ZRSCCFIL	Resource File Name Specific file to be distributed. A generic pattern (a wildcard character, such as *) or an explicit filename.		255 V
ZRSCCKPT	Resource Checkpoint		1 V
ZRSCCONF	Confirm File Download [Y/N] Y enables you to confirm that the resource was downloaded.	Y	1 V
ZRSCCRC	Resource CRC From the promotion process if the CRC option was selected. Eight-character calculated hexadecimal value.		8 V
ZRSCCSTA	Client File Status	999	3 V

Attribute Name	Explanation	Value of Base Instance	Length Type
ZRSCDATE	Resource Date Stamp Date stamp on resource file from promote process.		8 V
ZRSCMO	Mandatory/Optional [M/O]		1 V
ZRSCNAME	Resource Name Name or description of resource.	&ZRSCFIL	30 V
ZRSCPADM	Admin ID		30 V
ZRSCRASH	DOS File Attribute [R/A/S/H]		4 V
ZRSCRSTR	Restart [Y/N]	N	1 V
ZRSCSIG	File Signature		32 v
ZRSCSIZE	Resource Size – From Promote Byte count of resource file from promote process.		11 V
ZRSCSRC	Resource Source, i.e., Publisher		20 V
ZRSCSTYP	File Type [BINARY/TEXT/EDMFILE]	EDMFILE	8 V
ZRSCTIME	Resource Time Stamp – From Promote Time stamp on resource file from promote process.		8 V
ZRSCVERS	Resource Version - From Promote Version number of resource from promotion process.		12 V

Attribute Name	Explanation	Value of Base Instance	Length Type
ZRSCVRFY	<p>Verify Resource File on Connect</p> <p>Verifies the file statistics of a resource file on the desktop during each CM agent connect process. If you are deploying versioned resources, this attribute is ignored.</p> <p>The rules for the E (exist) flag apply to both CM- and non-CM distributed files. (For example, a CM-managed application file or CONFIG.SYS file.) Thus, you must specify Y or N for an existing file to be distributed.</p> <p>Y = The file will be distributed if one or more of the following conditions is met:</p> <ul style="list-style-type: none"> — The file has not been distributed before. — The date, time, or size of the file has changed. — The file was re-promoted. <p>N = The file will be distributed if:</p> <ul style="list-style-type: none"> — The file has not been distributed before. <p style="padding-left: 20px;">Or,</p> <ul style="list-style-type: none"> — The file was re-promoted. <p>E = The file will be distributed only if it does not currently exist on the desktop.</p> <p>M = Reserved for CM maintenance files. During the last step of the connect, the file is moved from the EDMDATA subdirectory to its proper location. Example: can be used to update EDMGETRS.EXE.</p>	U	1 V
ZSTATUS	Client Status	999	3 V
ZUPDATE	Client Instance Update Method		50 M

Replace Application (REPLACE) Class

File: PRIMARY **Description:**

Domain: SOFTWARE

Class: REPLACE

Icon: **Can connect to:**

Table 84 REPLACE Class Attribute Reference

Attribute Name	Explanation	Value of Base Instance	Length Type
NAME	Friendly Name		50 V
REPLACE1 Thru REPLACE9	Replace Service Name	_UNDEF_	32 V
REPOPT	Replace Action [DELETE/YIELD/COEXIST]	DELETE	8 V
ZSTOP000	Stop Expression		100 E

Scheduling (TIMER) Class

File: PRIMARY **Description:** Use the TIMER Class to schedule service deployments. Refer to the *CM Application Manager Guide* for more information.

Domain: SOFTWARE

Class: TIMER


Icon:  **Can connect to:**

Table 85 **TIMER Class Attribute Reference**

Attribute Name	Explanation	Value of Base Instance	Length Type
ALWAYS	Connect to Class connections determine the path of resolution of an agent's desired state. An _ALWAYS_ class connection is always resolved.		50 C
APPSVC	Application		32 V
DOMAIN	Server Domain Name	&(ZMASTER .ZDOMNAME)	32 V
IPADDR	Server IP Address/Name	&(ZMASTER .ZIPADDR)	32 V
MGRNAME	Server Name	&(ZMASTER .ZMGRNAME)	32 V
NAME	Friendly Name		80 V
NETAVAIL	Check Network Availability [Y/N/W] Checks for network availability before executing the command		1 V
OBJGUID	Instance GUID Object Global Unique Identification – <i>for future use.</i>	_UNDEF_	32 V
PINGCNT	Number of Ping Attempts This attribute sets the number of ping attempts to be made by the CM Configuration Server.	3	2 V
PINGDLAY	Time between Pings (in msec) This attribute sets the amount of time between pings in msec.	2000	6 V
REQUEST	Application Request	"Apply Updates"	32 V

Attribute Name	Explanation	Value of Base Instance	Length Type
RUNSYNC	Synchronous Timer Execution [Y/N] This attribute sets the value of Yes or No for the synchronous timer execution. The default value is Yes.	Y	1 V
SOCKET	Server Socket Number	&(ZMASTER .ZDSTSOCK)	32 V
ZCHNNAME	Channel [DOMAIN] Name	&(ZSERVICE. ZOBJDOMN)	32 V
ZCREATE	Client Create Method CM-supplied method or fully qualified, user-defined method. This value is inherited from the base instance and should not be changed.	radtimeq	80 M
ZDELETE	Client Delete Method CM-supplied method or fully qualified, user-defined method. This value is inherited from the base instance and should not be changed.	radtimeq	80 M
ZNOPING	Stop RCS Detection [Y/N] Controls the automatic sensing of a network connection between the agent computer and the CM Configuration Server. An expired time will continually evaluate whether communications with the CM Configuration Server can be established. When communications are established, the command line associated with the time is executed. After executing the command line, the Scheduler service resumes normal evaluation of whether the timer has expired again. This attribute is especially useful for mobile users. Note: In order to use this attribute, you must add it to the TIMER Class template.	Y	1 V
ZOBJPRI	Priority [00-99] Sets the priority for deployment of the ZTIMEQ object. The ZTIMEQ object is deployed relative to the other elements being deployed during the agent connect. The elements with a priority number less than the value of ZOBJPRI are deployed before the ZTIMEQ object. A value of 90 is inherited from the base instance and should not be changed.	90	2 V
ZPRVNAME	Provider (Manager) Name	&(ZSERVICE .ZMGRNAME)	32 V
ZRSCCMDL	Command Line to Execute This attribute indicates the command line that is	radskman req=	255 V

Comment [JGM6]: Will this acronym change to CM-CS?

Attribute Name	Explanation	Value of Base Instance	Length Type
	executed on the subscriber's computer when the timer expires.		
ZSCHDEF	Time Parameter Indicates when the timer expires. The syntax varies depending on the frequency of expiration that can be DAILY, HOURLY, INTERVAL, NUMDAY, WEEKDAY, WEEKLY.		50 V
ZSCHFREQ	Frequency [PERIODIC/ONCE/RANDOM] Use this attribute to specify how often the timer should expire. ONCE = expire one time. PERIODIC = expire repeatedly. RANDOM = expire in random intervals.	PERIODIC	10 V
ZSCHMODE	Timer Owner [MANAGER/DEFAULT] This attribute specifies the timer owner. It is recommended that you leave the default configuration of USER.	DEFAULT	32 V
ZSCHTYPE	Type [IMMEDIATE/DEFERRED] <i>Used only when ZSCHFREQ = PERIODIC.</i> Set ZSCHTYPE to DEFERRED to indicate that the first time an event is attempted to be launched, it will be deferred until the <i>next</i> scheduled time, no matter when the timer instance is evaluated. This was designed to handle the case of a daily 4am (non-peak) scheduled event that is sent to the agent computer during the day. If it was not deferred, it would launch during the day instead of "waiting" until the next morning. Example 1: Suppose you create and deploy a timer with the ZSCHDEF = DAILY(&ZSYSDATE,4:00:00) If ZSCHTYPE = IMMEDIATE and it is: <ul style="list-style-type: none"> • Before 4:00:00, the command in the instance will be executed the same day at 4:00:00 • After 4:00:00, the command in the instance will be executed immediately If ZSCHTYPE = DEFERRED and it is: <ul style="list-style-type: none"> • Before 4:00:00, the command in the instance will be executed the <i>next</i> day at 4:00:00 • After 4:00:00, the command in the instance will be executed the <i>next</i> day at 4:00:00 Example 2: Suppose you create and deploy a timer with the ZSCHDEF = WEEKDAY(FRIDAY,4:00:00)	DEFERRED	10 V

Attribute Name	Explanation	Value of Base Instance	Length Type
	<p>If ZSCHTYPE = IMMEDIATE and it is:</p> <ul style="list-style-type: none"> Not Friday or Friday and before 4:00:00, the command in the instance will be executed on Friday at 4:00:00 Friday and after 4:00:00, the command in the instance will be executed immediately <p>If ZSCHTYPE = DEFERRED and it is:</p> <ul style="list-style-type: none"> Not Friday or Friday and before 4:00:00, the command in the instance will be executed a week later on Friday at 4:00:00 Friday and after 4:00:00, the command in the instance will be executed a week later on Friday at 4:00:00 		
ZSTOP	<p>Stop Expression Expressions evaluating to "true" in ZSTOP attributes cause resolution of the instance to be skipped. If left blank, the instance is not skipped, and resolution continues. This is useful for assigning a version to a specific set of users. Use the CM-CSDB Editor to set this attribute.</p>		255 E
ZSVCOID	<p>Service ID This attribute specifies the object ID of the Application instance that this Scheduling instance is connected to. This value is inherited from the base instance and should not be modified.</p>	&(ZSERVICE.ZOBJID)	80 V
ZUPDATE	<p>Client Update Method The Scheduler UPDATE method that runs on the agent computer. This value is inherited from the base instance and should not be changed.</p>	radtimeq	80 M
ZVERIFY	<p>Client Verify Method</p>	radtimeq	80 M

SD Packages (SD) Class

File: PRIMARY **Description:** The SD Class applies to the HP-UX operating system.

Domain: SOFTWARE

Class: SD

When you publish native UNIX software with CM Native Packaging, the depot containing native software in compressed format is promoted to the SD Class, similar to the UNIXFILE Class. Refer to the *HP OpenView Configuration Management Batch Publisher Installation and Configuration Guide (CM Batch Publisher Guide)* for more information.

Icon:  **Can connect to:**

Table 86 SD Class Attribute Reference

Attribute Name	Explanation	Value of Base Instance	Length Type
ALWAYS	Connect to Class connections determine the path of resolution of an agent's desired state. An _ALWAYS_ class connection is always resolved.		50 C
ADDDEPS	Auto-select Dependencies [Y/N]	N	1 V
AUTOBOOT	Allow Automatic Reboot [Y/N] Set to Y in SD Class instance in case you have wrapped SD software that contains reboot file set.	N	1 V
CMPMD5	Compressed File MD5 Signature	_UNDEF_	32 V
CONTENTS	Required Packages Included in Tar		255 V
COREQ	Corequisites Required		255 V
EXREQ	Exerequisites		255 V

Attribute Name	Explanation	Value of Base Instance	Length Type
FILEMD5	File MD5 Signature	_UNDEF_	32 V
INSTOPTS	Package Install Options		60 V
LOCATION	Location		255 V
NAME	Friendly Name	Defaults	80 V
OBJGUID	Instance GUID Object Global Unique Identification – <i>for future use.</i>	_UNDEF_	32 V
PREREQ	Prerequisites Required		255 V
RELYONDB	Verify Error Code? [Y/N]		1 V
ZCMPSIZE	Compressed File Size From promotion process if the compressed file option was selected. The size of the compressed file.		11 V
ZCREATE	Method to Install Resource Uses method "Harness" call. The client side script (sd.tcl or svr4.tcl) contains a native command call to install software.	hide nvdkit method	60 V
ZDELETE	Method to De-install Resource Uses method "Harness" call. The client side script (sd.tcl or svr4.tcl) contains a native command call to remove software. Note: On HP-UX, when a native software application is removed, the application files are deleted, but the directory structure will remain.	hide nvdkit method	50 M
ZFILEUPD	Client File Update/Add Method If a file has been updated by an administrator, this method will be executed. CM-supplied method or fully qualified, user-defined method.		50 M
ZINIT	Resource Initialization Method A fully qualified, user-defined method.		50 M
ZOPENERR	Client Method on File Open Error CM-supplied method or a fully qualified, user-defined method.		50 M
ZPERGID	File Group Name		32 V
ZPERUID	File Owner Name		32 V

Attribute Name	Explanation	Value of Base Instance	Length Type
ZREPAIR	Resource Repair Method Uses method "Harness" call. The client side script (sd.tcl or svr4.tcl) contains a native command call to repair installed software (reinstall).	hide nvdkit method	60 M
ZRSCCFIL	SD Depot File Name Specifies path to the file that is included in this instance. The file contains HP-UX or Solaris software.	_BASE_INSTANCE_	255 V
ZRSCCKPT	Resource Checkpoint		1 V
ZRSCCONF	Confirm File Download [Y/N] Y enables you to confirm that the resource was downloaded.	Y	1 V
ZRSCCRC	Resource CRC From the promotion process if the CRC option was selected. Eight-character calculated hexadecimal value.		8 V
ZRSCCSTA	Client File Status	999	3 V
ZRSCDATE	Resource Date Stamp Date stamp on resource file from promote process.		8 V
ZRSCMO	Mandatory/Optional [M/O]	M	1 M
ZRSCNAME	SD Product Spec Specifies a string that is used by native methods to identify software contained in the published depot. This is the complete software spec on HP-UX (tag, version, architecture and vendor) and the SVR4 package name on Solaris.	_BASE_INSTANCE_	255 V
ZRSCPADM	Admin ID		30 V
ZRSCPRI	Create Sequence Priority Enables you to specify a priority level for this resource. If disk space on the client desktop is not available, resources will be downloaded based on the priority set here. 01 = Highest priority 10 = Default value 99 = Lowest priority	50	2 V
ZRSCRASH	File Permissions		4 V
ZRSCRSTR	Restart [Y/N]	Y	3 V
ZRSCSIZE	Resource Size – From Promote Byte count of resource file from promote process.		11 V

Attribute Name	Explanation	Value of Base Instance	Length Type
ZRSCSRC	Resource Source, i.e., Publisher		20 V
ZRSCSTYP	Server File Type [BINARY/TEXT]	BINARY	8 V
ZRSCSVRB	Version Skip Rebuild Flag [Y/N]		1 V
ZRSCTIME	Resource Time Stamp Time stamp on resource file from promote process.		8 V
ZRSCVERS	Resource Version - From Promote Version number of resource from promotion process.		12 V
ZRSCVRFY	Verify Resource File on Connect Verifies the file statistics of a resource file on the desktop during each CM agent connect process. If you are deploying versioned resources, this attribute is ignored. The rules for the E(xist) flag apply to both CM- and non-CM distributed files. (For example, a CM-managed application file or CONFIG.SYS file.) Thus, you must specify Y or N for an existing file to be distributed. Y = The file will be distributed if one or more of the following conditions is met: — The file has not been distributed before. — The date, time, or size of the file has changed. — The file was re-promoted. N = The file will be distributed if: — The file has not been distributed before. Or, — The file was re-promoted. E = The file will be distributed only if it does not currently exist on the desktop. M = Reserved for CM maintenance files. During the last step of the connect, the file is moved from the EDMDATA subdirectory to its proper location. Example: can be used to update EDMGETRS.EXE.	Y	8 V
ZSTATUS	Client Status	999	3 V
ZUPDATE	Client Instance Update Method Uses method "Harness" call. The client side script (sd.tcl or svr4.tcl) contains a native command call to update software.	hide nvdkit method	60 V
ZVERIFY	Method to Verify Resource Uses method "Harness" call. The client side script (sd.tcl or svr4.tcl) contains a native command call to verify installed software.	hide nvdkit method	40 M

Solaris Patches (SOLPATCH) Class


File: PRIMARY **Description:** Solaris operating system only,
Domain: SOFTWARE This class is required by the CM
Class: SOLPATCH Native Packaging Feature of the CM
 Batch Publisher.
Icon:  **Can connect to:**

Table 87 SOLPATCH Class Attribute Reference

Attribute Name	Explanation	Value of Base Instance	Length Type
ALWAYS	Connect To Class connections determine the path of resolution of an agent's desired state. An _ALWAYS_ class connection is always resolved.		50 C
BACKUP	Backup Patched Files [Y/N]	Y	1 V
CLUSTER	Is this a Patch Cluster [Y/N]		1 V
CMPMD5	Compressed File MD5 Signature	_UNDEF_	32 V
CONTENTS	Required Packages Included in Tar		255 V
FILEMD5	File MD5 Signature	_UNDEF_	32 V
INCOMPS	Incompatible Patches		255 V
LOCATION	Location		255 V
NAME	Friendly Name		80 V
OBJGUID	Instance GUID Object Global Unique Identification – <i>for future use.</i>	_UNDEF_	32 V
OBSOLETE	Obsolete Patches		255 V

Attribute Name	Explanation	Value of Base Instance	Length Type
PKGS	Patched Packages		255 V
RELYONDB	Verify Error Code? [Y/N]		1 V
REQUIRES	Required Patches		255 V
UNCONINS	Unconditionally Install Patch [Y/N]	N	1 V
ZCMPSIZE	Compressed File Size From promotion process if the compressed file option was selected. The size of the compressed file.		11 V
ZCREATE	Method to Install Resource CM-supplied method or fully qualified, user-defined method.	hide nvdkit method	60 M
ZDELETE	Method to De-Install Resource	hide nvdkit method	50 M
ZFILEUPD	Client File Update/Add Method		50 M
ZINIT	Resource Initialization Method		50 M
ZOPENERR	Client Method on File Open Error CM-supplied method or a fully qualified, user-defined method.		50 M
ZPERGUID	File Group Name		32 V
ZPERUID	File Owner Name		32 V
ZREPAIR	Method to Repair Resource	hide nvdkit method	60 M
ZRSCCFIL	Patch Depot File Name: Specific file to be distributed. A generic pattern (a wildcard character, such as *) or an explicit filename.	_BASE_INSTANCE_	255 V
ZRSCCKPT	Resource Checkpoint		1 V
ZRSCCONF	Confirm File Download [Y/N]	Y	1 V
ZRSCCRC	Resource CRC		8 V

Attribute Name	Explanation	Value of Base Instance	Length Type
ZRSCCSTA	Client File Status	999	3 V
ZRSCDATE	Resource Date Stamp – From Promote		8 V
ZRSCMO	Mandatory/Optional on Client [M/O]	M	1 V
ZRSCNAME	Solaris Patch ID	_BASE_INSTANCE_	255 V
ZRSCPADM	Admin ID		30 V
ZRSCPRI	Create Sequence Priority	50	2 V
ZRSCRASH	File Permissions		4 V
ZRSCRSTR	Restart [Y/N]	Y	3 V
ZRSCSIZE	Resource Size – From Promote		11 V
ZRSCSRC	Resource Source, i.e., Publisher		20 V
ZRSCSTYP	Server File Type [BINARY/TEXT]	BINARY	8 V
ZRSCSVRB	Version Skip Rebuild Flag [Y/N]		1 V
ZRSCTIME	Resource Time Stamp – From Promote		8 V
ZRSCVERS	Resource Version – From Promote		12 V
ZRSCVRFY	Verify Resource File on Connect	Y	8 V
ZSTATUS	Client Status	999	3 V
ZUPDATE	Client Instance Update Method	hide nvdkit method	60 M
ZVERIFY	Method to Verify Resource	hide nvdkit method	40 M

SVR4 Packages (SVR4) Class

File: PRIMARY **Description:** The SVR4 Class applies to the Solaris operating system.

Domain: SOFTWARE

Class: SVR4

When you publish native UNIX software with CM Native Packaging, the depot containing native software in compressed format is promoted to the SVR4 Class, similar to the UNIXFILE Class. Refer to the *CM Batch Publisher Guide* for more information.


Icon:  SVR4 **Can connect to:**

Table 88 SVR4 Class Attribute Reference

Attribute Name	Explanation	Value of Base Instance	Length Type
ALWAYS	Connect to Class connections determine the path of resolution of an agent's desired state. An _ALWAYS_ class connection is always resolved.		50 C
ADMIN	Admin File Exists? [Y/N]		1 V
ADMINOBJ	Is this admin object? [Y/N]		1 V
AUTOBOOT	Allow automatic reboot [Y/N]		1 V
CMPD5	Compressed File MD5 Signature	_UNDEF_	32 V
CONTENTS	Required Packages Included in Tar		255 V
FILEMD5	File MD5 Signature	_UNDEF_	32 V
INCOMP	Incompatible Packages		255 V
LOCATION	Location		255 V

Attribute Name	Explanation	Value of Base Instance	Length Type
NAME	Friendly Name		80 V
OBJGUID	Instance GUID: Object Global Unique Identification – <i>for future use.</i>	_UNDEF_	32 V
PKGVER	Package Version		50 V
PKGREV	Package Revision		50 V
PREREQ	Prerequisites Required		255 V
RELYONDB	Verify Error Code? [Y/N]		1 V
RESPFILE	Response File Path		80 V
RESPOBJ	Is this response object? [Y/N]	N	1 V
REVERSE	Reverse Dependency Packages		255 V
RESPONSE	Response file exist? [Y/N]	N	1 V
ZCMPSIZE	Compressed File Size From promotion process if the compressed file option was selected. The size of the compressed file.		11 V
ZCREATE	Method to Install Resource Uses method "Harness" call. The client side script (sd.tcl or svr4.tcl) contains a native command call to install software.	hide nvdkit method	60 V
ZDELETE	Method to De-install Resource Uses method "Harness" call. The client side script (sd.tcl or svr4.tcl) contains a native command call to remove software. Note: On HP-UX, when a native software application is removed, the application files are deleted, but the directory structure will remain.	hide nvdkit method	50 M
ZFILEUPD	Client File Update/Add Method If a file has been updated by an administrator, this method will be executed. CM-supplied method or fully qualified, user-defined method.		50 M

Attribute Name	Explanation	Value of Base Instance	Length Type
ZINIT	Resource Initialization Method A fully qualified, user-defined method.		50 M
ZOPENERR	Client Method on File Open Error CM-supplied method or a fully qualified, user-defined method.		50 M
ZPERGID	File Group Name		32 V
ZPERUID	File Owner Name		32 V
ZREPAIR	Method to Repair Resource Uses method "Harness" call. The client side script (sd.tcl or svr4.tcl) contains a native command call to repair installed software (reinstall).	hide nvdkit method	60 M
ZRSCCFIL	SVR4 Depot File Name Specifies path to the file that is included in this instance. The file contains Solaris software.	_BASE_INSTANCE_	255 V
ZRSCCKPT	Resource Checkpoint		1 V
ZRSCCONF	Confirm File Download [Y/N] Y enables you to confirm that the resource was downloaded.	Y	1 V
ZRSCCRC	Resource CRC From the promotion process if the CRC option was selected. Eight-character calculated hexadecimal value.		8 V
ZRSCCSTA	Client File Status	999	3 V
ZRSCDATE	Resource Date Stamp Date stamp on resource file from promote process.		8 V
ZRSCMO	Mandatory/Optional [M/O]	M	1 M
ZRSCNAME	SVR4 Package Tag Specifies a string that is used by native methods to identify software contained in the published depot. This is SVR4 package name.	_BASE_INSTANCE_	255 V
ZRSCPADM	Admin ID		30 V

Attribute Name	Explanation	Value of Base Instance	Length Type
ZRSCPRI	<p>Create Sequence Priority Enables you to specify a priority level for this resource. If disk space on the client desktop is not available, resources will be downloaded based on the priority set here.</p> <p>01 = Highest priority 10 = Default value 99 = Lowest priority</p>	50	2 V
ZRSCRASH	File Permissions		4 V
ZRSCRSTR	Restart [Y/N]	Y	3 V
ZRSCSIZE	<p>Resource Size – From Promote Byte count of resource file from promote process.</p>		11 V
ZRSCSRC	Resource Source, i.e., Publisher		20 V
ZRSCSTYP	Server File Type [BINARY/TEXT]	BINARY	8 V
ZRSCSVRB	Version Skip Rebuild Flag [Y/N]		1 V
ZRSCTIME	<p>Resource Time Stamp – From Promote Time stamp on resource file from promote process.</p>		8 V
ZRSCVERS	<p>Resource Version - From Promote Version number of resource from promotion process.</p>		12 V

Attribute Name	Explanation	Value of Base Instance	Length Type
ZRSCVRFY	<p>Verify Resource File on Connect Verifies the file statistics of a resource file on the desktop during each CM agent connect process. If you are deploying versioned resources, this attribute is ignored. The rules for the E(xist) flag apply to both CM- and non-CM distributed files. (For example, a CM-managed application file or CONFIG.SYS file.) Thus, you must specify Y or N for an existing file to be distributed. Y = The file will be distributed if one or more of the following conditions is met:</p> <ul style="list-style-type: none"> — The file has not been distributed before. — The date, time, or size of the file has changed. — The file was re-promoted. <p>N = The file will be distributed if:</p> <ul style="list-style-type: none"> — The file has not been distributed before. Or, — The file was re-promoted. <p>E = The file will be distributed only if it does not currently exist on the desktop. M = Reserved for CM maintenance files. During the last step of the connect, the file is moved from the EDMDATA subdirectory to its proper location. Example: can be used to update EDMGETRS.EXE.</p>	Y	8 V
ZSTATUS	Client Status	999	3 V
ZUPDATE	<p>Client Instance Update Method Uses method "Harness" call. The agent side script (sd.tcl or svr4.tcl) contains a native command call to update software.</p>	hide nvdkit method	60 V
ZVERIFY	<p>Method to Verify Resource Uses method "Harness" call. The client side script (sd.tcl or svr4.tcl) contains a native command call to verify installed software.</p>	hide nvdkit method	40 M

Unix File Resources (UNIXFILE) Class

File: PRIMARY **Description:** An instance of the UNIXFILE Class defines a file, or a group of files, to include in an application service. An instance of this class lets you specify such characteristics about the file as the file's name, size, and date stamp.

Domain: SOFTWARE

Class: UNIXFILE

Icon:  **Can connect to:**

Table 89 UNIXFILE Class Attribute Reference

Attribute Name	Explanation	Value of Base Instance	Length Type
ALWAYS	Connect to Class connections determine the path of resolution of an agent's desired state. An _ALWAYS_ class connection is always resolved.		50 C
DIRPERMS	Perms for newly created directories Permissions assigned to newly created directories.		4 V
LOCATION	Location		255 V
NAME	Friendly Name	Defaults	80 V
OBJGUID	Instance GUID Object Global Unique Identification – <i>for future use.</i>	_UNDEF_	32 V
SIGTYPE	File Signature Type		3 V
ZCMPKEY	Compression Key		80 V
ZCMPSIZE	Compressed File Size From promotion process if the compressed file option was selected. The size of the compressed file.		11 V
ZCONTEXT	Component Context		8 V

Attribute Name	Explanation	Value of Base Instance	Length Type
ZCREATE	Method to Install Resource CM-supplied method or fully qualified, user-defined method.		50 M
ZDELETE	Method to De-install Resource CM-supplied method or fully qualified, user-defined method.	RADREMF	50 M
ZFILEUPD	Client File Update/Add Method If a file has been updated by an administrator, this method will be executed. CM-supplied method or fully qualified, user-defined method.		50 M
ZINIT	Resource Initialization Method A fully qualified, user-defined method.		50 M
ZOBJPTCH	Perform Patching [Y/N]	Y	1 V
ZOPENERR	Client Method on File Open Error CM-supplied method or a fully qualified, user-defined method.		50 M
ZPERGID	File Group Name		32 V
ZPERUID	File Owner Name		32 V
ZREPAIR	Client Instance Repair Method		50 V
ZRSCCFIL	Resource File Name Specific file to be distributed. A generic pattern (a wildcard character, such as *) or an explicit filename.	_BASE_INSTANCE_	255 V
ZRSCCKPT	Resource Checkpoint		1 V
ZRSCCONF	Confirm File Download [Y/N] Y enables you to confirm that the resource was downloaded.	Y	1 V
ZRSCCRC	Resource CRC From the promotion process if the CRC option was selected. Eight-character calculated hexadecimal value.		8 V
ZRSCCSTA	Client File Status	999	3 V
ZRSCDATE	Resource Date Stamp Date stamp on resource file from promote process.		8 V

Attribute Name	Explanation	Value of Base Instance	Length Type
ZRSCMO	Mandatory/Optional [M/O]	M	1 V
ZRSCNAME	Resource Name Name or description of resource.	&ZRSCCFIL	30 V
ZRSCPADM	Admin ID		30 V
ZRSCPRI	Create Sequence Priority Enables you to specify a priority level for this resource. If disk space on the client desktop is not available, resources will be downloaded based on the priority set here. 01 = Highest priority 10 = Default value 99 = Lowest priority	50	2 V
ZRSCRASH	File Permissions		4 V
ZRSCRSTR	Restart [Y/N/R] Y to restart. Set to R to bypass Windows file caching and write directly to disk (allowing checkpoint restart to operate correctly).	Y	3 V
ZRSCSIG	File Signature		32 V
ZRSCSIZE	Resource Size – From Promote Byte count of resource file from promote process.		11 V
ZRSCSRC	Resource Source, i.e., Publisher		20 V
ZRSCSTYP	Server File Type [BINARY/TEXT]	BINARY	8 V
ZRSCSVRB	Version Skip Rebuild Flag [Y/N]		1 V
ZRSCTIME	Resource Time Stamp – From Promote Time stamp on resource file from promote process.		8 V
ZRSCVERS	Resource Version - From Promote Version number of resource from promotion process.		12 V

Attribute Name	Explanation	Value of Base Instance	Length Type
ZRSCVRFY	<p>Verify Resource File on Connect Verifies the file statistics of a resource file on the desktop during each CM agent connect process. If you are deploying versioned resources, this attribute is ignored. The rules for the E(xist) flag apply to both CM- and non-CM distributed files. (For example, a CM-managed application file or CONFIG.SYS file.) Thus, you must specify Y or N for an existing file to be distributed. Y = The file will be distributed if one or more of the following conditions is met:</p> <ul style="list-style-type: none"> — The file has not been distributed before. — The date, time, or size of the file has changed. — The file was re-promoted. <p>N = The file will be distributed if:</p> <ul style="list-style-type: none"> — The file has not been distributed before. Or, — The file was re-promoted. <p>E = The file will be distributed only if it does not currently exist on the desktop. M = Reserved for CM maintenance files. During the last step of the connect, the file is moved from the EDMDATA subdirectory to its proper location. Example: can be used to update EDMGETRS.EXE.</p>	Y	8 V
ZSTATUS	Client Status	999	3 V
ZUPDATE	Client Instance Update Method		50 M

Version Groups (VGROUP) Class

File: PRIMARY **Description:** Each instance of the Version Group (VGROUP) class defines a set of versions for an application. This class contains connections to the Versions (VERSION) class, created using the Version Group Editor in the CM-CSDB Editor.

Domain: SOFTWARE

Class: VGROUP

Icon:  **Can connect to:**

Table 90 VGROUP Class Attribute Reference

Attribute Name	Explanation	Value of Base Instance	Length Type
ACTDATE	Activated date/time Data maintained by the CM agent in the VGROUP object on the agent computer. Do not enter a value. This is set by CM agent.		32 V
CONTROL	Vgroup Control [CLIENT/MANAGER] Indicates whether the CM administrator (MANAGER) or the subscriber (CLIENT) controls which version to activate on the agent computer.	MANAGER	8 V
CURVERS	Currently active version Data maintained by the CM agent in the VGROUP object on the agent computer. Do not enter a value. This is set by CM agent.		32 V
INITIAL	Initial version to Activate Indicates which version to activate on the agent computer.		32 V
NAME	Friendly Name The friendly name for the VGROUP instance.		255 V
NEXTVERS	Next version to activate Data maintained by the CM agent in the VGROUP object on the agent computer. Do not enter a value. This is set by CM agent.		32 V

Attribute Name	Explanation	Value of Base Instance	Length Type
REQACTDT	Requested Activation Date YYYYMMDD The earliest date on which a version in this version group will be activated on any agent computer.		8 V
REQACTTM	Requested Activation time HH:MM:SS The earliest time, on the date specified by the REQACTDT attribute, after which a version in the version group will be activated on any agent computer.		8 V
ROLLBACK	Rollback if install fails [Y/N] Indicates whether to automatically roll back to the previously activated version when deployment of a new version fails.	Y	1 V
SOURCE	Source for currently active version Data maintained by the CM agent in the VGROUP object on the agent computer. Do not enter a value. This is set by the CM agent.		8 V
STATUS	Status of current version – 000 Data maintained by the CM agent in the VGROUP object on the agent computer. Do not enter a value. This is set by the CM agent.		3 V
TIMERCON	Timer for next Version Activation If you specify a "next version to activate," the CM-CSDB Editor automatically creates a timer and stores the connection to that timer in this attribute.		50 C
VERCON01 to VERCON05	Version Connection Connects to each version in the version group. Each VERCON0 <i>n</i> attribute contains a connection to one instance of the VERSION Class. This is set when you assign a version to the version group in the Version Group Editor.		50 C
ZSTOP001 to ZSTOP003	Stop Resolution Expression Expressions evaluating to "true" in ZSTOP attributes cause resolution of the instance to be skipped. If left blank, the instance is not skipped, and resolution continues. This is useful for assigning a version to a specific set of users. Use the CM-CSDB Editor to set this attribute.		255 E

Versions (VERSION) Class


File:	PRIMARY	Description:	Each instance of the VERSION Class defines one <i>version</i> of an application to be deployed and managed by CM. Use the Version Group Editor to create Versions class instances and assign them to a Version Group.
Domain:	SOFTWARE		
Class:	VERSION		
Icon:		Can connect to:	

Table 91 VERSION Class Attribute Reference

Attribute Name	Explanation	Value of Base Instance	Length Type
NAME	Friendly Name The friendly name for the VERSION instance. This is set when you create the instance using the Version Group Editor.		255 V
PACKAGE	Package Connection Connects to a PACKAGE Class instance, which represents the packaged software for this version.		50 A
ZSTOP001 to ZSTOP003	Stop Resolution Expression Expressions evaluating to "true" in ZSTOP attributes cause resolution of the instance to be skipped. If left blank, the instance is not skipped, and resolution continues. This is useful for assigning a version to a specific set of users. Use the CM-CSDB Editor to set this attribute.		255 E

WTS App Comp Scripts (WTSACS) Class

File: PRIMARY **Description:** This class contains one instance for each Windows Terminal Server Application Compatibility Script required for an application. ACS are published into the database by an administrator. Use the instances in this class to configure the ACS.

Domain: SOFTWARE

Class: WTSACS

Icon:  **Can connect to:**

Table 92 WTSACS Class Attribute Reference

Attribute Name	Explanation	Value of Base Instance	Length Type
BDELETE	Method Before Delete		50 M
LOCATION	Location	&(ZMASTER.ZLIBDRV)&(ZMASTER.ZLIBDRV)	255 V
NAME	Friendly Name	Defaults	80 V
TYPE	Install, Logon, Uninstall (I/L/U)		1 V
ZCMPSIZE	Compressed File Size		11 V
ZCREATE	Method to Install Resource		50 M
ZDELETE	Method to De-install Resource	RADREMF	50 M
ZRSCCFIL	Resource File Name		255 V
ZRSCCSTA	Client File Status	999	3 V
ZRSCDATE	Resource Date Stamp – From Promote		8 V
ZRSCNAME	Resource Name	&ZRSCCFIL	30 V

Attribute Name	Explanation	Value of Base Instance	Length Type
ZRSCPRI	Create Sequence Priority	50	2 V
ZRSCRASH	DOS File Attribute [R/A/S/H]		4 V
ZRSCSIZE	Resource Size – From Promote		11 V
ZRSCTYP	Server File Type [BINARY/TEXT]	BINARY	8 V
ZRSCTIME	Resource Time Stamp – From Promote		8 V
ZRSCVRFY	Verify Resource Files on Connect	Y	8 V
ZSTOP000	Stop Expression	/(EDMGETV(ZCONFIG.WTSSRVR='Y'))	50 E

WTS Control (WTSCTRL) Class


File:	PRIMARY	Description:	Instances in this class describe some behaviors you may need for the application, if you require logoffs for application events, the type of install and the timeout settings.
Domain:	SOFTWARE		
Class:	WTSCTRL		
Icon:		Can connect to:	

Table 93 WTSCTRL Class Attribute Reference

Attribute Name	Explanation	Value of Base Instance	Length Type
LD	Logoff For Delete [Y/N]	Y	1 V
LI	Logoff For Install [Y/N]	N	1 V
LR	Logoff For Repair [Y/N]	Y	1 V
LU	Logoff For Update [Y/N]	Y	1 V
NAME	Friendly Name	Default	80 V
RW	Rewarn of Logoff at [minutes]	2	2 V
TO	Disconnect Time Out [minutes]	15	4 V
WTSOPTNS	WTS Logoff Settings	LI=&(LI),LU=&(LU),LR=&(LR),LD=&(LD),TO=&(TO),RW=&(RW)	60 V
WTSTYPE	Install / Execute Mode [I/E] Set to I to install files natively on the Windows Terminal Server such as applications that an administrator may use specifically on the server. Set to E for an application that will be used by the Window Terminal Server's agents.	E	1 V

9 The SYSTEM Domain

The SYSTEM Domain contains administrative and process control definitions. These commands, methods, processes, tables, and system files are used for deploying applications.

Application Manager (ZCOMMAND) Class


File: PRIMARY **Description:** Create an instance of the ZCOMMAND Class to define a customized command. Use an instance here for Drag-and-Drop Notify.
Domain: SYSTEM
Class: ZCOMMAND
Icon:  **Can connect to:**

Table 94 ZCOMMAND Class Attribute Reference

Attribute Name	Explanation	Value of Base Instance	Length Type
NAME	Friendly Name		32 V
ZCMDDESC1	Command Description 1		255 V
ZCMDDESC2	Command Description 2		255 V
ZCMDNAME	Command Name		8 V
ZCMDOPTN	Command Option		8 V
ZCMDPATH	Fully Qualified Path for CMD Location of the command.		255 V
ZCMDPRMS	Parameters Passed to the Command		255 V
ZCMDSEP	Separator to Use for the Parameters Separator used for parameters in user-defined commands.		1 V
ZCMDSYNC	Synchronize Flag [Y/N]	N	1 V
ZCMDTYPE	Command Type [REXX/EXE]		8 V

Attribute Name	Explanation	Value of Base Instance	Length Type
ZCMDUCLS	<p>USER Class Name USER Class name. This is the name of the class in which to look for users connected to the dropee. For example, if the value is set to COMPUTERS and the dropee is WORKGRP.ACCOUNTING, instances of the COMPUTERS Class that are members of WORKGRP.ACCOUNTING will be the selected audience for the notification. If ZCMDUCLS is not specified, then (using the above example) the audience will be created by instances of the COMPUTERS Class that are members of WORKGRP.ACCOUNTING. The default for ZCMDUCLS is USER.</p>	USER	8 V

Consoles (ZCONSOLE) Class


File: PRIMARY **Description:** Reserved for future use.
Domain: SYSTEM
Class: ZCONSOLE
Icon:  **Can connect to:**

Table 95 ZCONSOLE Class Attribute Reference

Attribute Name	Explanation	Value of Base Instance	Length Type
ZCOMMAND	Console Operation		8 V

DB Version (DBVER) Class


File: PRIMARY **Description:** Defines the version of the CM-CSDB.
Domain: SYSTEM
Class: DBVER
Icon:  **Can connect to:**

Table 96 **DBVER Class Attribute Reference**

Attribute Name	Explanation	Value of Base Instance	Length Type
DBVER	Radia Template DB Version	4.2i	50 V

Methods (ZMETHOD) Class


File:	PRIMARY	Description:	Defines how to invoke an external method or program.
Domain:	SYSTEM		
Class:	ZMETHOD		
Icon:		Can connect to:	

Table 97 ZMETHOD Class Attribute Reference

Attribute Name	Explanation	Value of Base Instance	Length Type
DESCRIPT	Method Description Stores a brief description of the method (informational). Value is set initially in the Long Description field in the New Application Wizard (used to create a service).	Manager Method &ZMTHNAME	70 V
ZMTHDSC1	Method Description 1		255 V
ZMTHDSC2	Method Description 2		255 V
ZMTHMODE	Mode [INTERNAL/EXTERNAL]	EXTERNAL	8 V
ZMTHNAME	Member Name of Method		8 V
ZMTHPRMS	Parameters Passed to Method		80 V
ZMTHSYNC	Synchronization Flag [Y/N]	Y	1 V
ZMHTYPE	Method Type [REXX/ASM/EXE]		8 V
ZMISTRUN	Return Code critical to Resolution?	Y	1 V

Radia Intent Class (ZINTENT) Class

File: PRIMARY **Description:** Allows resolution to take different paths depending on the
Domain: SYSTEM **SESSION.INTENT** (self maintenance, catalog resolution, service resolution, etc...)
Class: ZINTENT


Icon:  **Can connect to:**

Table 98 ZINTENT Class Attribute Reference

Attribute Name	Explanation	Value of Base Instance	Length Type
ALWAYS	Method		80 M
ALWAYS	Connect To		80 C
ALWAYS	Connect To	SYSTEM.ZPRODUCT._NULL_INSTANCE_	80 C
DESCRIPT	Process Description		32 V
ZMAXOKRC	Max acceptable method Return Code	008	3 V

Radia Processes (PROCESS) Class


File: PRIMARY **Description:** Defines what actions to take when a client object is received.
Domain: SYSTEM
Class: PROCESS
Icon:  **Can connect to:**

Table 99 PROCESS Class Attribute Reference

Attribute Name	Explanation	Value of Base Instance	Length Type
ALWAYS	Method Any method you specify for this attribute is unconditionally executed by CM when this instance is resolved.		50 M
ALWAYS	Connect To Class connections determine the path of resolution of an agent's desired state. An _ALWAYS_ class connection is always resolved.		50 C
DESCRIPT	Process Description Stores a brief description of the process (informational). Value is set initially in the Long Description field in the New Application Wizard (used to create a service).	Processing Client request for &ZCUROBJ	80 V
ZMAXOKRC	Maximum Acceptable Method Return Code	008	3 V

Radia Processes (ZPRODUCT) Class

File: PRIMARY **Description:** ZPRODUCT further refines resolution by product based on PREFACE.ZDOMNAME (software, OS, PATCH, etc...).

Domain: SYSTEM

Class: ZPRODUCT

Icon:  **Can connect to:**

Table 100 ZPRODUCT Class Attribute Reference

Attribute Name	Explanation	Value of Base Instance	Length Type
ALWAYS	Method		80 M
ALWAYS	Connect To		80 C
ALWAYS	Connect To	PRIMARY.POLICY.USER/&(ZMASTER.ZUSER)	80 C
DESCRIPT	Process Description	Processing Client Request for &ZCUROBJ	32 V
ZMAXOKRC	Max acceptable method Return Code	008	3 V

SQLTABLE (SQLTABLE) Class


File: PRIMARY **Description:** An instance of the SQLTABLE Class defines the parameters necessary to populate a table in an SQL Database.
Domain: SYSTEM
Class: SQLTABLE
Icon:  **Can connect to:**

Table 101 SQLTABLE Class Attribute Reference

Attribute Name	Explanation	Value of Base Instance	Length Type
ALWAYS	RDM Method Any method you specify for this attribute is unconditionally executed by CM when this instance is resolved.	SYSTEM.ZMETHOD .PUT_SQL_OBJECT	50 C
DESTOBJ	Destination Object		32 V
PUTTYPE	Insert/Replace [I/R] Indicator for type of operation to be performed on the back-end database.		1 V
SQLDSN	DSN Name The ODBC data source name (DSN) to be used to connect to the SQL database.		50 V
SQLPASSW	Password The password to use in the database connect process.		50 V
SQLTABLE	Table Name The file name of the SQL table in the SQL database into which EDMMSQLP will store the data.		50 V
SQLTOUT	Time Out (in seconds) Timeout value for the SQL Connect operation.	30	3 V
SQLUSER	User Name		50 V
SRCOBJ	RDM object containing information The name of the CM source object containing the data to be recorded. When recording CM events, this must be APPEVENT.	&(ZCURPCLS)	32 V

Attribute Name	Explanation	Value of Base Instance	Length Type
VC000 to VC009	<p>Columns 1 to 10</p> <p>Defines the correspondence between a variable in the CM source object and the column in the back-end database table where it will be stored. One <i>VCnnn</i> value must be specified for each variable-column pair participating in the operation.</p> <p>Each <i>VCnnn</i> variable is coded as follows: VARNAME[,COLUMN_NAME [,U]]</p> <ul style="list-style-type: none"> • VARNAME is the name of the variable in the Radia object whose value will be transferred to the back-end database. • COLUMN_NAME is the name of the column in the back-end database table that will receive the data from the VARNAME variable. If COLUMN_NAME is omitted, VARNAME will be used; this assumes that the back-end database table's receiving column is named the same as the Radia object variable supplying its data. 		50 V

System Files (ZFILE) Class


File: PRIMARY **Description:** Reserved for future use.
Domain: SYSTEM
Class: ZFILE
Icon:  **Can connect to:**

Table 102 ZFILE Class Attribute Reference

Attribute Name	Explanation	Value of Base Instance	Length Type
ZMETHOD	Method		50 M
ZUSERID	User ID		8 V

A Product Name Changes

If you have used Radia in the past, and are not yet familiar with the newly rebranded HP terms and product names, Table 103 below will help you identify naming changes that have been applied to the Radia brand.

Table 103 Product Name and Term Changes

New Name/Term	Old Name/Term
HP OpenView Configuration Management Configuration Server	Radia Configuration Server
HP OpenView Configuration Management Configuration Server Database	Radia Configuration Server Database
HP OpenView Configuration Management Configuration Server Database	Radia Database
HP OpenView Configuration Management	Radia

Index

&

&ZADMFUNC, 22
&ZRSCCFIL, 52

—

ALWAYS attribute, 30, 31, 40, 48, 50, 54, 55, 58, 62, 66, 71, 102, 111, 113, 118, 125, 130, 140, 141, 147, 156, 159, 164, 173, 176, 181, 182, 186, 191, 197, 204, 208, 210, 214, 217, 222, 227, 232, 237, 241, 245, 248, 253, 269, 270, 271, 272
NAME attribute, 236

A

above threshold alert size, 162
access controls, 36, 37
access levels, 6
ACCTNO attribute, 141
ACP, 222
ACTDATE attribute, 257
ACTION attribute, 59, 63, 66, 69, 78
action on timeout cont/defer, 162
activated date/time, 257
ACTMAINT attribute, 82
ADAPTIVE attribute, 41, 102, 164
ADD filter attribute, 25, 26, 32, 33, 35
ADDDEPS attribute, 241
ADDRESS attribute, 147
ADINFO attribute, 82
ADMMDPT1 attribute, 22
ADMIN Domain, 16, 21
Admin ID, 247
ADMINID attribute, 27
ADMINID Class, 22
ADMINID connect list, 27
ADMINID instance, 22
Administrative Control Point, 222
administrator ID, 53, 60, 115, 120, 132, 180, 193, 212, 224, 230, 234, 243, 250, 255
administrator name, 22
ADMNAME attribute, 22
ADMPFX1 attribute, 22
AIX Class, 197
 attributes, 197
alert message, 162
alert mode, 162
alert size
 above threshold, 162
 below threshold, 162
alert timeout, 162
ALERTDEF Class, 162
 attributes, 162
ALERTMSG attribute, 162
alias path, 209
alias target file path, 209
allow automatic reboot, 241
allow install deferral, 163
Allow Remote Notify Uninstall, 86
allow update deferral, 163
allowed number of deferrals, 162
allowed states, 220
ALTADDRM attribute, 147
ALTPORTM attribute, 147
always connection, 18

- ALWAYS attribute, 82
- ALWAYSS attribute, 83
- app element caching, 41, 103, 165
- APP_VER attribute, 90
- APPEVENT object, 42, 86
- application, 71, 125, 237
- application contact, 43, 49, 105, 112, 167, 174
- application context, 46, 109, 171
- application description, 42, 48, 104, 111, 166, 173, 187
- Application Manager
 - arguments, 55, 182, 208
 - installation, 55, 182, 208
 - path, 55, 183, 208
- application name, 200
- application prefixes, 22
- application request, 72, 126, 237
- application size
 - compressed, 42, 104, 165, 187
 - uncompressed, 44, 107, 168, 187
- application states
 - Available, 45, 108, 170, 188
 - Installed, 45, 108, 170, 188
 - Synchronized, 45, 108, 170, 188
 - Verified, 45, 108, 170, 188
- application target type, 47, 110, 172
- application upgrade date, 44, 107, 169, 188
- Application Version, 90
- Apply Updates, 72, 126, 237
- APPMGMT Domain, 17
- APPNAME attribute, 200
- APPSVC attribute, 71, 125, 237
- ARGUMENT attribute, 175
- arguments passed to the program, 175
- arguments, CM Application Manager, 55, 182, 208
- ASKOFFL attribute, 93
- ASTATES attribute, 220

- Attribute Name column, description, 20
- attribute type
 - connection, 18
 - expression, 18
 - method, 19
 - variable, 18
- attribute, description, 15
- AUDIT attribute, 200
- audit collection type, 65
- AUDIT Domain, 16, 39
- audit file path, 77
- audit resource, send message, 157
- AUDIT.FILE instance, 61
- AUTHOR attribute, 41, 102, 164, 186
- author name, 41, 102, 164, 186
- auto adaptability, 41, 164
- AUTOBOOT attribute, 241
- automatic reboot, 241
- auto-select dependencies, 241
- Available state of application, 45, 108, 170, 188

B

- BACKUP attribute, 245
- backup packets to store for resend, 150
- backup patched files, 245
- BANDWIDTH attribute, 83, 98
- Bandwidth Checkpoint Restart, 86
- BASELINE Domain, 17
- BCREATE attribute, 217
- BDELETE attribute, 41, 103, 164, 217
- behavior
 - date stamp, 51, 178
 - file name, 51, 177
 - name, 52, 178
 - size, 178
 - time stamp, 52, 179
 - un-managed, 106, 168

- BEHAVIOR attribute, 27, 48, 111, 173
- BEHAVIOR Class, 50, 176
 - attributes, 50, 176
- BEHAVIOR connect list, 27
- behavior delete method, 50, 177, 227
- behavior installation method, 50, 177, 227
- below threshold alert size, 162
- BNBNDWTH attribute, 93
- BNHISTORY attribute, 93
- BNHOME attribute, 93
- BNMYSOFT attribute, 93
- BNPREFER attribute, 93
- BNSTATUS attribute, 93
- BREPAIR attribute, 41, 103, 165, 217
- broadcast address, 147
- broadcast mode, 149
- broadcast UPD port, 150
- BTNCANCL attribute, 93
- BTNDEL attribute, 93
- BTNDWLD attribute, 94
- BTNINST attribute, 94
- BTNPAUSE attribute, 94
- BTNRECFG attribute, 94
- BTNREPR attribute, 94
- BTNUNDO attribute, 94
- BTNUPDT attribute, 94
- BTNVRFY attribute, 94
- BUPDATE attribute, 41, 103, 165, 217
- BVERIFY attribute, 217
- BWSTRTUP attribute, 94
- BYPASCON attribute, 148

C

- CACHE attribute, 41, 103, 165
- cache files, salvaging, 223

- cache limit, 41
- cache location on client, 41, 165
- cache location on CM Agent, 103
- CACHELIM attribute, 41, 103, 165
- CACHELOC attribute, 41, 103, 165
- caching
 - app element, 41, 103, 165
 - disk limit, 103, 165
- Cancel button, 107, 169
- caption for type button, 202
- CATALOG attribute, 186
- catalog group name, 42, 103, 165
- catalog name, 186
- CATGROUP attribute, 42, 103, 165
- CCREATE attribute, 181
- CDATAUPD attribute, 181
- CDELETE attribute, 181
- CERROR attribute, 181
- CGMTDATE attribute, 148
- CGMTTIME attribute, 148
- channel [DOMAIN] name, 72, 126, 238
- checkpoint for resource, 51, 115, 119, 131, 177, 192, 211, 224, 228, 233, 243, 250, 254
- checkpoint restart, 86
- CINIT attribute, 181
- class
 - attribute types
 - connection, 18
 - expression, 18
 - method, 19
 - variable, 18
 - connection types, 18
 - control information, 23
 - description, 15
- CLASS attribute, 66, 69, 79, 148
- class connection, 18
- Class Connection, 91

- class connection rules, 23
- class instances, 24
- class keys, 67
- class masks, 24
- class name, 148
- class verify, 34
- class verify method, 34
- client create method, 72, 126, 238
- client de-install method, 181
- client delete method, 72, 126, 238
- CLIENT Domain, 16, 81
- client error method, 181
- client file status, 177, 193, 211, 224, 228, 233, 243, 247, 250, 254
- client file update/add method, 51, 114, 119, 131, 177, 181, 192, 211, 223, 228, 233, 242, 246, 249, 254
- client files status, 51, 115, 119, 131
- client initialization method, 181
- client install method, 181
- client instance repair method, 54, 114, 119, 131, 192, 211, 254
- client instance update method, 53, 54, 117, 121, 133, 179, 195, 213, 230, 235, 244, 247, 252, 256
- client instance verify method, 54
- client method on file open error, 51, 114, 119, 131, 177, 181, 192, 211, 224, 228, 233, 242, 246, 250, 254
- client status, 56, 121, 133, 184, 213, 235, 244, 247, 252, 256
- client time-out, 157
- client update method, 75, 129, 181, 240
- client verify method, 75, 129, 181, 240
- CLISTATS object, 86
- CM Application Manager
 - arguments, 55, 182, 208
 - installation, 55, 182, 208
 - path, 55, 183, 208
- CM Configuration Server Database
 - attribute, description, 15
 - class, description, 15
 - contents, 15
 - domain, description, 15
 - file, description, 15
 - instance, description, 15
- CM System Tray, 85
- CMETHOD attribute, 83
- CMETHOD Class, 54
 - attributes, 54
- COMPMD5 attribute, 50, 176, 197, 204, 227, 241, 245, 248
- CMPSIZE attribute, 48
- CNDITION attribute, 69, 79
- COLLECT attribute, 65
- collect extended info, 61
- collect file CRC, 60
- collect start date, 148
- collect start time GMT, 148
- collection
 - duration, 148
 - start date, 148
 - start time, 148
- COLNAMES attribute, 94
- COLORBAK attribute, 94
- COLORBTN attribute, 94
- Colors [SYSTEM/DEFAULT/CUSTOM/USER], 94
- COLORSEL attribute, 94
- COLORSET attribute, 94
- COLORWK attribute, 95
- COLTYPE attribute, 95
- Columns [Forced/Required], 95
- command description, 264
- command line, 56, 184
- command line parameters, 56, 184
- command line to execute, 73, 127, 238
- command name, 264

- command option, 264
- command yype, 264
- COMMIT attribute, 197
- COMP1SEL attribute, 200
- COMP1TXT attribute, 200
- COMP2SEL attribute, 200
- COMP2TXT attribute, 200
- COMP3SEL attribute, 200
- COMP3TXT attribute, 200
- COMP4SEL attribute, 200
- COMP4TXT attribute, 200
- component context, 55, 170, 183, 192, 210, 223, 233, 253
- component description, 200
- component instances, number, 42, 166
- component selected, 200
- components picture, 200
- COMPPIC attribute, 200
- COMPRESS attribute, 63
- compressed file MD5 signature, 50, 176, 197, 204, 227, 241, 245, 248
- compressed file size, 50, 114, 118, 130, 137, 176, 191, 210, 223, 227, 233, 242, 246, 249, 253
- compression key, 50, 114, 118, 130, 176, 191, 210, 223, 227, 233, 253
- COMPSIZE attribute, 42, 104, 111, 165, 173, 187
- confirm file download, 51, 115, 119, 131, 177, 192, 211, 224, 228, 233, 243, 246, 250, 254
- confirm service install, 189
- CONNAME attribute, 31
- CONNECT attribute, 23
- connect list
 - ADMINID, 27
 - BEHAVIOR, 27
 - CONUSEID, 27
 - DEPT, 27
 - DESKTOP, 27
 - DIALOG, 27
 - FILE, 27
 - METACLAS, 28
 - PACKAGE, 28
 - PANEL, 28
 - REGISTRY, 28
 - SCANNER, 28
 - UNIXFILE, 28
 - USER, 28
 - WMI, 28
 - WORKGRP, 28
 - ZADMIN, 29
 - ZCONNECT, 29
 - ZSERVICE, 29
 - ZVERC, 29
 - ZVERD, 29
 - ZVERF, 29
 - ZVERFDCI, 29
 - ZVERI, 29
- connect to, 30, 48, 50, 54, 55, 58, 62, 66, 71, 113, 118, 125, 130, 173, 176, 181, 182, 186, 191, 197, 204, 208, 210, 214, 217, 222, 227, 232, 237, 241, 245, 248, 253, 270
- connection attribute type, 18
- console operation, 266
- console user name, 31
- cont/defer timeout action, 162
- contact for application, 43, 49, 105, 112, 167, 174
- contains, 102, 111
- content-based signature type, 136
- context of application, 46, 109, 171
- CONTROL attribute, 257
- control information for classes, 23
- CONUSEID attribute, 27
- CONUSEID Class, 31
 - attributes, 31
- CONUSEID connect list, 27
- COPENERR attribute, 181
- copyright notices, 2
- copyright text, 200
- COPYRITE attribute, 200

COREQ attribute, 197
 COUNTRY Class, 140
 attributes, 140
 CPU attribute, 89
 CRC
 collect file, 60
 resource, 51, 60, 115, 119, 131, 177, 192, 211, 224, 228, 233, 243, 250, 254
 create link, 55
 create link method, 208
 create method, 175
 create sequence priority, 52, 115, 120, 132, 178, 193, 212, 225, 229, 243, 247, 251, 255
 CUPDATE attribute, 181
 currently active version, 257
 CURVERS attribute, 257
 CUSTIMG attribute, 95
 Custom Hover Text on RSM Banner, 95
 Custom Image File or RSM Banner, 95
 Custom Title on RSM Banner, 95
 Custom URL on RSM Banner, 95
 customer support, 6
 CUSTTEXT attribute, 95
 CUSTTITLE attribute, 95
 CUSTURL attribute, 95
 CVERIFY attribute, 181
 CWINDOW attribute, 148

D

DA attribute, 162
 DAT attribute, 162
 DATAURL attribute, 222
 date
 application deletion, 166
 application was upgraded, 44, 107, 169, 188
 installation, 42, 104, 166, 187
 service was last verified, 169, 188

 service was published, 43, 105, 167, 187
 upgrade, 44, 107, 169, 187
 date stamp
 behavior, 51, 178
 panel, 228
 patch, 137
 resource, 115, 119, 131, 193, 211, 224, 234, 243, 250, 254
 DATEFORM attribute, 140
 DBT attribute, 162
 DBVER attribute, 267
 DBVER Class, 267
 attributes, 267
 DEFAULT attribute, 221
 Default SAP ROLE, 83
 default state, 220
 deferral
 install, 163
 update, 163
 deferrals
 number allowed, 162
 DEFERRED, 73, 128, 239
 deferring options, 163
 DEFROLE attribute, 83
 delay
 after packets, 148
 before multicast start, 149
 between packets, 148
 DELAYBP attribute, 148
 DELAYFP attribute, 148
 DELDATE attribute, 42, 104, 166
 DELENUM attribute, 232
 delete date, 42, 104, 166
 DELETE filter attribute, 25, 26, 32, 33, 35
 delete method, 175
 behavior, 50, 177, 227
 link, 55, 183, 208

- resource, 54, 72, 114, 119, 126, 131, 192, 211, 233, 238, 242, 249, 254
- service, 45, 108, 170, 188, 223
- delete object, 23
- DELNTSCM attribute, 232
- DELOBJ attribute, 23
- department prefixes, 22
- deployment destinations, definition, 13
- deployment source, definition, 13
- DEPOPTNS attribute, 163
- DEPT attribute, 27
- DEPT Class, 141
 - attributes, 141
- DEPT connect list, 27
- DEPTH attribute, 63, 69, 232
- DESCRIPT attribute, 42, 48, 104, 111, 166, 173, 187, 268, 269, 270, 271
- description
 - application, 42, 48, 104, 111, 166, 173, 187
 - component, 200
 - icon, 56, 184
 - method, 268
 - option, 201
 - process, 270
 - type, 202
 - version, 44, 107, 169
- desired stat
 - elements of, 13
- desired state
 - definition, 13
- DESKTOP attribute, 27, 48, 111, 173
- DESKTOP Class, 55, 182
 - attributes, 55, 182
- DESKTOP connect list, 27
- desktop, verify, 158
- destination object, 272
- DESTOBJ attribute, 272
- DETPROXY attribute, 83
- device installation order, 149
- DI attribute, 163
- DIAGS Class, 88
- DIAGS Class attributes, 88
- DIALOG attribute, 27
- DIALOG Class, 186
 - attributes, 186
- DIALOG connect list, 27
- dialog file size, compressed, 187
- dialog processing, 44, 107, 168
- DIFF attribute, 62, 67
- difference, 62, 67
- DIR attribute, 63, 68, 123, 231
- directory, 68, 231
- directory to scan, 63
- DIRPERMS, 253
- DISABLED attribute, 220, 221
- disconnect on install, 45, 108, 170
- Discover proxy address, 96
- discrete instances, 24
- disk limit, 41
- disk limit for cache, 103, 165
- disk space, maximum, 157
- DISKFREE attribute, 83
- Display Bandwidth, 93
- Display History, 93
- Display Home Button, 93
- Display My Software, 93
- Display Outbar, 95
- Display Preferences, 93
- Display Status, 93
- display status indicator, 157
- DM attribute, 162
- DN attribute, 162

- document changes, 4
- documentation updates, 4
- DOMAIN attribute, 71, 125, 149, 237
- domain classes, 23
- domain masks, 24
- domain name, 149
- domain verify, 34
- domain verify method, 34
- domain, description, 15
- DOS file attribute, 52, 115, 178, 193, 225, 229, 234
- download restart threshold, 43, 106, 168
- download, confirm, 51, 115, 119, 131, 177, 192, 211, 224, 228, 233, 243, 250, 254
- DRAGDROP filter attribute, 25, 26, 32, 33, 35
- drive, 68, 231
- DRIVE attribute, 68, 123, 231
- DSCAN00n attribute, 90
- DSN name, 272
- DSTATE attribute, 220
- DT attribute, 162
- DTO attribute, 162
- DU attribute, 163
- duration of collection window, 148
- duration of multicast window, 150
- Dynamic Scan 00n, 90

E

- EDMCLNK method, 56, 184
- EDMLKM, 51
- EDMREMF, 50
- eligible for multi-casting, 42
- EMAIL attribute, 156
- Enable Cancel Button, 93
- Enable Delete Button, 93
- Enable Download Button, 94

- Enable Install Button, 94
- Enable Pause Button, 94
- Enable RADUI 2.x, 85
- Enable Reconfigure Button, 94
- Enable Repair Button, 94
- Enable Undo Button, 94
- Enable Update Button, 94
- Enable Verify Button, 94
- ENABLED attribute, 98
- End User License Agreement Text, 201
- enterprise user ID, 157
- ENUMPROC attribute, 232
- EQUISORT attribute, 83
- ERTYPE attribute, 42, 104, 166
- EULA. *See* End User License Agreement
- EULA picture, 200
- EULAPIC attribute, 200
- EULATEXT attribute, 201
- event reporting method, 42, 104, 166
- EVENTS attribute, 42, 104, 166
- events to report, 42, 104, 166
- EXASETUP attribute, 83
- EXBEXIT attribute, 83
- EXBOUTBX attribute, 84
- EXBSETUP attribute, 84
- EXCLUDE attribute, 63
- exclude globe pattern, 63
- EXECPATH attribute, 175
- executable name, 175
- EXECUTE Class, 175
 - attributes, 175
- EXECUTE filter attribute, 25, 26, 32, 33, 35
- execute priority, 157
- Expand Active Catalog Item, 95

Expand Active Service item, 95
EXPCITEM attribute, 95
Explanation column, description, 20
explanation of status, 136
expression attribute type, 18
expression resolution method, 46, 49, 53, 54, 56, 61,
74, 108, 112, 129, 159, 171, 174, 240, 258, 259
EXPSITEM attribute, 95

F

FEATID attribute, 220
FEATNAME attribute, 220
FEATSIZE attribute, 220
feature ID, 220
feature name, 220
feature sequence number, 223
feature size, 220
FILE attribute, 27, 48, 111, 173
FILE Class, 58, 113, 191
attributes, 58, 113, 191
FILE connect list, 27
file domains, 23
file group name, 119, 131, 211, 242, 246, 250, 254
file masks, 24
file MD5 signature, 50, 176, 227, 242, 248
file name
behavior, 51, 177
panel, 228
resource, 115, 119, 131, 192, 211, 224, 233, 254
SD depot, 243
SVR4 depot, 250
file name or pattern to search for, 60
file owner name, 119, 131, 211, 242, 246, 250, 254
file permissions, 212, 243, 247, 251, 255
file signature, 116, 120, 132, 194, 212, 225, 234, 255
file signature type, 114, 118, 130, 191, 210, 223, 232,
253

file size, compressed, 50, 114, 118, 130, 137, 176, 191,
210, 223, 227, 233, 242, 249, 253
file type, 234
file verify, 34
file verify method, 34
file version, 191, 214, 217
file, description, 15
FILEAUDT, 60
FILEMD5 attribute, 50, 176, 197, 204, 227, 242, 245,
248
FILESCAN Class, 62
attributes, 62
FILTER attribute, 98
FILTER Class, 63
attribute, 63
Filter Expression [Obj.Var = Value], 98
filtering, 25, 26
filtering method, 32, 35
FIXNUM attribute, 113
FLUSHU attribute, 84
FORCE attribute, 197
FORMAT attribute, 69
free unused pool elements, 157
frequency, 73, 127, 239
friendly name, 43, 49, 50, 54, 55, 59, 62, 63, 65, 67,
68, 71, 79, 105, 112, 113, 118, 123, 125, 130, 136,
156, 159, 163, 167, 174, 176, 181, 183, 187, 191,
201, 208, 210, 222, 227, 231, 232, 237, 242, 249,
253, 257, 259, 264
FROM resource
object ID, 136
origin, 136
signature, 136
size, 136
FROMFDCI attribute, 136
FROMID attribute, 136
FROMSIG attribute, 136
FROMSIZE attribute, 136

fully qualified path for CMD, 264
FVERSION attribute, 113, 191, 214, 217

G

GATEWY01 attribute, 90
get control information for classes, 23
GETINFO attribute, 23
GROUP attribute, 59
group membership information, 157
group name for audited components, 59
group name of catalog, 165
group name, file, 119, 131, 211, 242, 250, 254

H

HAL Statistics, 90
HAL_VER attribute, 90
HALCOMP attribute, 90
HALDATE attribute, 90
HALFNAME attribute, 90
HALFVER attribute, 90
HALINAME attribute, 90
HALLANG attribute, 90
HALPNAME attribute, 90
HALPVER attribute, 90
HALSIZE attribute, 90
Hardware Class Connection, 91
hardware information, collection, 157
harness call, 242, 243, 244, 249, 250, 252
HDLOCAL attribute, 89
HDREMOTE attribute, 89
HIDE attribute, 220
hide features in CP A/R dialog, 220
hot key assigned by MS Windows, 56, 184
HP OpenView Solutions for Servers, 17
HTTP Class, 196

attributes, 196
HTTPADDR attribute, 196
HTTPLOG attribute, 196
HTTPNVDS attribute, 196
HTTPPORT attribute, 196
HTTPPROXO attribute, 196
HTTPPROXP attribute, 196
HTTPPROXY attribute, 196
HTTPVDIR attribute, 196

I

icon description, 56, 184
icon file, 56, 184
IDIRNAME attribute, 201
IDIRPIC attribute, 201
IFREQ attribute, 197
IMMEDIATE, 74, 128, 239
INCLUDE attribute, 63
include connection, 62
include globe pattern, 63
includes, 48
INCLUDES attribute, 49, 62, 111, 174
includes connection, 18
incompatible patches, 245
INCOMPS attribute, 245
index of icon, 56, 184
INITIAL attribute, 257
initial version to activate, 257
install behavior, 50
INSTALL Class, 200
 attributes, 200
install deferral, allow, 163
install directory name, 201
install directory picture, 201
install resource, 54

- install state, 220
- install type picture, 202
- install under system account, 47, 110, 172
- Install/Update/Delete/Version Change, 43, 106, 167
- installation date, 166
- installation directory, alternative, 152
- installation drive, alternative, 152
- installation method
 - behavior, 177, 227
 - link, 55, 208
 - resource, 54, 114, 119, 131, 192, 211, 233, 242, 249, 254
 - service, 45, 50, 108, 170, 188, 223
- installation, CM Application Manager, 55, 182, 208
- installed date, 42, 104, 187
- Installed state of application, 45, 108, 170, 188
- INSTANCE attribute, 149
- instance GUID, 50, 71, 123, 125, 176, 191, 210, 220, 222, 227, 231, 232, 237, 242, 245, 249, 253
- instance masks, 24
- instance name, 149
- instance verify, 34
- instance verify method, 34
- instance, description, 15
- INSTDATE attribute, 42, 104, 166, 187
- INSTREQ attribute, 197
- INTERNAL attribute, 59
- internal name, 59
- Internet cache, preserving, 223
- Internet Proxy detection, 83
- IPADDR attribute, 71, 125, 237
- IPADDR01 attribute, 90
- ITEMS attribute, 42, 49, 104, 112, 166, 174

J

- JITARGS attribute, 55, 182, 208

- JITLNK attribute, 55, 182, 208
- JITPATH attribute, 55, 183, 208

K

- KEYFILE attribute, 201
- KEYS attribute, 67

L

- LADAPT01 attribute, 90
- LANGUAGE attribute, 59, 140
- legal notices, 2
 - copyright, 2
 - restricted rights, 2
 - trademark, 2
 - warranty, 2
- Length column, description, 20
- LEVEL attribute, 113
- LICENSE File, 16
- link creation method, 55, 183
- link delete method, 55, 183, 208
- link path, 56, 184
- LINKDEST attribute, 118, 210
- list class instances, 24
- list class masks, 24
- list discrete instances, 24
- list domain masks, 24
- list file domains, 23
- list file masks, 24
- list files, 23
- LIST filter attribute, 25, 26, 32, 33, 35
- list instance masks, 24
- LISTCLAS attribute, 23
- LISTDOMN attribute, 23
- LISTFILE attribute, 23
- LISTINST attribute, 24
- Local Drives, 89

local repair, 42, 105, 166

LOCATION attribute, 28, 50, 59, 113, 118, 122, 130, 176, 191, 197, 204, 210, 214, 217, 222, 232, 242, 245, 248, 253

LOCATION Class, 91

LOCATION Class attributes, 91

long description, 42, 48, 104, 111, 166, 173, 187, 268, 270

LREPAIR attribute, 42, 105, 166

LSCRIPT attribute, 84

M

MACALIAS Class, 208
attributes, 208

MACFILE Class, 118, 210
attributes, 210

MACHINE Domain, 17

machine/user, 55, 183, 208

MACHUSER attribute, 55, 183, 208

Macintosh file creator of alias, 209

Macintosh file type of alias, 209

Maintenance Activation, 82

maintenance modules, 82

MAINTLOC Class, 122
attributes, 122

Manager directory location, 60

Manager REXX method, 147

manager stores data, 51, 178, 228

mandatory/optional, 46, 52, 56, 68, 109, 115, 120, 123, 132, 171, 178, 184, 189, 193, 209, 211, 224, 229, 231, 234, 243, 250, 255

mandatory/optional on client, 247

MANUFACT Class, 142
attributes, 142

Mask Filter, 35

MASK filter attribute, 25, 26, 32, 33, 35

MASKCLAS attribute, 24

MASKDOMN attribute, 24

MASKFILE attribute, 24

MASKINST attribute, 24

maximum acceptable method return code, 270

maximum disk space, 157

MBLCONFG Class, 146

MBLCONFG Class attributes, 146

MCAST attribute, 149

MCELIGBL attribute, 42, 105, 167

MCORDER attribute, 149

MD5, 136

MDELAY attribute, 149

member name of method, 268

MEMORY attribute, 89

MESSAGE attribute, 136

Message, send to audit resource, 157

METACLAS attribute, 28

METACLAS Class, 181
attributes, 181

METACLASS connect list, 28

method, 270
client update, 181
create a link, 183
create link, 55, 208
create resource, 72, 126, 238
delete, 175
delete behavior, 50, 177, 227
delete link, 55, 183, 208
delete resource, 54, 72, 114, 119, 126, 131, 192, 211, 233, 238, 242, 249, 254
delete service, 45, 108, 170, 188, 223
delete the client, 181
EDMCLNK, 56
event reporting, 42, 104, 166
expression resolution, 46, 49, 53, 54, 56, 61, 74, 108, 112, 129, 159, 171, 174, 240, 258, 259
file open error, 51, 119, 131
filtering, 32, 35
initialize client, 181

- initialize resource, 51, 54, 60, 114, 119, 131, 177, 192, 211, 228, 233, 242, 250, 254
- initialize service, 45, 108, 171, 188, 223
- install behavior, 50, 177, 227
- install client, 181
- install resource, 54, 114, 119, 131, 192, 211, 233, 242, 249, 254
- install service, 45, 108, 170, 188, 223
- repair client instance, 54, 114, 119, 131, 192, 211, 254
- repair resource, 243, 250
- repair service, 108, 171, 224
- service pre-delete, 103, 164
- service pre-repair, 103, 165
- service pre-update, 103, 165
- to update client instance, 117
- update, 75, 129, 240
- update client instance, 54, 121, 133, 179, 195, 213, 230, 235, 244, 252, 256
- update service, 47, 110, 172, 190, 226
- update/add client file, 51, 114, 119, 131, 177, 181, 192, 211, 223, 228, 233, 242, 249, 254
- update/add client instance, 53
- utility resolution, 40, 102, 140, 141, 159, 164, 186
- verify, 175
- verify client, 75, 129, 240
- verify client instance, 54
- verify domain, 34
- verify file, 34
- verify instance, 34
- verify resource, 244, 252
- verify service, 45, 47, 110, 172, 226
- method attribute type, 19
- method CLNK processing, 56, 183, 208
- method description, 268
- method to create link, 208
- method to de-install resource, 246
- method to install resource, 246
- method to repair resource, 246
- method to verify resource, 247
- method type, 268
- MGRNAME attribute, 71, 125, 237
- MGRVLOC Class, 77

- attributes, 77
- MGRVLOC instance, 61
- minimum file size for multicast, 149
- Minimum Free Disk Space Threshold, 83
- minimum number of clients requesting file, 149
- MINREF attribute, 149
- MINSIZE attribute, 149
- mode, 268
- MODE attribute, 149, 151
- MODEL Class, 143
 - attributes, 143
- MSI Class, 222
 - attributes, 222
- MSI features, 223
- MSI product GUID, 222
- MSI verbose trace, 156
- MSIBASIC class
 - attributes, 217
- MSIDRIVR attribute, 222
- MSIFEATS Class, 220
 - attributes, 220
- MSIPROPS, 221
- MSIPROPS class, 221
- MSIPROPS Class
 - attributes, 221
- MSITRACE attribute, 156
- MULTICAST class, 147
 - attributes, 147
- multicast
 - address, 147
 - eligibility, 167
 - enabling, 149
 - minimum file size, 149
 - mode, 149
 - window duration, 150
- multicast eligible, 105
- Multicast Server IP, 147

Multicast Server port, 147
multicast UPD port, 150
multi-casting, 42
MWINDOW attribute, 150

N

name

- administrator, 22
- application, 200
- author, 41, 102, 164, 186
- behavior, 178
- behavior file, 51, 177
- catalog group, 165
- class, 148
- domain, 149
- instance, 149
- organization, 222
- package, 174
- panel file, 228
- PDS member, 178, 193, 224
- resource, 115, 120, 132, 193, 212, 224, 229, 234, 243, 250, 255
- resource file, 115, 119, 131, 192, 211, 224, 233, 254
- SD depot file, 243
- SVR4 depot file, 250
- USER Class, 265
- vendor, 169, 188

NAME, 91

NAME attribute, 43, 49, 50, 54, 55, 59, 62, 63, 65, 67, 68, 69, 71, 79, 84, 88, 89, 95, 98, 105, 112, 113, 118, 123, 125, 130, 136, 140, 141, 156, 159, 163, 167, 174, 176, 181, 183, 187, 191, 197, 201, 204, 208, 210, 214, 217, 222, 227, 231, 232, 237, 242, 245, 249, 253, 257, 259, 264

Name of Columns (CSV format), 94

name space, 67, 79

NAMESPACE attribute, 67, 69, 79

NETAVAIL attribute, 71, 125, 237

NETLOC01 attribute, 90

NETSPEED attribute, 85

NETTTL attribute, 85, 98

NETWORK attribute, 90
network threshold, 162
network zone of alias target, 209
next version to activate, 257
NEXTVERS attribute, 257
NOTIFY File, description, 18
number of component instances, 42
number of deferrals allowed, 162
number of ping attempts, 71, 125, 237
number of resends, 150
number of router hops, 150
nvdkit, 54

- hide method, 242

O

object GUID, 118, 130
object ID of FROM resource, 136
object ID of TO resource, 136
object, deleting, 23
OBJGUID attribute, 50, 71, 113, 118, 123, 125, 130, 176, 191, 197, 204, 210, 214, 220, 222, 227, 231, 232, 237, 242, 245, 249, 253
OBSOLETE attribute, 245
obsolete patches, 245
operation mode, 151
option description, 201
option selected, 201
optional/mandatory, 46, 52, 56, 68, 109, 115, 120, 123, 132, 171, 178, 184, 189, 193, 209, 211, 224, 229, 231, 234, 243, 250, 255
options picture, 201
options, deferring, 163
OPTS1SEL attribute, 201
OPTS1TXT attribute, 201
OPTS2SEL attribute, 201
OPTS2TXT attribute, 201

- OPTS3SEL attribute, 201
- OPTS3TXT attribute, 201
- OPTS4SEL attribute, 201
- OPTS4TXT attribute, 201
- OPTSPIC attribute, 201
- organization name, 222
- ORGNAME attribute, 59, 222
- origin of FROM resource, 136
- origin of TO resource, 136
- original file name, 59
- OS attribute, 89
- OS Domain, 17
- OS where patch was built, 136
- OSIGNITE Domain, 17
- OSJUMP Domain, 17
- OSKICK Domain, 17
- OSNIM Domain, 17
- OSYAST Domain, 17
- output object prefix, 62, 67
- OUTPUT attribute, 60, 62, 67, 69, 79
- output object name, 60, 79
- OWNER attribute, 43, 49, 105, 112, 167, 174
- owner of package, 43, 49, 105, 112, 167

P

- package
 - definition, 14
 - owner, 43, 49, 105, 112, 167
- PACKAGE attribute, 28, 259
- PACKAGE Class, 48, 111, 173
 - attributes, 48, 111, 173
- package compressed resource size, 112
- PACKAGE connect list, 28
- package connection, 259
- package file size
 - compressed, 111

- package file size, compressed, 48
- package includes, 48, 49, 111, 173, 174
- package level, required, 174
- package name, 112, 174
- package release, 49, 112, 174
- package resource file size
 - compressed, 173
- package resource size, 49
- package resource size, uncompressed, 174
- packets
 - backup, 150
 - delay after, 148
 - delay between, 148
- panel
 - date stamp, 228
 - file name, 228
 - size, 229
 - time stamp, 230
- PANEL attribute, 28
- PANEL Class, 227
 - attributes, 227
- PANEL connect list, 28
- parameters, 67
- parameters passed to method, 268
- parameters passed to the command, 264
- parent feature ID, 220
- PARENTID attribute, 220
- PARMS, 67
- passport registration, 6
- patch
 - date stamp, 137
 - size, 137
 - time stamp, 137
- patch builder version, 136
- PATCH Class, 16, 136
 - attributes, 136
- patch control, 137

- patch depot file name, 246
- PATCH Domain, 16
- patch resource status, 137
- patch status, 136
- patched packages, 246
- patching, 114, 119, 131, 157, 192, 211, 224, 254
- PATCHMGR Domain, 17
- path
 - CM Application Manager, 55, 183, 208
 - link, 56, 184
- PATH attribute, 49, 112, 174
- PATH Class, 68, 123, 231
 - attributes, 68, 123, 231
- PDACONFIG Class, 151
 - attributes, 151
- PDS member name, 51, 60, 115, 178, 193, 224, 228
- percent disk limit for cache, 41
- perform
 - patching, 114
 - staging, 154
- perform patching, 119, 131, 192, 211, 224, 254
- PERIODIC, 73, 128, 239
- PERIPHER attribute, 90
- persistent object name, 52, 60, 115, 178, 193, 224, 229
- persistent objects, 82
- ping attempts, 71, 125, 237
- PINGCNT attribute, 71, 125, 237
- PINGDLAY attribute, 71, 125, 237
- PKGARCH attribute, 204
- PKGDESC attribute, 198
- PKGNAME attribute, 49, 112, 174, 204
- PKGREL attribute, 205
- PKGREV attribute, 249
- PKGS attribute, 246
- PKGSUMM attribute, 205

- PKGVER attribute, 205, 249
- PNLOUTBR attribute, 95
- POLICY Domain, 16, 139
- pool elements, 157
- PORT attribute, 150
- POS attribute, 136
- post audit data to URL, 67
- Post Catalog Script, 83
- PRDMAINT attribute, 28
- PRDMAINT Class, 124
 - attributes, 124
- PRDMAINT Domain, 101
- PRDMAINT Domain, 16
- Pre Outbox Script, 84
- pre-delete method, 41, 103, 164
- prefixes
 - application, 22
 - department, 22
- pre-repair method, 41, 103, 165
- PREREQ attribute, 198
- preserve Internet cache, 223
- pre-update method, 41, 103, 165
- price, 43
- PRICE attribute, 43, 105, 167, 187
- price of an application, 105
- PRIMARY File
 - ADMIN Domain, 16, 21
 - AUDIT Domain, 16, 39
 - CLIENT Domain, 16
 - CLIENT Domain, 81
 - description, 16
 - PATCH Domain, 16, 135
 - POLICY Domain, 16, 139
 - PRDMAINT Domain, 101
 - PRDMAINT Domain, 16
 - SOFTWARE Domain, 16, 161
 - SYSTEM Domain, 17, 263
- PRINTER attribute, 90

- priority, 56, 68, 73, 123, 127, 183, 209, 231, 233, 238
 - executes, 157
 - sequence, 52, 115, 120, 132, 178, 193, 212, 225, 229, 243, 251, 255
- PRIORITY attribute, 99
- PROCESS Class, 270
 - attributes, 270
- process description, 270
- PROGGUID attribute, 41, 103, 165, 218, 222
- PRODUCT attribute, 60, 99, 114
- Product Filter, 99
- product name, 60
- product version, 60, 222
- PRODVER attribute, 222
- PRODVERS attribute, 60
- PROFILE File, description, 17
- progress indicator, 44, 107, 169
- promote version, 191
- Prompt for offline mode, 93
- PROPERTY attribute, 70, 79
- property values to collect, 79
- PROPNAME attribute, 221
- provider (Manager) name, 73, 127, 238
- PROXY attribute, 99
- Proxy Server Address, 95
- Proxy Server Port, 96
- PROXYADD attribute, 95
- PROXYDSC attribute, 96
- PROXYPRT attribute, 96
- PROXYUSE attribute, 96
- PUBDATE attribute, 43, 105, 167, 187
- published date of service, 43, 105, 167, 187
- publisher version, 56, 183, 192, 224, 233
- Push Back, 85, 99
- PUSHBACK attribute, 99

- PUSHBAKC attribute, 85
- PUTTYE attribute, 272
- PVERSION attribute, 114, 136, 191, 214, 218

Q

- query condition statement, 79
- Query Filter, 35
- QUERY filter attribute, 26, 35

R

- RAD2XUI attribute, 85
- RADHWCFG Class, 89
- RADHWCFG Class attributes, 89
- Radia Proxy Server, URL address, 152
- Radia template DB version, 267
- RADIA_UPLOAD, 64
- RADSTATE attribute, 88
- RADTIMEQ, 72, 75, 126, 238
- RADTRAY attribute, 85
- Radtray Command Line Arguments, 85
- RadTray Menu Command n, 97
- RadTray Menu Text n, 97
- RADUICFG Class, 91, 93
 - attributes, 93
- RCS directory location, 64
- RCSDATA attribute, 86
- RDM method, 272
- REBOOT attribute, 43, 106, 167
- reboot, automatic, 241
- REBOOTD attribute, 89
- REBOOTT attribute, 89
- RECONFIG attribute, 43, 106, 167
- reconfiguration enabled, 43, 106, 167
- REGISTRY attribute, 28, 49, 112, 174
- REGISTRY Class, 69, 232
 - attributes, 69, 232

REGISTRY connect list, 28
 Registry Depth, 232
 RELEASE attribute, 49, 112, 114, 174
 RELYONDB attribute, 249
 Remote Drives, 89
 REMOVAL attribute, 43, 106, 168
 REMUNINS attribute, 86
 repair method

- client instance, 54, 114, 119, 131, 192, 211, 254
- resource, 243, 250
- service, 108, 171, 224

 repair, locally, 42, 105, 166
 REPLACE Class, 236

- attributes, 236

 REPLACE1, 236
 REPLACE9, 236
 REPOPT, 236
 report flags, 59, 63, 66, 78
 reporting events, 42, 104, 166
 reporting events method, 104, 166
 REQACTDT attribute, 258
 REQACTTM attribute, 258
 REQCMS attribute, 205
 REQLIBS attribute, 205
 REQPKGS attribute, 205
 REQUEST attribute, 72, 126, 237
 requested activation date, 258
 requested activation time, 258
 required package level, 49, 112, 174
 required patches, 246
 REQUIRES attribute, 49, 112, 174, 246
 requires connection, 18
 RESENDS attribute, 150
 resends, number, 150
 resolution method, utility, 40, 102, 140, 141, 159, 164, 186
 resolution, stopping with ZSTOP, 46, 49, 53, 54, 56, 61, 74, 108, 112, 129, 159, 171, 174, 240, 258, 259
 resource

- date stamp, 115, 119, 131, 193, 211, 224, 234, 243, 250, 254
- file name, 115, 119, 131, 192, 211, 224, 233, 254
- name, 115, 193, 212, 224, 229, 234, 243, 250, 255
- size, 116, 120, 132, 194, 212, 225, 234, 243, 251, 255
- time stamp, 116, 120, 132, 194, 212, 225, 234, 244, 251, 255

 resource checkpoint, 51, 115, 119, 131, 177, 192, 211, 224, 228, 233, 243, 246, 250, 254
 resource CRC, 51, 60, 115, 119, 131, 177, 192, 211, 224, 228, 233, 243, 246, 250, 254
 resource date stamp, 247
 resource delete method, 54, 114, 119, 131, 192, 211, 233, 242, 249, 254
 resource file

- size, 52
- verify on connect, 53, 116, 121, 133, 179, 195, 213, 226, 230, 235, 244, 252, 256

 resource initialization method, 51, 54, 60, 114, 119, 131, 177, 192, 211, 228, 233, 242, 246, 250, 254
 resource installation method, 54, 114, 119, 131, 192, 211, 233, 242, 249, 254
 resource name, 120, 132
 resource repair method, 243, 250
 resource size, 247
 resource source, 52, 60, 116, 120, 132, 178, 194, 212, 229, 244, 255
 resource time stamp, 247
 resource type, 137
 resource verify method, 244, 252
 resource version, 53, 116, 120, 132, 179, 194, 212, 225, 230, 234, 244, 247, 251, 255
 RESPFIL attribute, 249
 RESPOBJ attribute, 249
 RESPONSE attribute, 249
 response file path, 249

- restart, 52, 115, 120, 132, 178, 194, 212, 225, 229, 234, 243, 247, 251, 255
- restricted rights legend, 2
- retry
 - interval, 156
 - number of, 156
- RETRYFLG attribute, 72
- RETRYINT attribute, 72, 156
- RETRYLIM attribute, 156
- RETRYLMT attribute, 72
- RETRYRC attribute, 72
- return code, 268, 270
- RIMADR attribute, 146
- RIMOPTS Class, 65
 - attributes, 65
- RIS server address, 151
- RIS server port, 151
- RIS_ADDR attribute, 151
- RIS_PORT attribute, 151
- RMDSADR1 attribute, 146
- RMMFILE Class, 214
 - attributes, 214
- RMPADR attribute, 146
- rnable multicast, 149
- ROLE attribute, 99
- ROLE Class, 144
- ROLE Class attributes, 144
- ROLLBACK attribute, 258
- rollback if install fails, 258
- router hops, 150
- RPM class, 204
 - attributes, 204
- RPSADR1 attribute, 146
- RPSADR2 attribute, 146
- RPTCLASS, 79
- RPTCLASS attribute, 70

Index

- RSTROPT attribute, 86
- RSTRSIZE attribute, 43, 106, 168
- run execute on, 65
- RUNDLG attribute, 44, 107, 168
- RUNEXEC attribute, 65
- RUNSYNC attribute, 72, 126, 238

S

- SALVAGE attribute, 223
- salvage cache files, 223
- SAP Class, 98
- SAP Class attributes, 98
- SAPPING attribute, 86
- SAPPRI attribute, 91
- SAVETEMP attribute, 223
- scan type, 60, 67, 79
- SCANDRVS attribute, 201
- SCANFOR attribute, 60
- SCANNER attribute, 28
- SCANNER Class, 66
 - attributes, 66
- SCANNER connect list, 28
- SCHEDOK attribute, 44, 107, 168, 187
- schedule update locally, 44, 107, 168, 187
- SCHEMA attribute, 67
- SD Class, 241
- SD Class attributes, 241
- SD depot, file name, 243
- search directory, 203
- search drive, 203
- search drives, 201
- search file type, 203
- search for application file, 200
- search for file name, 201
- search operation is scan, 203

- self maintenance
 - display, 156
 - interval, 156
- SELPIND attribute, 156
- send message to audit resource, 157
- Send Reporting Object, 86
- SENDRPT attribute, 86
- separator to use for the parameters, 264
- SEQNO attribute, 220, 223
- sequence number, 220, 223
- sequence priority, 52, 115, 120, 132, 178, 193, 212, 225, 229, 243, 251, 255
- server domain name, 71, 125, 237
- server file type, 52, 116, 120, 132, 179, 194, 212, 225, 229, 244, 247, 251, 255
- server IP address/name, 71, 125, 237
- server name, 71, 125, 237
- Server Name of Alias Target, 209
- server socket number, 72, 126, 238
- service create ordering, 47, 109, 172, 189
- service delete method, 45, 108, 170, 188, 223
- service file type, 60
- service ID, 74, 129, 240
- service initialization method, 45, 108, 171, 188, 223
- service installation date/time, 189
- service installation method, 45, 108, 170, 188, 223
- service multicast eligible, 42, 105, 167
- service name/description, 46, 109, 171, 189
- service notify flag, 151
- service pre-delete method, 41, 103, 164
- service pre-repair method, 41, 103, 165
- service pre-update method, 41, 103, 165
- service repair method, 108, 171, 224
- service status on client, 46, 171
- service status on CM Agent, 109, 189

- service type, 65
- service update date/time, 190
- service update method, 47, 110, 172, 190, 226
- service verified date, 107, 169
- service verify method, 45, 47, 110, 172, 226
- service visible in catalog, 46, 109, 171
- SETTINGS Class, 82
- SETTINGS Class attributes, 82
- SETUSER attribute, 146
- Show Advanced Options, 96
- Show BW Control on Startup, 94
- Show Catalog, 96
- show components, 201
- show end user license agreement, 201
- Show Expand/Collapse Button, 96
- Show Grid Lines, 96
- show in CP add/remove, 223
- show install directory, 201
- show install type, 202
- Show Menus, 96
- show options, 201
- show user info, 202
- show welcome, 202
- Show/Hide Extended Info, 96
- Show/Hide Scheduled Event, 96
- SHOWCOMP attribute, 201
- SHOWEULA attribute, 201
- SHOWIDIR attribute, 201
- SHOWINCP attribute, 223
- SHOWOPTS attribute, 201
- SHOWTYPE attribute, 202
- SHOWUINF attribute, 202
- SHOWWELC attribute, 202
- SHWADVOP attribute, 96

- SHWCATLG attribute, 96
- SHWCOLEX attribute, 96
- SHWGRID attribute, 96
- SHWINFO attribute, 96
- SHWMENUS attribute, 96
- SHWSCHEV attribute, 96
- signature of FROM resource, 136
- signature of patch, 137
- signature of TO resource, 137
- SIGTYPE attribute, 114, 118, 130, 136, 191, 210, 214, 218, 223, 232, 253
- size
 - application, compressed, 42, 104, 165
 - behavior, 178
 - dialog file, compressed, 187
 - package file, compressed, 48, 111
 - package resource, 174
 - package resource file, compressed, 173
 - panel, 229
 - patch, 137
 - resource, 52, 116, 120, 132, 194, 212, 225, 234, 243, 251, 255
- SIZE attribute, 44, 49, 107, 112, 168, 174, 187
- Size of FROM Resource, 136
- size of TO resource, 137
- SLFINTVL attribute, 156
- SOCKET attribute, 72, 126, 238
- SOFTWARE Domain, 16, 161
- Solaris patch ID, 247
- SOLPATCH Class, 245
- SOLPATCH Class Attributes, 245
- SOURCE attribute, 258
- source for currently active version, 258
- Specify RGB or actual Color, 94
- SPEVEL attribute, 114
- SQLDSN attribute, 272
- SQLPASSW attribute, 272
- SQLTABLE attribute, 272
- SQLTABLE Class, 272
 - attributes, 272
- SQLTOUT attribute, 272
- SQLUSER attribute, 272
- SRCOBJ attribute, 272
- stager
 - description, 153
 - directory, 155
 - drive, 155
 - environment, 153
 - IP address, 155
 - name, 155
 - port, 154
 - protocol, 153
- STAGER Class, 152
 - attributes, 152
- staging, enable, 154
- starting directory, 175
- Startup param modifications, 97
- Startup parameter filename, 97
- STATE attribute, 220
- states of the application
 - Available, 45, 108, 170, 188
 - Installed, 45, 108, 170, 188
 - Synchronized, 45, 108, 170, 188
 - Verified, 45, 108, 170, 188
- states, allowed, 220
- STATSTRT attribute, 96
- status
 - client, 121, 133, 213, 235, 244, 252, 256
 - client file, 119, 131, 177, 193
- STATUS attribute, 136, 258
- status explanation, 136
- status indicator, display, 157
- status of client, 56, 184
- status of current version, 258
- status of patch, 136

- status of patch resource, 137
- Status window on startup, 96
- stop RCS detection, 72, 126, 238
- stop resolution, 46, 49, 53, 54, 56, 61, 74, 108, 112, 129, 159, 171, 174, 240, 258, 259
- stop unless Radia connect, 46, 171
- STORE attribute, 150
- STORUSER attribute, 146
- STREAM attribute, 99
- STRTCHNG attribute, 97
- STRTFILE attribute, 97
- STRUPMSG attribute, 97
- subdirectory levels to scan, 63
- SUBNET Class, 145
- SUBNET Class attributes, 145
- SUBNET01 attribute, 90
- support, 6
- SVC_NTIFY attribute, 151
- SVR4 Class, 248
- SVR4 Class attributes, 248
- SVR4 depot, file name, 250
- Symbolic Link Destination, 210
- synchronization flag, 268
- synchronize flag, 264
- Synchronized state of application, 45, 108, 170, 188
- synchronous timer execution, 72, 126, 238
- SYSTEM Domain, 17, 263

T

- table name, 272
- TCMDTXT0n attribute, 97
- technical support, 6
- threshold, 162
 - network, 162
- threshold download restart, 106, 168

- THROTYPE attribute, 87, 100, 168
- time between pings, 71, 125, 237
- time out, 272
- time owner, 73
- time parameter, 73, 127, 239
- time stamp
 - behavior, 52, 179
 - panel, 230
 - patch, 137
 - resource, 116, 120, 132, 194, 212, 225, 234, 244, 251, 255
- timeout
 - alert, 162
 - cont/defer, 162
- TIMEOUT, 79
- TIMEOUT attribute, 87, 100
- time-out of client, 157
- TIMER Class, 71, 125, 237
 - attributes, 71, 125, 237
- timer for next version activation, 258
- timer owner, 127, 239
- TIMERCON attribute, 258
- TIMEZONE attribute, 140
- TMNUTXT0n attribute, 97
- TO resource
 - object ID, 136
 - origin, 136
 - signature, 137
 - size, 137
- TOFDCI attribute, 136
- TOOID, 136
- TOSIG attribute, 137
- TOSIZE attribute, 137
- trace
 - log level, 158
 - on or off, 157
- trademark notices, 2
- TTL attribute, 150

- type, 73, 128, 239
- TYPE attribute, 60, 67, 70, 79, 100
- type button caption, 202
- Type column, description, 20
- type description, 202
- type of resource, 137
- type selection, 202
- type selection-calc. pack size, 156
- TYPE1BTN attribute, 202
- TYPE1TXT attribute, 202
- TYPE2BTN attribute, 202
- TYPE2TXT attribute, 202
- TYPE3BTN attribute, 202
- TYPE3TXT attribute, 202
- TYPEPIC attribute, 202
- TYPESEL attribute, 202
- TYPSEL attribute, 156

U

- UI Class Connection, 91
- UI dialogs, 85
- UINF1LBL attribute, 202
- UINF1TXT attribute, 202
- UINF2LBL attribute, 202
- UINF2TXT attribute, 202
- UINF3LBL attribute, 202
- UINF3TXT attribute, 202
- UINFNAME attribute, 202
- UINFPIC attribute, 202
- UIOPTION attribute, 44, 107, 169
- UNAME attribute, 156
- unconditionally install patch, 246
- UNCONINS attribute, 246
- UNIX File connect list, 28
- UNIXFILE attribute, 28, 49, 112, 174
- UNIXFILE Class, 253
- UNIXFILE Class attributes, 130, 253
- UNIXPERM Class, 76
 - attributes, 76
- un-managed behavior, 43, 106, 168
- unused pool elements, 157
- update deferral, allow, 163
- Update Filter, 35
- UPDATE filter attribute, 25, 26, 32, 33, 35
- update force bypass remove, 190
- update method, 75, 129, 240
 - client, 181
 - client instance, 53, 54, 179, 195, 213, 230, 235, 244, 252, 256
 - service, 47, 110, 172, 190, 226
- UPDATE method, 75, 129, 240
- update schedule locally, 44, 107, 168, 187
- update/add method, client, 51, 114, 119, 131, 177, 181, 192, 211, 223, 228, 233, 242, 249, 254
- updates to doc, 4
- UPDDATE attribute, 44, 107, 169, 187
- UPGDATE attribute, 44, 107, 169, 188
- upgrade date, 44, 107, 169, 187
- upgrade date of application, 44, 107, 169, 188
- Upgrdmaint, 82
- UPROIMPT attribute, 214
- URI attribute, 100
- URL attribute, 44, 67, 107, 169, 188
- URL name, 107, 169
- USAGE Domain, 17
- Use Default SAP, 87
- Use Proxy Server, 96
- Use WMI to collect data, 90
- USEDEFS attribute, 87
- USELSAP attribute, 87
- USER attribute, 28

- USER Class, 156
 - attributes, 156
- USER Class name, 265
- USER connect list, 28
- user controls MSI features, 223
- user ID for enterprise, 157
- user info - name, 202
- user info - text, 202
- user info label, 202
- user info picture, 202
- user name, 272
- User to Prime Multicast Server, 148
- user/machine, 55, 183, 208
- USERCNTL attribute, 223
- USERID attribute, 157
- utility resolution method, 40, 102, 140, 141, 159, 164, 186

V

- VALUE attribute, 221
- Value of Base Instance column, description, 20
- variable attribute type, 18
- VC000 attribute, 273
- vendor, 60
- VENDOR attribute, 44, 60, 107, 169, 188
- vendor name, 44, 107, 169, 188
- VERCON01 attribute, 258
- VERDATE attribute, 44, 107, 169, 188
- verified date of service, 44, 107, 169, 188
- Verified state of application, 45, 108, 170, 188
- verify
 - domain, 34
 - file, 34
 - instance, 34
- VERIFY attribute, 55, 183, 221
- verify desktop, 158

- verify method, 175
 - client, 75, 129, 181, 240
 - client instance, 54
 - resource, 244, 252
 - service, 45, 47, 110, 172, 226
- verify resource file on connect, 53, 116, 121, 133, 179, 195, 213, 226, 230, 235, 244, 247, 252, 256
- VEROBJ attribute, 24
- version, 60
 - file, 191, 214, 217
 - patch builder, 136
 - promote, 191
 - publisher, 56, 183, 192, 224, 233
 - resource, 53, 116, 120, 132, 179, 194, 212, 225, 230, 234, 244, 251, 255
- version activation level, 190
- VERSION attribute, 44, 60, 107, 169
- VERSION Class, 259
 - attributes, 259
- version connection, 258
- version description, 44, 107, 169
- version skip rebuild flag, 52, 116, 120, 132, 179, 194, 212, 225, 229, 244, 247, 251, 255
- VGROUP Class, 257
 - attributes, 257
- vgroup control, 257
- virtual manager location, 61
- visibility flag, 56, 184
- vpath, 156

W

- Warn if Startup file change, 97
- warranty, 2
- WBEM Class, 78, 79
 - attributes, 78
- Web URL, 188
- WEB URL name, 44, 107, 169
- welcome picture, 203
- WELCPIC attribute, 200, 201, 202, 203

- Windows Installer applications, 103, 165
- WMI attribute, 28
- WMI connect list, 28
- WMISCAN attribute, 90
- WORKDIR attribute, 175
- WORKGRP attribute, 28
- WORKGRP Class, 159
 - attributes, 159
- WORKGRP connect list, 28
- working directory, 57, 185
- WSCTRL class, 262
- WTSACS Class, 260
- WTSACS Class Attributes, 260
- WTCTRL Class Attributes, 262
- WTSSVR attribute, 89

Z

- ZADMIN attribute, 29
- ZADMIN class, 23
 - attributes, 23
- ZADMIN connect list, 29
- ZADMIN instance, 22
- ZAPPNAME attribute, 214
- ZAVIS attribute, 45, 108, 170, 188
- ZBITARCH, 45, 49, 170, 174
- ZBWPACT attribute, 170
- ZBWPCT attribute, 170
- ZCHNAME attribute, 72, 126, 238
- ZCMDSC1 attribute, 264
- ZCMDSC2 attribute, 264
- ZCMDNAME attribute, 264
- ZCMDOPTN attribute, 264
- ZCMDPATH attribute, 264
- ZCMDPRMS attribute, 264
- ZCMDSEP attribute, 264
- ZCMDSYNC attribute, 264
- ZCMDTYPE attribute, 264
- ZCMDUCLS attribute, 265
- ZCMPKEY attribute, 50, 114, 118, 130, 176, 191, 210, 214, 223, 227, 233, 253
- ZCMPSIZE attribute, 50, 114, 118, 130, 137, 176, 191, 198, 205, 210, 214, 218, 223, 227, 233, 242, 246, 249, 253
- ZCOMMAND attribute, 266
- ZCOMMAND Class, 264
 - attributes, 264
- ZCONFIG attribute, 157
- ZCONFIG attributes, 89
- ZCONNECT attribute, 29
- ZCONNECT Class, 27
- ZCONNECT Class attributes, 27
- ZCONNECT Class instance, 23
- ZCONNECT connect list, 29
- ZCONSOLE Class, 266
 - attributes, 266
- ZCONTEXT attribute, 45, 55, 108, 114, 170, 183, 192, 210, 215, 218, 223, 233, 253
- ZCONTRL1 attribute, 137
- ZCONTRL2 attribute, 137
- ZCONTRL3 attribute, 137
- ZCONUSER, 31
- ZCONUSER Class, 30
- ZCONUSER Class attributes, 30
- ZCRCINFO attribute, 60
- ZCREATE attribute, 45, 50, 54, 55, 72, 108, 114, 119, 126, 131, 170, 175, 177, 183, 188, 192, 198, 205, 208, 211, 215, 218, 223, 227, 233, 238, 242, 246, 249, 254
- ZDATAURL attribute, 152
- ZDELETE attribute, 45, 50, 54, 55, 72, 108, 114, 119, 126, 131, 170, 175, 177, 183, 188, 192, 198, 205, 208, 211, 215, 218, 223, 227, 233, 238, 242, 246, 249, 254

ZDISCONN attribute, 45, 108, 170
ZDLIMIT attribute, 46, 51, 109, 171, 177, 189, 193
ZDLIMIT attribute attribute, 157, 228
ZFILE Class, 274
 attributes, 274
ZFILEUPD attribute, 51, 114, 119, 131, 177, 192,
 198, 205, 211, 215, 223, 228, 233, 242, 246, 249,
 254
ZGATEWAY attribute, 90
ZGRPINFO attribute, 87, 157
ZHDFFPU01 attribute, 89
ZHDW00 attribute, 89
ZHDW00C attribute, 89
ZHDW00S attribute, 89
ZHDW00T attribute, 89
ZHDW01C attribute, 89
ZHDWBIOS attribute, 89
ZHDWCDDR attribute, 89
ZHDWCOMP attribute, 89
ZHDWCPU attribute, 89
ZHDWCPUN attribute, 89
ZHDWCPUS attribute, 89
ZHDWD00 attribute, 89
ZHDWD00C attribute, 89
ZHDWD00F attribute, 89
ZHDWD00S attribute, 89
ZHDWD01 attribute, 89
ZHDWDF_A attribute, 89
ZHDWDLST attribute, 89
ZHDWDLST attribute, 89
ZHDWDNUM attribute, 89
ZHDWFPU attribute, 89
ZHDWIPAD attribute, 90
ZHDWKYBD attribute, 90
ZHDWLANA attribute, 90

ZHDWLANG attribute, 89
ZHDWMEM attribute, 89
ZHDWMEMF attribute, 89
ZHDWMOUS attribute, 90
ZHDWNET1 attribute, 90
ZHDWNNET attribute, 90
ZHDWOS attribute, 89
ZHDWOSDB attribute, 89
ZHDWOSOG attribute, 89
ZHDWOSOW attribute, 89
ZHDWPA00 attribute, 90
ZHDWPA01 attribute, 90
ZHDWPPAR attribute, 90
ZHDWPPRN attribute, 90
ZHDWPSER attribute, 90
ZHDWSVCP attribute, 89
ZHDWVIDEO attribute, 90
ZHDWVIE attribute, 90
ZHDWVMSI attribute, 90
ZHDWVRES attribute, 90
ZHDWXPAG attribute, 89
ZHWCPU01 attribute, 89
ZINIT attribute, 45, 51, 54, 60, 108, 114, 119, 131,
 171, 177, 188, 192, 198, 205, 211, 215, 218, 223,
 228, 233, 242, 246, 250, 254
ZINSTALL attribute, 56, 183, 208
ZINTENT Class, 269
ZINTENT Class Attributes, 269
ZLIST Class, 36
ZLIST Class attributes, 36
ZLIST Class instance, 23
ZLIST32 Class, 37
ZLIST32 Class attributes, 37
ZLIST32 Class instance, 23, 24
ZMACCRTR attribute, 209

ZMACSRVR attribute, 209

ZMACTRGT attribute, 209

ZMACTYPE attribute, 209

ZMACZONE attribute, 209

ZMASTER object, 56, 184

ZMAXOKRC attribute, 269, 270, 271

ZMBLSGNO attribute, 146

ZMETHOD, 102, 140, 141, 159, 186, 272

ZMETHOD attribute, 274

ZMETHOD Class, 268

ZMETHOD Class attribute, 268

ZMTHDSC1 attribute, 268

ZMTHDSC2 attribute, 268

ZMTHMODE attribute, 268

ZMTHNAME attribute, 268

ZMTHPRMS attribute, 268

ZMTHSYNC attribute, 268

ZMTHTYPE attribute, 268

ZMISTRUN attribute, 268

ZNAME001 attribute, 37

ZNAME01 attribute, 36

ZNETLOC attribute, 90

ZNETNDRV attribute, 152, 154

ZNETNDRV attribute, 152, 154

ZNOPING attribute, 72, 126, 238

ZOBJDATA attribute, 203

ZOBJPATCH attribute, 192

ZOBJPFUE attribute, 157

ZOBJPRI attribute, 56, 73, 127, 183, 209, 233, 238

ZOBJPTCH attribute, 114, 119, 131, 157, 211, 215, 218, 224, 254

ZOPENERR attribute, 51, 114, 119, 131, 177, 192, 198, 205, 211, 215, 218, 224, 228, 233, 242, 246, 250, 254

ZPCPROTL attribute, 153, 196

ZPDAVERS attribute, 215

ZPERGID attribute, 119, 131, 211, 242, 250, 254

ZPERGUID attribute, 198, 205, 246

ZPERUID attribute, 119, 131, 198, 205, 211, 242, 246, 250, 254

ZPRIORIT attribute, 157

ZPRODUCT Class, 271

attributes, 271

ZPRVNAME attribute, 73, 127, 238

ZPUBVER attribute, 56, 114, 183, 192, 215, 224, 233

ZREPAIR attribute, 45, 54, 108, 114, 119, 131, 171, 192, 198, 205, 211, 215, 218, 224, 243, 246, 250, 254

ZRSCAFIL attribute, 209

ZRSCCDIR attribute, 203

ZRSCCDRV attribute, 203

ZRSCCFIL, 193, 229

ZRSCCFIL attribute, 51, 115, 119, 131, 136, 177, 178, 192, 198, 206, 211, 215, 218, 224, 228, 233, 243, 246, 250, 254

ZRSCCKPT attribute, 51, 115, 119, 131, 177, 192, 198, 206, 211, 215, 224, 228, 233, 243, 246, 250, 254

ZRSCCMDL attribute, 73, 127, 238

ZRSCCONF attribute, 51, 115, 119, 131, 177, 192, 198, 206, 211, 215, 224, 228, 233, 243, 246, 250, 254

ZRSCCPADM attribute, 215

ZRSCCRC attribute, 51, 60, 115, 119, 131, 177, 192, 198, 206, 211, 215, 218, 224, 228, 233, 243, 246, 250, 254

ZRSCCSTA attribute, 51, 115, 119, 131, 137, 177, 193, 198, 206, 211, 215, 218, 224, 228, 233, 243, 247, 250, 254

ZRSCDATE, 211, 254

ZRSCDATE attribute, 51, 115, 119, 131, 137, 178, 193, 199, 206, 215, 218, 224, 228, 234, 243, 247, 250

ZRSCFLEV attribute, 199

ZRSCFSET attribute, 199

ZRSCLFIL attribute, 56, 184

ZRSCMDAT attribute, 51, 178, 228

ZRSCMFIL attribute, 60, 76, 77

ZRSCMMEM attribute, 51, 60, 115, 178, 193, 215, 224, 228

ZRSCMO, 51, 177, 228

ZRSCMO attribute, 52, 56, 68, 115, 120, 123, 132, 178, 184, 193, 199, 206, 209, 211, 215, 218, 224, 229, 231, 234, 243, 247, 250, 255

ZRSCNAME attribute, 52, 115, 120, 132, 178, 193, 199, 206, 212, 216, 224, 229, 234, 243, 247, 250, 255

ZRSCOBJN attribute, 52, 60, 115, 178, 193, 216, 224, 229

ZRSCPADM attribute, 60, 115, 120, 132, 193, 199, 206, 212, 224, 234, 243, 247, 250, 255

ZRSCPRI attribute, 52, 68, 115, 120, 123, 132, 178, 193, 199, 206, 212, 216, 218, 225, 229, 231, 243, 247, 251, 255

ZRSCRASH attribute, 52, 115, 120, 132, 178, 193, 199, 206, 212, 216, 218, 225, 229, 234, 243, 247, 251, 255

ZRSCRSCR attribute, 216, 219

ZRSCRSTR attribute, 52, 115, 120, 132, 177, 178, 192, 194, 199, 206, 212, 225, 228, 229, 234, 243, 247, 251, 255

ZRSCSIG attribute, 116, 120, 132, 137, 194, 212, 216, 219, 225, 234, 255

ZRSCSIZE, 137

ZRSCSIZE attribute, 52, 116, 120, 132, 136, 137, 178, 194, 199, 206, 212, 216, 219, 225, 229, 234, 243, 247, 251, 255

ZRSCSRC attribute, 52, 60, 116, 120, 132, 178, 194, 199, 206, 212, 216, 219, 225, 229, 234, 244, 247, 251, 255

ZRSCSTYP attribute, 52, 60, 116, 120, 132, 179, 194, 199, 203, 206, 212, 216, 219, 225, 229, 234, 244, 247, 251, 255

ZRSCSVRB attribute, 52, 116, 120, 132, 179, 194, 199, 206, 212, 216, 225, 229, 244, 247, 251, 255

ZRSCTIME attribute, 52, 116, 120, 132, 137, 179, 194, 199, 206, 212, 216, 219, 230, 234, 244, 247, 251, 255

ZRSCTYPE attribute, 137

ZRSCVERS attribute, 53, 116, 120, 132, 179, 194, 199, 206, 212, 216, 225, 230, 234, 244, 247, 251, 255

ZRSCVLOC attribute, 59, 61, 64

ZRSCVRFY attribute, 53, 116, 121, 133, 179, 195, 199, 207, 213, 216, 219, 226, 230, 235, 244, 247, 252, 256

ZRSTIME attribute, 225

ZRUSEID attribute, 53

ZSCHDEF attribute, 73, 127, 239

ZSCHFREQ attribute, 73, 127, 239

ZSCHMODE attribute, 73, 127, 239

ZSCHTYPE attribute, 73, 128, 239

ZSERVICE attribute, 29

ZSERVICE Class, 40, 102, 164
attributes, 40, 102, 164

ZSERVICE connect list, 29

ZSETMSGA attribute, 157

ZSHOW attribute, 157

ZSTATUS attribute, 56, 121, 133, 184, 199, 207, 213, 235, 244, 247, 252, 256

ZSTGDESC attribute, 153

ZSTGENV attribute, 153

ZSTGLOCS attribute, 154

ZSTGOPT attribute, 154, 196

ZSTGPORT attribute, 154

ZSTGRSRV attribute, 155

ZSTGSDIR attribute, 154

ZSTGSDRV attribute, 154, 155

ZSTOP attribute, 53, 54, 56, 61, 74, 129, 159, 240

ZSTOP000 attribute, 46, 49, 108, 171, 174, 236

ZSTOP001, 109

ZSTOP001 attribute, 112, 258, 259

ZSTOP00n attribute, 100

ZSTOP999 attribute, 46, 171

ZSTOPMAX, 137
 ZSTOPPCT, 137
 ZSUBNET attribute, 90
 ZSVCCAT attribute, 46, 109, 171
 ZSVCCONF attribute, 189
 ZSVCCSTA attribute, 46, 109, 171, 189
 ZSVCINST attribute, 189
 ZSVCMO attribute, 46, 109, 171, 189, 190
 ZSVCMODE attribute, 46, 109, 171
 ZSVCNAME attribute, 46, 109, 171, 189
 ZSVCOID attribute, 74, 129, 240
 ZSVCPRI attribute, 47, 109, 172, 189
 ZSVCRAASH attribute, 110
 ZSVCSEL attribute, 190
 ZSVCSTAT object, 86
 ZSVCTTYP attribute, 47, 110, 172
 ZSVCTYPE, 65
 ZSVCUPD attribute, 190
 ZSVCVERS attribute, 190
 ZSYSACCT attribute, 47, 110, 172
 ZTIMEDIF attribute, 140
 ZTIMEO attribute, 157
 ZTIMEOUT, 137
 ZTIMEQ object, 73, 127, 238
 ZTRACE attribute, 88, 157
 ZTRACEL attribute, 88, 158
 ZUPDATE attribute, 47, 53, 54, 75, 110, 117, 121,
 129, 133, 172, 179, 190, 195, 199, 207, 213, 216,
 219, 226, 230, 235, 240, 244, 247, 252, 256
 ZUSERID attribute, 180, 230, 274
 ZVCMO, 43, 106, 168
 ZVERA Class, 25
 attributes, 25

ZVERC attribute, 29
 ZVERC Class, 26
 attributes, 26
 ZVERC connect list, 29
 ZVERD attribute, 29
 ZVERD Class, 32
 attributes, 32
 ZVERD connect list, 29
 ZVERDT attribute, 158
 ZVERF attribute, 29
 ZVERF Class, 33
 attributes, 33
 ZVERF connect list, 29
 ZVERFDCI, 34
 ZVERFDCI attribute, 29
 ZVERFDCI Class, 34
 attributes, 34
 ZVERFDCI connect list, 29
 ZVERI attribute, 29
 ZVERI Class, 35
 attributes, 35
 ZVERI connect list, 29
 ZVERIFY attribute, 47, 54, 75, 110, 129, 172, 175,
 199, 207, 219, 226, 240, 244, 247, 252
 ZVERINFO attribute, 61
 ZW95ARGS attribute, 56
 ZW95DESC attribute, 56, 184
 ZW95HOTK attribute, 56, 184
 ZW95ICON attribute, 56, 184
 ZW95INDX attribute, 56, 184
 ZW95PATH, 56, 184
 ZW95PATH attribute, 56, 184
 ZW95SHOC attribute, 56, 184
 ZW95WDIR attribute, 57, 185