

HP OpenView Configuration Management

Release Version: Radia 4.2

Feature Notes

Document Release Date: December 2005

Product Release Date: November 2005



Legal Notices

Warranty

Hewlett-Packard makes no warranty of any kind with regard to this document, including, but not limited to, the implied warranties of merchantability and fitness for a particular purpose. Hewlett-Packard shall not be held liable for errors contained herein or direct, indirect, special, incidental or consequential damages in connection with the furnishing, performance, or use of this material.

A copy of the specific warranty terms applicable to your Hewlett-Packard product can be obtained from your local Sales and Service Office.

Restricted Rights Legend

Use, duplication, or disclosure by the U.S. Government is subject to restrictions as set forth in subparagraph (c)(1)(ii) of the Rights in Technical Data and Computer Software clause in DFARS 252.227-7013.

Hewlett-Packard Company
United States of America

Rights for non-DOD U.S. Government Departments and Agencies are as set forth in FAR 52.227-19(c)(1,2).

Copyright Notices

© Copyright 2005 Hewlett-Packard Development Company, L.P.

No part of this document may be copied, reproduced, or translated into another language without the prior written consent of Hewlett-Packard Company. The information contained in this material is subject to change without notice.

Trademark Notices

Linux is a registered trademark of Linus Torvalds.

Microsoft®, Windows®, and Windows® XP are U.S. registered trademarks of Microsoft Corporation.

Acknowledgements

PREBOOT EXECUTION ENVIRONMENT (PXE) SERVER
Copyright © 1996-1999 Intel Corporation.

TFTP SERVER
Copyright © 1983, 1993
The Regents of the University of California.

OpenLDAP
Copyright 1999-2001 The OpenLDAP Foundation, Redwood City, California, USA.
Portions Copyright © 1992-1996 Regents of the University of Michigan.

OpenSSL License
Copyright © 1998-2001 The OpenSSLProject.

Original SSLeay License
Copyright © 1995-1998 Eric Young (eay@cryptsoft.com)

DHTML Calendar
Copyright Mihai Bazon, 2002, 2003

Documentation Updates

This manual's title page contains the following identifying information:

- Version number, which indicates the software version
- Document release date, which changes each time the document is updated
- Software release date, which indicates the release date of this version of the software

To check for recent updates or to verify that you are using the most recent edition, visit the following URL:

http://ovweb.external.hp.com/lpe/doc_serv/

You will also receive updated or new editions if you subscribe to the appropriate product support service. Contact your HP sales representative for details.

Support

You can visit the HP OpenView support web site at:

<http://www.hp.com/managementsoftware/support>

This web site provides contact information and details about the products, services, and support that HP OpenView offers.

HP OpenView online software support provides customer self-solve capabilities. It provides a fast and efficient way to access interactive technical support tools needed to manage your business. As a valuable support customer, you can benefit by using the support site to:

- Search for knowledge documents of interest
- Submit enhancement requests online
- Download software patches
- Submit and track progress on support cases
- Manage a support contract
- Look up HP support contacts
- Review information about available services
- Enter discussions with other software customers
- Research and register for software training

Most of the support areas require that you register as an HP Passport user and sign in. Many also require a support contract.

To find more information about access levels, go to:

http://www.hp.com/managementsoftware/access_level

To register for an HP Passport ID, go to:

<http://www.managementsoftware.hp.com/passport-registration.html>

Contents

Product CD-ROMs	7
What's New?.....	7
Configuration Management v4 Server Management (November 2005)	7
Configuration Management v4 Radia Applications (July 2005)	8
Configuration Management v4 Radia Configuration Server (November 2005)	8
Configuration Management v4 Radia Infrastructure (November 2005)	9
Configuration Management v4 OS Manager 2.1 Using Radia (November 2005)	9
Configuration Management v4 Patch Manager 2.2 Using Radia (November 2005).....	9
Configuration Management v4 Usage Manager v2.1 Using Radia (February 2005).....	9
Radia 3 MAC OS/X Client (October 2004)	10
Radia 3 PDA Client (July 2004).....	10
Configuration Management v4 Documentation (November 2005).....	10
Product Features	11
Adapter for HP OpenView	11
Adapter for HP OpenView Operations	11
Administrator Workstation – Packager	11
Administrator Workstation – Publisher	11
Administrator Workstation – System Explorer.....	12
Application Manager	12
Configuration Analyzer	12
Configuration Server	12
Configuration Server – Database	12
Distributed Configuration Server.....	13
Extensions for Windows Installer	13
Inventory Manager.....	13
Management Portal.....	14

Messaging Server.....	14
Multicast Server	15
OS Manager	15
Patch Manager.....	16
Policy Server	18
Proxy Server.....	18
Reporting Server.....	18
Server Management	19
Server Management – Application Management Profiles	19
Server Management – Configuration Baseline Auditor.....	21
Server Management – Configuration File Management	22
Server Management – Terminal Server Support	22
Software Manager	23
SSL Adapter	23
Staging Server	23
Usage Manager	23

Purpose

These Feature Notes provide a high-level overview of the new features available in HP OpenView Configuration Manager Radia Version 4.2. It includes:

- Product CD-ROMS and their content, including the Documentation CD.
 - ▶ All Product CDs contain *Release Notes* and any necessary *Migration Guides* in PDF format. Product CDs can also contain related Product Manuals in PDF format; if they do, it is noted in the CD-ROM descriptions, below.
- An alphabetical listing of the Radia products and the new features for this release.
 - ▶ The components of the **Administrator Workstation** and **Server Management** are listed under those entries.

Product CD-ROMs

The HP OpenView Configuration Management media for Radia v 4.2 is comprised of 10 CD-ROMs; one Server Management CD plus the 9 CDs for Radia v4.2:

Server Management CD	OS Manager 2.1 Using Radia CD
Radia Applications CD	Patch Manager 2.2 Using Radia CD
Radia Configuration Server CD	Usage Manager 2.1 Using Radia CD
Radia Infrastructure CD	Radia 3 Mac OS/X Client CD
Documentation CD	Radia 3 PDA Client CD

They contain all of the products that are needed to set up a Radia-managed infrastructure, as well as the Product Documentation for all products and components.

What's New?

Each CD-ROM is detailed below. Click any underlined item in this section to jump to a product's new features in the product-by-product alphabetical listing section. Products without any new features do not include a link. CDs dated prior to November 2005 (for example, the Radia Applications dated is July 2005) are not new for this release.

Configuration Management v4 Server Management (November 2005)

Contains folders for the following Server Management components, as well as an agent maintenance folder:

- Agent Maintenance
- [Application Management Profiles, v1.1](#)
- [Configuration Baseline Auditor, v2.0](#)
- Configuration File Management, v 1.0
- [Terminal Server Support, v4.2](#)



- Base Agent pieces for all Server Management functions are included in the Radia Client Application installs.
- Agent maintenance for Application Management Profiles 1.1, Configuration Baseline Auditor 2.0, and Terminal Server Support 4.2 is located in the Agent Maintenance folder on this CD. See documentation for information on importing the agent maintenance into the Configuration Server database.
- Configuration Server Database directories contain the necessary resources to create new domains for all supported RCS platforms.
- Configuration File Management does not provide any update compared to the prior release.
- Documentation is included on the CD.

Configuration Management v4 Radia Applications (July 2005)

Contains client components for the following HP OpenView Configuration Management applications:

- Application Manager
- Inventory Manager
- Software Manager
- Patch Manager
- OS Manager
- Server Management



The Applications CD contains no changes from Radia 4.1, released July 2005.

Configuration Management v4 Radia Configuration Server (November 2005)

Contains the Configuration Server as well as several other products organized under the following folders.

Folder	Contents
Management Infrastructure	Administrator Workstation Configuration Server Extensions for Windows Installer RadDBUtil 65 (Build 65)
Extended Infrastructure	Distributed Configuration Server [DMA], version 4.6.13



The Configuration Server incorporates no new features. The CD has a new date stamp of November 2005 because the Configuration Server installation folders contain updated modules that are needed in order to support other Radia 4.2 products and components, such as OS Manager 2.1, Patch Manager 2.2 and Server Management 4.2.

Configuration Management v4 Radia Infrastructure (November 2005)

Contains many infrastructure-related products organized under the following folders.

Folder	Contents
Management Extensions	SSL Adapter Policy Server Publishing Adapter
Extended Infrastructure	Distributed Configuration Server [DMA], version 4.7.2 Inventory Manager Server Management Portal Multicast Server Proxy Server Staging Server Configuration Analyzer Knowledge Base Manager Reporting Server Messaging Server
Adapters	Adapter for HP OVO Adapter for HP OpenView

Configuration Management v4 OS Manager 2.1 Using Radia (November 2005)

Contains the single product: [OS Manager, Version 2.1](#).



Documentation is included on the CD.

Configuration Management v4 Patch Manager 2.2 Using Radia (November 2005)

Contains the single product: [Patch Manager, Version 2.2](#).



Documentation is included on the CD.

Configuration Management v4 Usage Manager v2.1 Using Radia (February 2005)

Contains the single product: Usage Manager, Version 2.1.



- Documentation is included on the CD.
- This product CD was released in February 2005; it contains no updates.

Radia 3 MAC OS/X Client (October 2004)

Contains the Radia Client for Macintosh® OS X, Version 3.

Radia 3 PDA Client (July 2004)

Contains the Radia Client for PDA Windows® CE and Palm OS, Version 3.0.

Configuration Management v4 Documentation (November 2005)

Includes a selection page from which you can access the following product guides in Adobe® Acrobat PDF format. For easy access, the contents page organizes the guides into five main categories, as shown below.

Product Overview		
Essentials Guide		
Server Management Publications		
Application Management Profiles Guide	Baseline Auditor Guide	Configuration File Management Guide
Terminal Server and Citrix Support Guide		
Configuration Server and Database Publications		
Configuration Server User's Guide	Configuration Server Messages Guide	Database Reference Manual
Distributed Configuration Server Guide	Getting Started Guide	
Infrastructure Publications		
Adapter for HP OpenView Guide	Adapter for HP OpenView Operations Guide	Adapter for SSL Guide
Configuration Analyzer Guide	Extensions for Windows Installer Getting Started Guide	Extensions for Windows Installer User's Guide
Knowledge Base Manager Guide	Management Portal for UNIX Guide	Management Portal for Windows Guide
Messaging Server Guide	Multicast Server Guide	Policy Server Guide
Proxy Server Guide	Publisher Guide	Publishing Adapter Guide
Reporting Server Guide	REXX Programming Guide	System Explorer Guide
Management Applications Publications		
Application Manager Guide for Mac OS X Guide	Application Manager for UNIX Guide	Application Manager for Windows Guide
Hardware Configuration Management Guide	Inventory Manager for Windows Guide	Inventory Manager for UNIX Guide
Messages and Codes Guide	OS Manager for UNIX Guide	OS Manager for Windows Guide
Patch Manager Guide	Software Manager for Mac OS X Guide	Software Manager for UNIX Guide
Software Manager for Windows Guide	Usage Manager Guide	

- The product software version number is listed next to each PDF on the Documentation CD, as well as on the title page of each manual.
- To check for recent updates or to verify that you are using the most recent edition, visit the following URL:

http://ovweb.external.hp.com/lpe/doc_serv/

Product Features

Adapter for HP OpenView

Version 2.0 for UNIX and Windows

- No new features as of Radia 4.2.

Adapter for HP OpenView Operations

Client: Version 1.2 for UNIX and Windows

Server: Version 1.2 for UNIX

- No new features as of Radia 4.2.

Administrator Workstation – Packager

Version 4.1 for Windows

- Released with Radia 4.1; not updated.

Administrator Workstation – Publisher

Version 4.0 for Windows

- Released with Radia 4.0; not updated.

Administrator Workstation – System Explorer

Version 4.0 for Windows

- Released with Radia 4.0 and 4.1; not updated.

Application Manager

Version 4.0.1 for Windows

- Released with Radia 4.1; not updated.

Version 4.1 for UNIX

- Released with Radia 4.1; not updated.

Configuration Analyzer

Version 4.0 for Windows

- Released with Radia 4.1; not updated.

Configuration Server

Version 4.5.4 SP5 for AIX, HP-UX (PA-RISC 1.1 and 2.0), Linux, Solaris and Windows

- Configuration Server contains no new features as of Radia 4.2.
- Installation CD includes updated modules that needed in order to support other Radia 4.2 products and components, such as OS Manager 2.1, Patch Manager 2.2 and Server Management 4.2 components.

Configuration Server – Database

Version 4.2 for the configuration management of AIX, HP-UX, Linux, Macintosh, Solaris and Windows devices

- Changes to the Radia Database version 4.2 are listed in the following table.

Domain	Class	Attribute	Status
CLIENT	Core Settings (SETTINGS)	FLUSHU	new attribute – specifies User Reporting Option
		NETTTL	new attribute – specifies Network Time to Live

Domain	Class	Attribute	Status
	Service Access Profile (SAP)	NETTTL	new attribute – specifies Network Time to Live
SOFTWARE	SD Packages (SD)	INSTOPTS	new instance – specifies Package Install Options

Distributed Configuration Server

Version 4.7.2 for HP-UX, Linux, Solaris, and Windows

- A metakit tracing facility has been added; it is invoked by the setting `-loglvl ≥ 5`.
- The amounts of free disk space and the space used by metakits (*.mk) and resource caches (*.dat), before and after each domain analysis (pack) operation, are now shown in `dmabatch.log`.
- During the migration of DCS version 4.6 to version 4.7.1 the resources' time-stamps were being updated; this is not occurring in version 4.7.2 (build 80 and later).

Extensions for Windows Installer

Version 4.0 for Windows

- Released with Radia 4.0; not updated since.
- Documentation updated as of Radia 4.1: Contents of OV-ENKB01277: Advanced Features Client and Radia Machine/User Support was added to the User's Guide. Refer to the topic Enabling Advanced Features Machine/User Support in the *Extensions for Windows Installer User Guide*.

Inventory Manager

Clients: Version 4.0.1 for Windows and Version 4.1 for UNIX

- Released with Radia 4.1.

Server: Version 4.1.1 for Windows and UNIX

- Maintenance release for Radia 4.2; no new features.



The data posting and reporting functions of the Inventory Manager server running on Windows have been superseded by the Messaging Server v3.x and Reporting Server v4.1.x, respectively.



The Messaging Server uses the same code as the Inventory Manager Server to create the Inventory Database tables.

Management Portal

Version 1.3.4 for UNIX (HP-UX and Solaris)

- Released with Radia 4.1; not updated.

Version 2.1.1 for Windows

- **Performance Enhancements**
The `rmp`, `rma`, and `nvdcert` modules in this version enhance Management Portal performance with regards to existing devices in its directory. This performance enhancement is especially beneficial for customers running HP OpenView OS Manager Using Radia (OS Manager) and the HP OpenView Messaging Server Using Radia (Messaging Server).
- **Secure LDAP (LDAPS) Directory Service Type**
A new Directory Service type of `ds-ldaps` enables you to connect to an LDAP directory residing on a secure server using LDAP over SSL. This support requires the HP OpenView Adapter for SSL Using Radia (Adapter for SSL) Version 2.1.1 or above to be installed on the Management Portal.
- **LDAP Debug Logging Available**
Directory Service types of LDAP and LDAPS allow for the creation of a separate log for troubleshooting LDAP connections. The default setting for the log level is 0, which prevents LDAP logging; set a non-zero LDAP debug level to log and troubleshoot LDAP connections.
-  **Logging for Version and Build Information**
The  button displays Management Portal version and build information for several components. This version and build information will also be written to the Management Portal log (`httpd-port.log`) whenever it is displayed.
- **Limited Support on a Windows NT 4.0 Platform**
The Network Discovery feature of the Management Portal is no longer supported on a Windows NT Server 4.0 platform, mainly due to that operating system's retired status by Microsoft. HP recommends migrating to a platform running an actively supported Windows operation system.

Messaging Server

Version 3.1 for Windows and UNIX (AIX, HP-UX, Linux and Solaris)

- **New builds of Messaging Server and Data Delivery Agents require each other.**
Messaging Server Version 3.1 includes a new build 61. Data Delivery Agents (DDAs) Version 3.1 include a new build 11 for Core, Inventory, Wbem and Patch DDA modules. These DDAs require Messaging Server Version 3.1, and Messaging Server Version 3.1 requires these builds of the DDAs.
- **DDAs include a new STARTUPLoad parameter to control when SQL activities take place.**
For enhanced performance, a `STARTUPLoad` parameter is now included in the configuration files of the Core, Inventory and Wbem DDAs. `STARTUPLoad` controls when the SQL tables are created and commands are loaded into memory; either upon the first message delivery (the new default) or when the Messaging Service is started.

- DDAs can be customized to post messages to multiple DSNs.
- For enhanced performance, the CORE DDA configuration file (`core.dda.cfg`) has been changed to automatically re-queue only Management Portal messages.
- HP-delivered SQL files are placed in a new location.
New folder location is `C:\MessagingServer\etc\<<dda name>\sql\hp`.
- Includes ZTASKEND REXX V. 1.12
The `\Messaging_Server\migrate` folder includes this latest and recommended version of ZTASKEND. This ZTASKEND was previously delivered with the Cumulative Patch for Messaging Server Version 3.0.1 (RADINFRAAIX_00004, RADINFRAHPUX1_00005, RADINFRALNX_00003, RADINFRASOL_00004, and RADINFRAWIN32_00009).

Multicast Server

Version 3.1.1 for HP-UX, Solaris, and Windows



This version of Multicast Server requires that Radia clients be at a minimum level of version 4.0.1.

Multicast Server version 3.1.1 delivered with Radia 4.2 includes the following highlights:

- Windows version supports OS Manager version 2.1.
- HP-UX and Solaris versions support OS Manager version 2.1
- Uses **HTTP** instead of native TCP as a protocol.
- Considerations:
 - This version of Multicast Server must be co-resident with a previous version of Multicast Server, but must be assigned a different port.
 - Use the MULTICAST instance in the Radia database to:
 - Configure version 4.0.1 Radia clients to use this version (3.1.1) of Multicast Server.
 - Configure pre-version 4.0.1 Radia clients to use an earlier version (pre-3.1) of Multicast Server.

OS Manager

Version 2.1 for Windows and UNIX (HP-UX Ignite, Red Hat Linux Kickstart, Solaris Jumpstart, and SuSE Linux AutoYaST)

The Radia OS Manager 2.1 delivered with Radia 4.2 contains the following new features.

- Added support for Linux SUSE with AutoYAST in native install mode.

- Enhanced support for the following UNIX Operating Systems in native install mode:
 - HP-UX Gold Image with Ignite
 - DHCP with Solaris Jumpstart
- Added support for IBM Blades.
- Added support for Hardware Configuration Management, such as firmware configuration and updates and RAID provisioning for Windows and Linux imaging. See the *HP OpenView Hardware Configuration Management Guide Using Radia* for more information.
- Radia Management Portal 2.1.1 has been improved to communicate more quickly with the OS Manager Server.
- The OS Administrator interface now supports:
 - Specific administrative operations for Hardware Configuration Management.
 - Creation of Devices with a predefined Computer Name and Domain.

Patch Manager

Version 2.2 for Windows and UNIX (HP-UX, Linux, Solaris)

New features for Patch Manager version 2.2 delivered with Radia 4.2 are listed below.

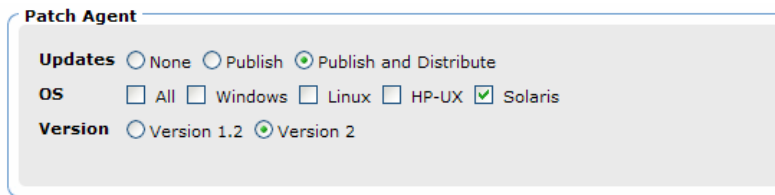
- Patch Administrator includes new support for testing the following connections:
 - **Test Configuration Server Connection**
 - **Test ODBC Connection**

When a tested connection is successful, the values can be saved to the General Configuration page and applied to the Patch Manager Server.

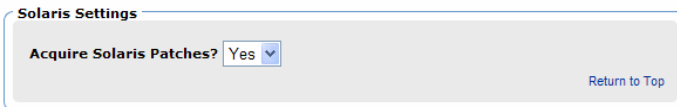
The screenshot shows a dialog box titled "Configuration Server". It has three input fields: "URL*" with the value "radia://localhost:3464", "User ID*" with the value "RAD_MAST", and "Password" which is currently empty. Below these fields is a button labeled "Test Configuration Server Connection".

- Added support for Sun Solaris patching, for Operating System versions 9 and 10 for SPARC architecture only.
 - The VENDORS parameter in `patch.cfg` now takes a value of SOLARIS.
 - Acquisition and deployment of Sun Alerts and their prerequisite patches found in the Sun Microsystems `patchdb.zip` file are supported.

- Rollback of Solaris patches is supported if rollback of the patch is supported by the patch vendor, and the rollback of the patch does not conflict with another patch's prerequisite requirements. By default, patch rollback capabilities are disabled. Refer to the *Installation and Configuration Guide for the HP OpenView Patch Manager using Radia* for additional information.
- To deploy Solaris patches, the `catexp` parameter must be set to `runmode:automatic` on your `radskman` line in the client connect.
- To successfully apply Sun Alerts, the `FINALIZE_PATCH` service must be specified on the client computer's policy. The `FINALIZE_PATCH` service is used to download and queue applicable Solaris patches during a Solaris Patch Manager connect, and is prioritized to run as the last service on Patch Manager client agents. If you do not include this service in the client computer's policy, the client agent will fail to successfully apply Sun Alerts.
- The Patch Manager client agent will not apply a Solaris patch which conflicts with a currently installed Solaris patch.
- The management of a Solaris patch may require an immediate reboot to complete patch installation. As a result, the machine running the Patch Manager agent may require a number of successive reboots to install all prerequisite patches required by a Sun Alert.
- The Patch Administrator includes a new section called Solaris Feed to support Solaris Security Bulletin Acquisition. For details on completing the Solaris Feed, refer to the *Patch Manager Guide*.
- The Patch Agent section in the Patch Administrator has been updated to include Solaris.



- Acquisition Settings include an option to acquire Solaris security bulletins. Sun Alerts use the naming convention `SUNALERT-patchid-revision`, where `patchid` represents the specific Sun Microsystems patch number, and `revision` is the revision identifier of the patch.



- Ability to view information about recently acquired Patch Manager Agent updates.

Click **View Agent Updates** under Operations to view information about recently acquired Patch Manager Agent packages. This includes applicable agent Operating Systems, the Package name, Release, date the agent updates were acquired, and agent file-specific information.

- Patch Administrator includes the ability to delete Patch Manager compliance data for specific devices. This may be used to remove compliance information for devices who are no longer reporting compliance data to the Patch Manager Infrastructure components.

To remove compliance data from the Patch Manager ODBC database, click **Delete Devices** under Operations. Enter device selection criteria for the devices to remove. You may:

- Specify a single device or multiple devices in a comma separated list.
- Use wildcards.
- Specify the number of days since the last vulnerability scan was performed on the device.

After previewing the devices that match the selection filters, click **Delete** to remove the devices from the Patch Manager ODBC database.



Once the delete operation is performed, it cannot be undone.

Specify the device criteria below

? Device Name(s):

? Days since last scan:

Next > Cancel

Policy Server

Version 4.1.1 for Windows and UNIX (HP-UX and Solaris)

- Maintenance release for Radia 4.2; no new features.
- Includes common components, such as new builds for nvdkit and httpd.tkd.

Proxy Server

Version 2.1.1 for Windows and UNIX (AIX, HP-UX, Solaris, Solaris x86, Linux)

- Maintenance release for Radia 4.2; no new features.
- Refreshes the `cacert.pem` file distributed with the Proxy Server in the `\media\bin\rps\CACertificates` folder of each OS-specific installation location.

Reporting Server

Version 4.1.2 for Windows

- Considerations:
 - Install Reporting Server version 4.1.2 into a new folder (not over an existing Reporting Server directory).
 - To display patch reports, requires Patch Manager version 2.2 or above.

- Config.tcl file updated

The Reporting Server `config.tcl` file has been updated to include the correct value for `HOME_PATH` selected during the install.

Server Management

Server Management is comprised of a number of components that allow you to control deployment of server applications, control configuration files, create baselines, and manage terminal server applications.

The components are:

- [Application Management Profiles](#), v 1.1
- [Configuration Baseline Auditor](#), v 2.0
- Configuration File Management, v 1.0
- [Terminal Server Support](#), v 4.2

Comment [ph1]: AMP is 1.1, CBA is 2.0

Comment [ph2]: CBA is 2.0 not 1.1.



To use any of the Server Management components, you must have the appropriate Server License to Use (LTU). Consult the appropriate guide for each component.

Server Management – Application Management Profiles

Version [1.1](#) for Windows and UNIX (HP-UX, Linux and Solaris)

Comment [MF3]: 1.1 not 2.0. Where did you get 2.0 from? Switched with Config Baseline Auditor – which is now 2.0.

Includes the following new profiles:

- Apache 2 for Linux RedHat Enterprise Server 3, Solaris 8 and Solaris 9
- Oracle 10g for Solaris 9 and Solaris 10
- WebLogic Server 8.1 for HP-UX 11i, Solaris 9, Solaris 10, and Windows 2000 and Server 2003



WebLogic Server 8.1 for Windows 2000 in Server 2003 has been rewritten for release 4.2.

- The 4.1 release included the following. These are being updated and repackaged for the RCS section and using the new XML and HTML formats.
 - SQL Server 2000 for Windows 2000 and Server 2003
 - IIS 6 for Windows 2000 and Server 2003
 - Apache2 for Windows 2000 and Server 2003
 - Web Logic Server 8.1 for Windows 2000 and Server 2003 (re-released for 4.2)

- Use the AMP Editor's Publish to database command to publish the AMP, as well as create an Application (ZSERVICE) instance in the Configuration Server Database. You no longer need to use the Radia Packager to publish the AMP.
- Use the AMP Editor's Update RCS section from utility class command to synchronize the RCS Section of the AMP with the appropriate Utility Class on the Configuration Server.
- Use the AMP Editor's Manage utility instances command to delete, modify, or add Utility Class instances for the open AMP. When you modify an instance, the values that are inherited from the base instances will be displayed in red and "***" will precede the name of the variable.
- The following phase commands have been added to the AMP Editor:
 - Loadbalancer Interaction (F5 BIG-IP, Cisco CSS 11500 Series Content Services Switches, and Nortel Application Switch Operating System 22.0)
 - Create Directory
 - Remove Directory
 - Rename File
 - Create File
 - Change UNIX Owner/Group/Permission
 - Change Windows File/Directory Attributes
 - Verify UNIX File/Directory Attributes
 - Verify Windows File/Directory Attributes
 - Set Environment Variable
- On the Configuration tab, the Add parameter button has been changed to Manage parameters. Use it to delete, modify, or add parameters.
- Use the AMP Editor's Manage phases command to delete, modify, or add phases. You can also change the order of phases and set command modes for a phase.

Product Overview (From Version 1.0)

Application Management Profiles includes a set of tools built on top of the Application Manager to enable the deployment and management of complex software products that are typically required to be present on servers in a datacenter environment. These products, such as Microsoft SQL Server, Oracle, Apache, and Internet Information Server, among others, often employ their own instrumentation or repositories for deployment and management of their implementation.

Application Management Profiles provides tools to:

- Analyze and parameterize configuration control data for targeted products.
- Specify values in the form of a model to be used at deployment time.
- Articulate in the model pre-requisites and constraints that qualify the ability to deploy the products.

- Publish the control information and required ancillary tools, such as utility programs, to the Radia infrastructure for deployment.
- Deploy and configure the software to targeted devices.
- Interact with the target environment before and after installation to enhance management of the deployment.
- Report on the success of the deployment.

Server Management – Configuration Baseline Auditor

Version 2.0 for Windows and UNIX (HP-UX, Linux and Solaris)

- HP-UX and Solaris subsystem information may be captured.
- Data can be stored in an Oracle Database in addition to SQL Server.

Product Overview (from Version 1.0)

The Configuration Baseline Auditor (CBA) is a component of the Radia Server Management suite that allows you to:

- Define a logical group of resources (files and registry settings), known as subsystems, for which you define scan filters to determine what information will be captured.
- Collect configuration information about the subsystems, and capture its state at a specific point in time.
- View configuration changes.
- Compare different states within a subsystem:
 - Review changes to a subsystem over time.
 - Review differences between subsystems that should be configured identically.
 - Review differences between a subsystem and a well-defined baseline configuration.

Benefits of the Configuration Baseline Auditor are that you can:

- Collect detailed file and registry value information.
- Collect the subsystem state at regular intervals, such as daily or weekly.
- Transfer information about configuration changes only, which reduces data transfer and database import overhead.
- Easily define the resources that belong to specific subsystems.
- Extract the captured information, which is in XML format, for use by other products.

Server Management – Configuration File Management

Version 1.0 for Windows and UNIX (AIX, HP-UX, Linux, and Solaris)

Configuration File Management (CFM) component of Server Management provides a simple solution for administrators to manage changes to configuration files and implement these changes automatically.

- Released with Radia 4.1; not updated.

Server Management – Terminal Server Support

Version 4.2 for Windows

Windows Terminal Services is a thin-client server available on Windows 2003 Server, Windows 2000 Server, and Windows NT 4.0 Terminal Server Edition. With Terminal Services, the processing of one or more applications is moved completely off the user's desktop and onto a centralized server. Only screen, mouse, and keyboard information is passed between the client and the server.

The Terminal Server and Citrix component of the Server Management Suite provides the ability to install and manage applications in a Windows Terminal Server environment for applications to be run by Windows Terminal Server clients, and for applications to be run locally on the Windows Terminal server.

- Support for Windows Terminal Server and Citrix
Use Radia to manage Windows Terminal Server and Citrix applications.
 - As part of the application deployment process, the Terminal Server and Citrix component automatically manages the Install and Execute modes in which a Windows Terminal Server can install and maintain applications.
 - Before installing or updating an application, this component will query the Windows Terminal Server for active sessions, prompt users to logoff, and, if needed, disconnect user sessions.
 - Upon completion of the installation, the Windows Terminal Server is brought back online to accept incoming user sessions.
- Considerations
 - The Application Management client is installed as part of the HP OpenView Server Management Client Using Radia (Server Management Client). You must first install the 4.1 client, and then apply maintenance.
 - Agent maintenance for Terminal Server Support 4.2 is located in the Agent Maintenance folder on this CD. See documentation for import into the Configuration Server database.

Software Manager

Version 4.0.1 for Windows

- Released with Radia 4.1; not updated.

Version 4.1 for UNIX

- Released with Radia 4.1; not updated.

SSL Adapter

Version 2.1.1 for Windows and UNIX: AIX, HP-UX, Linux, Solaris



This version of the Adapter for SSL requires that Radia clients be at a minimum level of **version 4.0**.

- Provides SSL support for a Management Portal connection to an LDAP directory (LDAPS). Requires Management Portal for Windows Version 2.1.1 or above.

Staging Server

Version 4.0.2 for UNIX and Windows

- Released with Radia 4.1; not updated.

Usage Manager

Version 2.1 for Windows

- Released with Radia 4.1; not updated.