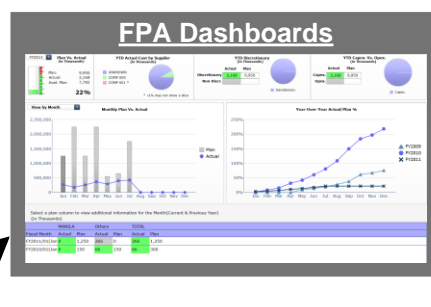


ETL Process and Architectural Overview

Business Objects Server

XS Dashboards
The XS dashboards contain scorecards, perspectives, objectives, and key performance indicators (KPIs).




Business Objects Server

FPA Dashboards
The FPA dashboards provide a convenient, interactive view of actual versus planned performance.

FPA Analytics
The FPA analytics summarize or aggregate data to help managers identify trends, analyze volumes of data, plan, forecast, and make business or strategic decisions.

Universes and Analytic Views
The universes provide business-oriented views of the data and act as an interface between the data warehouse and the components that display the data. The universes contain a schema of the tables and joins in the data warehouse. They also contain analytic views that ensure the consistency and quality of the data.




Business Objects Server

Business Objects Server

Web Application Server

XS KPI Engine
The Executive Scorecard KPI engine calculates the value of a KPI using the formula specified for the KPI and provides the status and score for the KPI using the thresholds specified for the KPI.



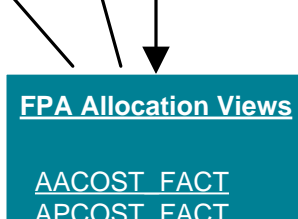
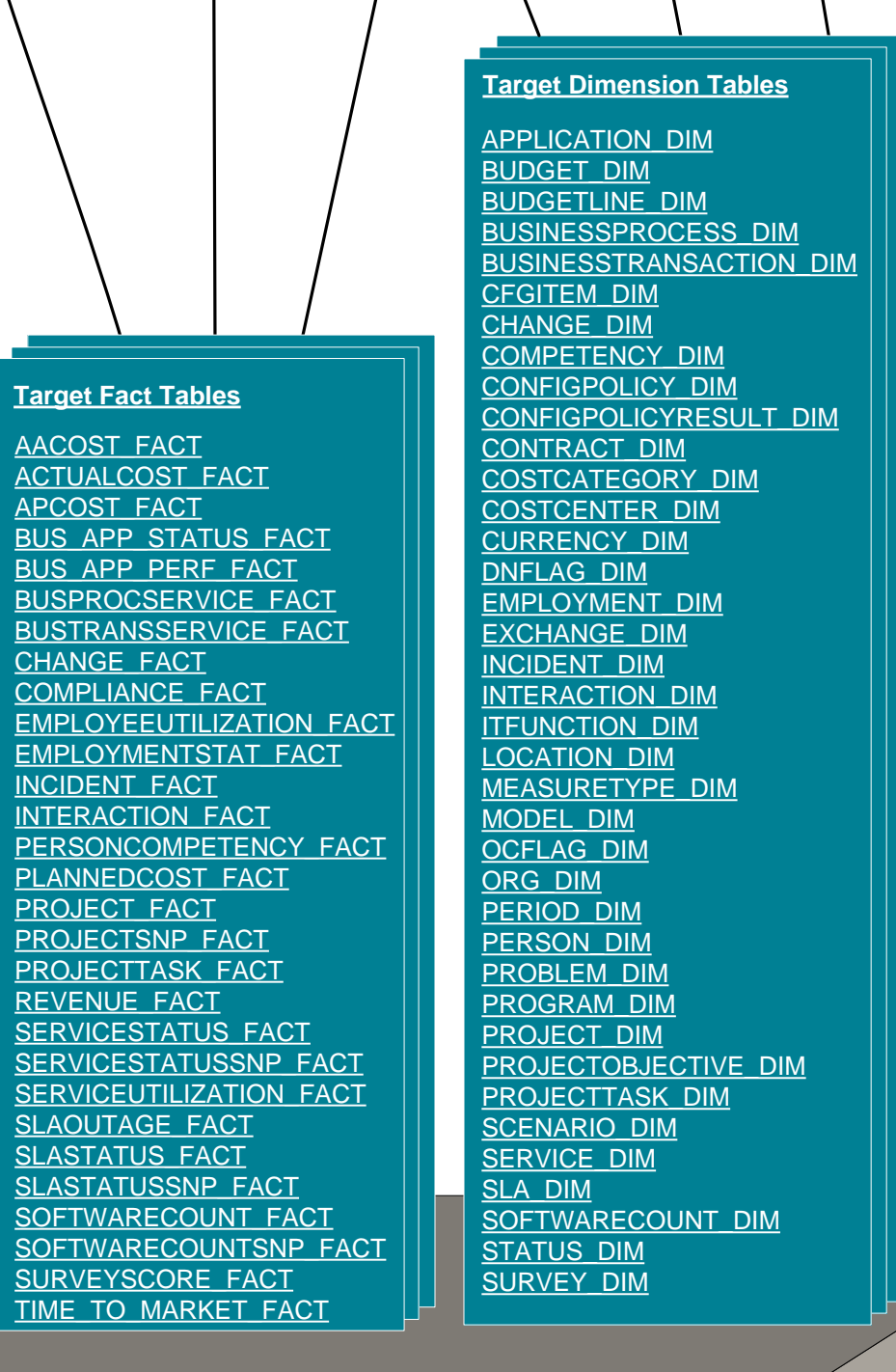
FPA Cost Explorer
The FPA cost explorer tool provides multidimensional cost analysis. It enables you to interactively view and filter allocation results in the form of charts that show variance between planned and actual costs.

Web Application Server

Web Application Server

DW Target Database

Target Tables
The data warehouse target tables contain the data the applications use for reporting purposes. The data resides in standard fact and dimension tables.



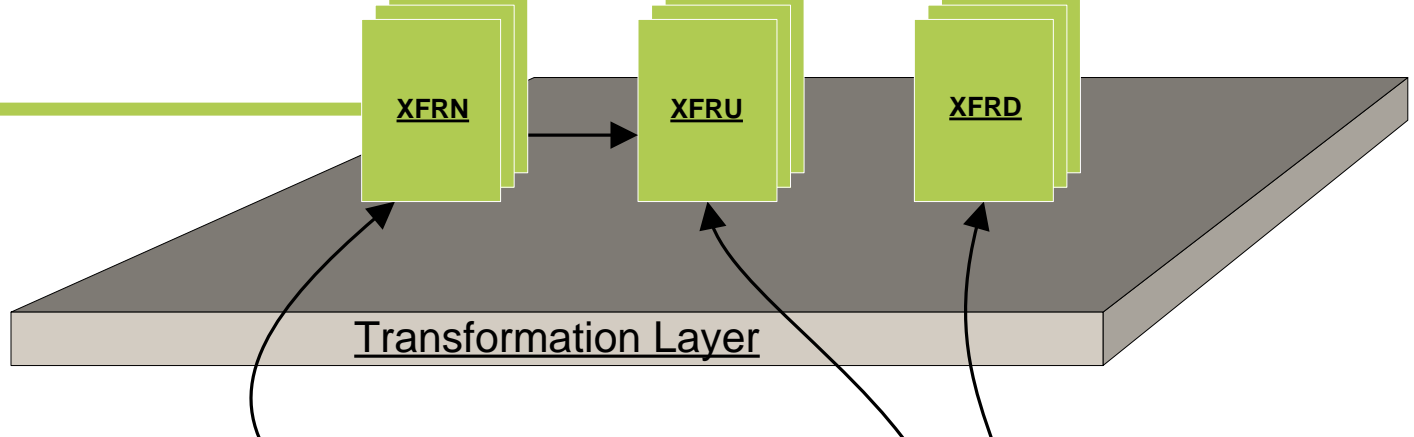
FPA Allocation Views
The allocation views contain allocation scenarios, stages, and rules.

DW Target Database

DW Target Database

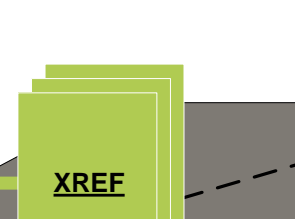
DW Staging Database

Dimensional Transform (XFR)
The Transformation Layer contains load-ready tables in the structure of the target tables. Load-Ready New (XFRN) tables contain new records, Load-Ready Update (XFRU) tables contain records that need to be updated, and Load-Ready Delete (XFRD) tables contain records that have been flagged as deleted.



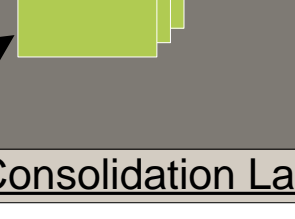
DW Staging Database

Multiple Source Consolidation (MSC)
The Multiple Source Consolidation (MSC) tables contain data from the MSI tables that is combined into a single consolidated entity.



Consolidated Snapshot (CSNP)
The Consolidated Snapshot (CSNP) tables contain the data from the MSC tables as it existed at the end of the previous ETL cycle. The ETL process uses data in the CSNP tables to determine whether a record is new, updated, or deleted.

Cross Reference (XREF)
The Cross Reference (XREF) tables contain descriptions of enterprise key to business key relationships, source entities, consolidated entities, and priority relationships. The ETL process uses this information to combine data records from different source models into a single record in the consolidation model.




Single Source Snapshot (SSNP)
The Single Source Snapshot (SSNP) tables contain the data from the SSI tables as it existed at the end of the previous ETL cycle. The ETL process uses the SSNP tables as part of the process to backfill the MSI tables.

Multiple Source Identity (MSI)
The Multiple Source Identity (MSI) tables contain data from the SSI tables with the addition of the enterprise key.



Transactional Snapshot (TSNP)
The Transactional Snapshot (TSNP) tables contain a version of the source data as it existed at the beginning of the previous ETL cycle. The ETL process uses the TSNP tables to identify deleted records by comparing the business keys in the EXTRACT_DELETE_FF flat files to the business keys in the TSNP tables. If a key exists in the TSNP tables but not in EXTRACT_DELETE_FF, the ETL process identifies the associated record as a deleted record and loads it into the EXT tables. The ETL process also uses the TSNP tables as part of the pre-fill process.

Single Source Identity (SSI)
The Single Source Identity (SSI) processes restructure the diverse source system data from the EXT tables into standard structures. The SSI tables contain this conformed data.

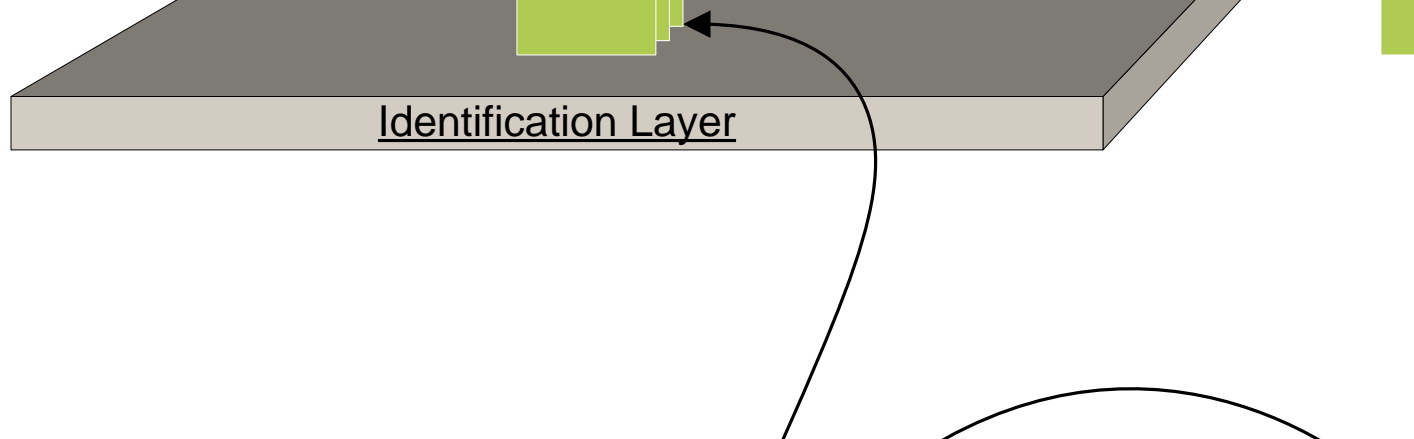


Extract Staging Tables (EXT)
The Extract Staging (EXT) tables store data in database form. After validating the data, the ETL process loads data from the EXTRACT_FF and EXTRACT_DELETE_FF flat files and alternate source spreadsheets into the EXT tables. The EXT tables also contain pre-fill records from the Transactional Snapshot (TSNP). For each data source, the files are zipped and stored in an archive file.

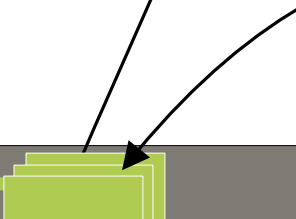


Transactional Snapshot (TSNP)
The Transactional Snapshot (TSNP) tables contain a version of the source data as it existed at the beginning of the previous ETL cycle. The ETL process uses the TSNP tables to identify deleted records by comparing the business keys in the EXTRACT_DELETE_FF flat files to the business keys in the TSNP tables. If a key exists in the TSNP tables but not in EXTRACT_DELETE_FF, the ETL process identifies the associated record as a deleted record and loads it into the EXT tables. The ETL process also uses the TSNP tables as part of the pre-fill process.

Since the data warehouse uses data from multiple source systems that do not use the same business keys for the same entities, the ETL process creates an internal enterprise key to link entity records. The ETL process uses data in the SSI tables to generate these enterprise keys, which are used during the consolidation process.

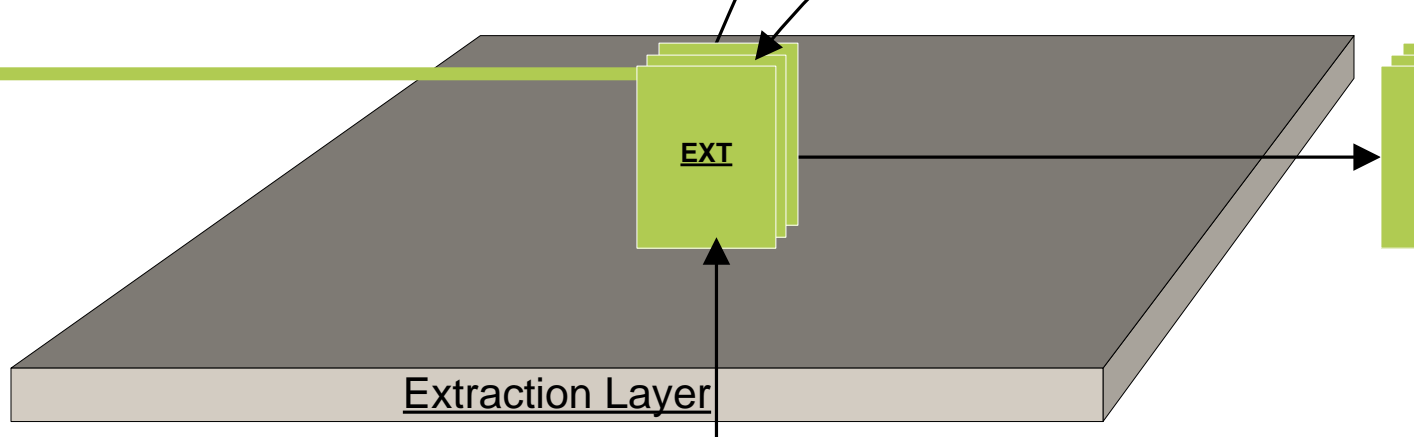


Extract Staging Tables (EXT)
The Extract Staging (EXT) tables store data in database form. After validating the data, the ETL process loads data from the EXTRACT_FF and EXTRACT_DELETE_FF flat files and alternate source spreadsheets into the EXT tables. The EXT tables also contain pre-fill records from the Transactional Snapshot (TSNP). For each data source, the files are zipped and stored in an archive file.



Transactional Snapshot (TSNP)
The Transactional Snapshot (TSNP) tables contain a version of the source data as it existed at the beginning of the previous ETL cycle. The ETL process uses the TSNP tables to identify deleted records by comparing the business keys in the EXTRACT_DELETE_FF flat files to the business keys in the TSNP tables. If a key exists in the TSNP tables but not in EXTRACT_DELETE_FF, the ETL process identifies the associated record as a deleted record and loads it into the EXT tables. The ETL process also uses the TSNP tables as part of the pre-fill process.

Extract Staging Tables (EXT)
The Extract Staging (EXT) tables store data in database form. After validating the data, the ETL process loads data from the EXTRACT_FF and EXTRACT_DELETE_FF flat files and alternate source spreadsheets into the EXT tables. The EXT tables also contain pre-fill records from the Transactional Snapshot (TSNP). For each data source, the files are zipped and stored in an archive file.



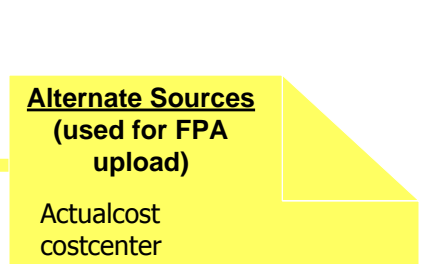
Transactional Snapshot (TSNP)
The Transactional Snapshot (TSNP) tables contain a version of the source data as it existed at the beginning of the previous ETL cycle. The ETL process uses the TSNP tables to identify deleted records by comparing the business keys in the EXTRACT_DELETE_FF flat files to the business keys in the TSNP tables. If a key exists in the TSNP tables but not in EXTRACT_DELETE_FF, the ETL process identifies the associated record as a deleted record and loads it into the EXT tables. The ETL process also uses the TSNP tables as part of the pre-fill process.

DW Staging Database

DW Staging Database


File System

Alternate Sources
Alternate sources use Excel spreadsheets as a platform. Use the alternate source spreadsheets to load into the data warehouse data from a non-HP data source. The ETL process extracts data from the alternate source spreadsheets to flat files.

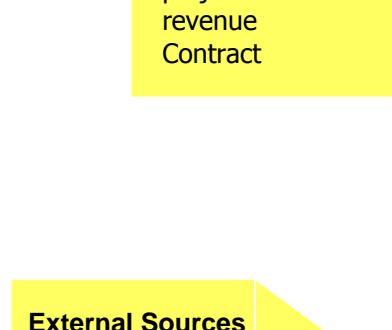


File System

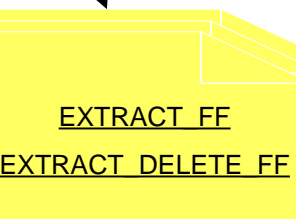
FPA Allocation Metric Spreadsheet
The FPA Allocation Metric Spreadsheet enables you to use metric-based allocation to allocate costs based on values that change from period to period. The ETL process loads the data from this spreadsheet directly into the target tables.



External Sources
External sources use Excel spreadsheets as a platform. Use the external source spreadsheets to consolidate data manually or use data from a non-HP data source. The ETL process loads some external source spreadsheets into the consolidation process (MSC tables) and some directly into the target tables.



Flat File Extracts
The extract processes extract delta data from the source systems and spreadsheets and write it to delimited flat files in the file system. The flat files (EXTRACT_FF and EXTRACT_DELETE_FF) decouple the data warehouse from the source systems. EXTRACT_FF files contain records that were updated or inserted since the last time ETL ran. EXTRACT_DELETE_FF files contain the complete list of business keys from the source view and are used to identify delete records.



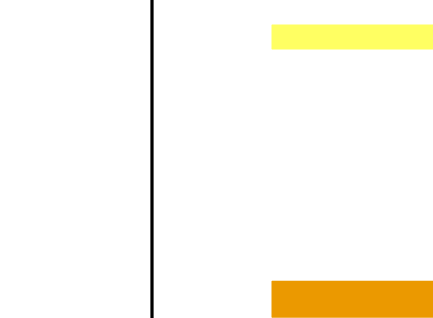
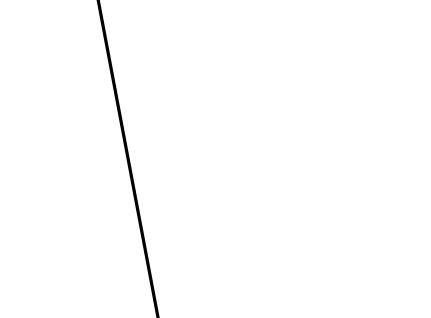

Flat File Extracts
The extract processes extract delta data from the source systems and spreadsheets and write it to delimited flat files in the file system. The flat files (EXTRACT_FF and EXTRACT_DELETE_FF) decouple the data warehouse from the source systems. EXTRACT_FF files contain records that were updated or inserted since the last time ETL ran. EXTRACT_DELETE_FF files contain the complete list of business keys from the source view and are used to identify delete records.

File System

File System

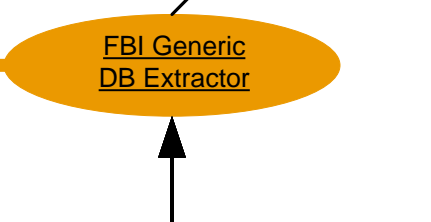
Source Databases

Data Integration Interface
For AM, PPM, SM, OO, SA, NNM, BSM-APM, and DP, the data warehouse accesses source data using an FPI Extractor specific to the data source. The integration is performed using the File Based Integration (FBI) mechanism.



Source Databases

For BSM and UCMDB, the data warehouse accesses source data using BusinessObjects Data Services (BODS) custom adapters that rely on integration technologies such as Web services.



Source Systems
The source systems contain the current source data. You can extract data from HP Asset Management (AM), HP Business Service Management (BSM), HP Project and Portfolio Management (PPM), HP Service Manager (SM), HP Universal Configuration Management Database (UCMDB), HP Application Lifecycle Management (ALM), HP Network Automation (NA), HP Network Node Manager (NNM), HP Server Automation (SA), HP Operations Orchestration (OO) and HP Data Protector (DP). These source systems reside in remote databases managed by an RDBMS.

For ALM, the data warehouse accesses source data using a BusinessObjects Data Services (BODS) generic adapter.

For NA, the data warehouse accesses source data using the FBI Extractor Database.

The data warehouse uses the change data capture (CDC) technique for extracting data from the source tables. The ETL process extracts data if the last modification date is greater than or equal to the maximum last modification date value.

Source Databases

Source Databases