

Peregrine

AssetCenter



Programmer's reference

© Copyright 2005 Peregrine Systems, Inc.
All Rights Reserved.

Information contained in this document is proprietary to Peregrine Systems, Incorporated, and may be used or disclosed only with written permission from Peregrine Systems, Inc. This manual, or any part thereof, may not be reproduced without the prior written permission of Peregrine Systems, Inc. This document refers to numerous products by their trade names. In most, if not all, cases these designations are claimed as Trademarks or Registered Trademarks by their respective companies.

Peregrine Systems® and AssetCenter® are trademarks of Peregrine Systems, Inc. or its subsidiaries.

This document and the related software described in this manual are supplied under license or nondisclosure agreement and may be used or copied only in accordance with the terms of the agreement. The information in this document is subject to change without notice and does not represent a commitment on the part of Peregrine Systems, Inc. Contact Peregrine Systems, Inc., Customer Support to verify the date of the latest version of this document.

The names of companies and individuals used in the sample database and in examples in the manuals are fictitious and are intended to illustrate the use of the software. Any resemblance to actual companies or individuals, whether past or present, is purely coincidental.

If you need technical support for this product, or would like to request documentation for a product for which you are licensed, contact Peregrine Systems, Inc. Customer Support by email at support@peregrine.com.

If you have comments or suggestions about this documentation, contact Peregrine Systems, Inc. Technical Publications by email at doc_comments@peregrine.com.

This edition applies to version 4.4 of the licensed program

AssetCenter

Peregrine Systems, Inc.
3611 Valley Centre Drive San Diego, CA 92130
858.481.5000
Fax 858.481.1751
www.peregrine.com



Table of Contents

I. Introduction	17
Chapter 1. Programming fundamentals	19
Introduction to variables	19
Control structures	25
Operators	30
File management	34
Chapter 2. Classification of functions	39
Families of functions	39
Scope of application of functions	40
Application modules	40
Chapter 3. Conventions	43
Notation	43
Format of Date+Time constants in scripts	44
Format of Duration type constants in scripts	45
Chapter 4. Definitions	47
Definition of a function	47
Definition of the CurrentUser virtual link	48
Definition of a handle	49
Definition of an error code	49

Chapter 5. Function typing and parameters	51
List of types	51
Type of a function	52
Type of a parameter	52
II. Using the API	55
Chapter 6. Introduction	57
Warning	58
Installation	58
.ini configuration file associated with the DLL	58
Chapter 7. Methodology	61
Chapter 8. Concepts and examples	63
Concepts	63
Handling dates	64
First example	64
Second example	65
III. Alphabetical reference	67
Chapter 9. Alphabetical reference	69
Abs()	69
AmActionDde()	70
AmActionExec()	72
AmActionMail()	73
AmActionPrint()	75
AmActionPrintPreview()	76
AmActionPrintTo()	77
AmAddAllPOLinesToInv()	78
AmAddCatRefAndCompositionToPOOrder()	79
AmAddCatRefToPOOrder()	81
AmAddEstimLinesToPO()	82
AmAddEstimLineToPO()	84
AmAddLicContentToRequest()	85
AmAddPOLineToInv()	86
AmAddPOOrderLineToReceipt()	88
AmAddReceiptLineToInvoice()	89
AmAddReqLinesToEstim()	90
AmAddReqLinesToPO()	92
AmAddReqLineToEstim()	93

AmAddReqLineToPO()	94
AmAddRequestLineToPOOrder()	95
AmAddTemplateToPOOrder()	97
AmAddTemplateToRequest()	98
AmArchiveRecord()	99
AmAttribCmdAvailability()	101
AmBackupRecord()	102
AmBuildNumber()	103
AmBusinessSecondsInDay()	104
AmCalcConsolidatedFeature()	105
AmCalcDepr()	106
AmCalculateCatRefQty()	108
AmCalculateReqLineQty()	110
AmCbkReplayEvent()	112
AmCheckTraceDone()	113
AmCleanup()	114
AmClearLastError()	115
AmCloseAllChildren()	116
AmCloseConnection()	117
AmCommit()	117
AmComputeAllLicAndInstallCounts()	118
AmComputeLicAndInstallCounts()	119
AmConnectionName()	120
AmConnectTrace()	121
AmConvertCurrency()	123
AmConvertDateBasicToUnix()	125
AmConvertDateIntlToUnix()	126
AmConvertDateStringToUnix()	127
AmConvertDateUnixToBasic()	128
AmConvertDateUnixToIntl()	130
AmConvertDateUnixToString()	131
AmConvertDoubleToString()	132
AmConvertMonetaryToString()	133
AmConvertStringToDouble()	134
AmConvertStringToMonetary()	135
AmCounter()	137
AmCreateAssetPort()	138
AmCreateAssetsAwaitingDelivery()	140
AmCreateCable()	141
AmCreateCableBundle()	143
AmCreateCableLink()	144
AmCreateDelivFromPO()	146
AmCreateDevice()	147
AmCreateDeviceLink()	149
AmCreateEstimFromReq()	150

AmCreateEstimsFromAllReqLines()	152
AmCreateInvFromPO()	153
AmCreateLink()	154
AmCreateOrUpdateInvoiceFromReceipt()	155
AmCreatePOFromEstim()	157
AmCreatePOFromReq()	158
AmCreatePOOrderFromRequest()	159
AmCreatePOOrdersFromRequest()	160
AmCreatePOsFromAllReqLines()	161
AmCreateProjectCable()	163
AmCreateProjectDevice()	164
AmCreateProjectTrace()	165
AmCreateReceiptFromPOOrder()	167
AmCreateRecord()	168
AmCreateRequestToInvoice()	169
AmCreateRequestToPOOrder()	171
AmCreateRequestToReceipt()	172
AmCreateReturnFromReceipt()	174
AmCreateTraceHist()	175
AmCreateTraceLink()	176
AmCryptPassword()	178
AmCurrentDate()	179
AmCurrentIsoLang()	180
AmCurrentLanguage()	181
AmCurrentServerDate()	182
AmDaDepAddComputers()	183
AmDaDepCopyInstance()	185
AmDaDepCreateInstance()	187
AmDateAdd()	189
AmDateAddLogical()	191
AmDateDiff()	193
AmDbExecAql()	194
AmDbGetDate()	195
AmDbGetDouble()	196
AmDbGetList()	197
AmDbGetListEx()	199
AmDbGetLong()	200
AmDbGetPk()	201
AmDbGetString()	202
AmDbGetStringEx()	205
AmDeadLine()	206
AmDecrementLogLevel()	208
AmDefAssignee()	209
AmDefaultCurrency()	210
AmDefEscalationScheme()	211

AmDefGroup()	212
AmDeleteLink()	215
AmDeleteRecord()	216
AmDisconnectTrace()	217
AmDuplicateRecord()	218
AmEndOfNthBusinessDay()	219
AmEnumValList()	220
AmEvalScript()	222
AmExecTransition()	223
AmExecuteActionById()	224
AmExecuteActionByName()	225
AmExportDocument()	227
AmExportReport()	228
AmFindCable()	229
AmFindDevice()	230
AmFindRootLink()	232
AmFindTermDevice()	233
AmFindTermField()	234
AmFlushTransaction()	236
AmFormatCurrency()	237
AmFormatLong()	238
AmGeneratePlanningData()	239
AmGenSqlName()	241
AmGetCatRef()	242
AmGetCatRefFromCatProduct()	243
AmGetComputeString()	245
AmGetCurrentNTDomain()	246
AmGetCurrentNTUser()	247
AmGetFeat()	248
AmGetFeatCount()	249
AmGetField()	250
AmGetFieldCount()	251
AmGetFieldDateOnlyValue()	252
AmGetFieldDateValue()	254
AmGetFieldDescription()	255
AmGetFieldDoubleValue()	256
AmGetFieldFormat()	257
AmGetFieldFormatFromName()	259
AmGetFieldFromName()	260
AmGetFieldLabel()	261
AmGetFieldLabelFromName()	262
AmGetFieldLongValue()	263
AmGetFieldName()	265
AmGetFieldRights()	266
AmGetFieldSize()	267

AmGetFieldSqlName()	269
AmGetFieldStrValue()	270
AmGetFieldType()	271
AmGetFieldUserType()	273
AmGetForeignKey()	275
AmGetIndex()	276
AmGetIndexCount()	277
AmGetIndexField()	278
AmGetIndexFieldCount()	279
AmGetIndexFlags()	280
AmGetIndexName()	281
AmGetLink()	283
AmGetLinkCardinality()	284
AmGetLinkCount()	285
AmGetLinkDstField()	286
AmGetLinkFeatureValue()	287
AmGetLinkFromName()	288
AmGetLinkType()	289
AmGetMainField()	290
AmGetMemoField()	291
AmGetNextAssetPin()	292
AmGetNextAssetPort()	293
AmGetNextCableBundle()	295
AmGetNextCablePair()	297
AmGetNTDomains()	298
AmGetNTMachinesInDomain()	299
AmGetNTUsersInDomain()	300
AmGetPOLinePrice()	301
AmGetPOLinePriceCur()	303
AmGetPOLineReference()	304
AmGetRecordFromMainId()	305
AmGetRecordHandle()	306
AmGetRecordId()	307
AmGetRelDstField()	308
AmGetRelSrcField()	309
AmGetRelTable()	310
AmGetReverseLink()	311
AmGetScriptValue()	312
AmGetSelfFromMainId()	313
AmGetSourceTable()	314
AmGetTable()	315
AmGetTableCount()	316
AmGetTableDescription()	317
AmGetTableFromName()	318
AmGetTableLabel()	319

AmGetTableName()	320
AmGetTableRights()	322
AmGetTableSqlName()	323
AmGetTargetTable()	324
AmGetTrace()	325
AmGetTraceFromHist()	327
AmGetTypedLinkField()	328
AmGetUserEnvSessionItem()	329
AmGetVersion()	330
AmHasAdminPrivilege()	331
AmHasRelTable()	332
AmHasRightsForCreation()	333
AmHasRightsForDeletion()	334
AmHasRightsForFieldUpdate()	336
AmHelpdeskCanCloseFile()	337
AmHelpdeskCanProceed()	338
AmHelpdeskCanSaveCall()	339
AmImportDocument()	340
AmImportReport()	342
AmIncrementLogLevel()	343
AmInsertRecord()	344
AmInstantiateReqLine()	345
AmInstantiateRequest()	346
AmIsConnected()	348
AmIsFieldForeignKey()	348
AmIsFieldIndexed()	349
AmIsFieldPrimaryKey()	350
AmIsHelpdeskAdmin()	351
AmIsHelpdeskMember()	353
AmIsHelpdeskSuper()	354
AmIsLink()	355
AmIsModuleAuthorized()	356
AmIsTypedLink()	358
AmLastError()	359
AmLastErrorMsg()	360
AmListToString()	361
AmLog()	362
AmLoginId()	363
AmLoginName()	364
AmMapSubReqLineAgent()	366
AmMoveCable()	367
AmMoveDevice()	368
AmMsgBox()	369
AmOpenConnection()	370
AmOpenScreen()	371

AmOverflowTables()	373
AmPagePath()	374
AmProgress()	375
AmPurgeRecord()	376
AmQueryCreate()	378
AmQueryExec()	379
AmQueryGet()	380
AmQueryNext()	381
AmQuerySetAddMainField()	382
AmQuerySetFullMemo()	383
AmQueryStartTable()	385
AmQueryStop()	386
AmReceiveAllPOLines()	387
AmReceivePOLine()	388
AmRefreshAllCaches()	389
AmRefreshLabel()	390
AmRefreshProperty()	391
AmRefreshTraceHist()	392
AmReleaseHandle()	393
AmRemoveCable()	394
AmRemoveDevice()	395
AmResetPassword()	397
AmResetUserEnvSession()	398
AmResetUserPassword()	399
AmRestoreRecord()	400
AmReturnAsset()	401
AmReturnContract()	402
AmReturnPortfolioItem()	404
AmReturnTraining()	405
AmReturnWorkOrder()	406
AmRevCryptPassword()	407
AmRgbColor()	409
AmRollback()	410
AmSetFieldDateOnlyValue()	411
AmSetFieldDateValue()	412
AmSetFieldDoubleValue()	414
AmSetFieldLongValue()	415
AmSetFieldStrValue()	416
AmSetLinkFeatureValue()	417
AmSetProperty()	418
AmSetUserEnvSessionItem()	419
AmShowCableCrossConnect()	420
AmShowDeviceCrossConnect()	421
AmSqlTextConst()	422
AmStandIn()	423

AmStandInGroup()	425
AmStartTransaction()	427
AmStartup()	428
AmTableDesc()	428
AmTaxRate()	430
AmUpdateDetail()	431
AmUpdateLossLines()	432
AmUpdateRecord()	433
AmUpdateUser()	434
AmValueOf()	435
AmWizChain()	437
AmWorkTimeSpanBetween()	438
AppendOperand()	439
ApplyNewVals()	441
Asc()	442
Atn()	443
BasicToLocalDate()	445
BasicToLocalTime()	446
BasicToLocalTimeStamp()	447
Beep()	448
CDBl()	448
ChDir()	450
ChDrive()	451
Chr()	452
CLnt()	453
CLng()	454
Cos()	455
CountOccurences()	457
CountValues()	458
CSng()	459
CStr()	460
CurDir()	462
CVar()	462
DaContext()	463
DaCopy()	466
DaDbDeleteList()	468
DaDbGetList()	469
DaDbSetList()	471
DaDelete()	473
DaDownload()	474
DaDumpContext()	476
DaExec()	478
DaExecAction()	479
DaExecuteActionByName()	481
DaFileATime()	482

DaFileCRC()	483
DaFileCTime()	484
DaFileLanguage()	485
DaFileMTime()	486
DaFileSize()	487
DaFileType()	488
DaFileVersion()	489
DaFind()	490
DaFindNext()	492
DaFirstEnv()	493
DaGetEnv()	495
DaGetFileInfo()	497
Dalmpersonate()	498
DaMkDir()	500
DaMove()	501
DaNetIpFromName()	503
DaNetNBTName()	504
DaNetPing()	505
DaNetWakeOnLan()	507
DaNetWinAddressByName()	508
DaNextEnv()	509
DaNTFileCopyTo()	510
DaNTFileCreateDir()	511
DaNTFileDelete()	512
DaNTFileDeleteDir()	513
DaNTFileDirCopyTo()	514
DaNTFileDirDownload()	515
DaNTFileDirUpload()	516
DaNTFileDownload()	517
DaNTFileUpload()	518
DaNTRegistryLMAddStringValue()	519
DaNTRegistryLMCreateKey()	520
DaNTRegistryLMDeleteKey()	521
DaNTRegistryLMDeleteValue()	522
DaNTRegistryLMGetLongValue()	523
DaNTRegistryLMGetStringValue()	524
DaNTRegistryLMSetLongValue()	525
DaNTRegistryLMSetStringValue()	526
DaNTServiceInstall()	527
DaNTServiceStart()	529
DaNTServiceStatus()	530
DaNTServiceStop()	531
DaNTServiceUninstall()	532
DaNTWMIExecMethod()	533
DaNTWMIExecQuery()	534

DaNTWMIGetCurrentArrayValue()	535
DaNTWMIGetCurrentPropertyValue()	537
DaNTWMIGetInstanceCount()	538
DaNTWMIGetPropertyValue()	540
DaNTWMIGetTotalPropertiesValue()	541
DaNTWMINextItem()	543
DaNTWMIResetEnumeration()	544
DaRegCreateKey()	545
DaRegDeleteKey()	546
DaRegExec()	547
DaRegGetValue()	548
DaRegOutputValue()	549
DaRegSetValue()	550
DaRegStrValue()	551
DaRegVarValue()	552
DaRename()	553
DaReturnValue()	555
DaRmdir()	556
DaSendMail()	557
DaSetContext()	559
DaSetOption()	561
DaSetReturnValue()	563
Date()	564
DateAdd()	565
DateAddLogical()	566
DateDiff()	567
DateSerial()	569
DateValue()	570
DaTrackingDelete()	571
DaTrackingGet()	572
DaTrackingSet()	574
DaTrackingTest()	575
DaUpload()	576
DaWait()	578
Day()	579
EnumToComboBox()	581
EscapeSeparators()	582
ExeDir()	583
Exp()	584
ExtractValue()	585
FileCopy()	587
FileDateTime()	588
FileExists()	589
FileLen()	590
Fix()	591

FormatDate()	592
FormatResString()	594
FV()	595
GetEnvVar()	597
GetListItem()	598
Hex()	599
Hour()	600
InStr()	602
Int()	603
IPMT()	604
IsNumeric()	606
Kill()	607
LCase()	608
Left()	609
LeftPart()	611
LeftPartFromRight()	612
Len()	614
LocalToBasicDate()	615
LocalToBasicTime()	616
LocalToBasicTimeStamp()	617
LocalToUTCDate()	618
Log()	619
LTrim()	620
MakeInvertBool()	622
Mid()	623
Minute()	624
MkDir()	625
Month()	626
Name()	627
Now()	629
NPER()	629
Oct()	631
ParseDate()	632
ParseDMYDate()	634
ParseMDYDate()	635
ParseYMDDate()	636
PMT()	637
PPMT()	639
PV()	641
Randomize()	643
RATE()	644
RemoveRows()	646
Replace()	648
Right()	649
RightPart()	650

RightPartFromLeft()	652
RmAllInDir()	654
Rmdir()	655
Rnd()	656



PART | **Introduction**



1 | Programming fundamentals

CHAPTER

This chapter presents the fundamentals of programming using the Basic language available in AssetCenter. If you already experience in programming and have used other languages, most of the information presented in this chapter will be familiar to you. However, we do recommend reading through this chapter because certain classic functions have been voluntarily left out of or limited in the implementation of Basic in AssetCenter.

Introduction to variables

Variables are used to store data during the execution of a program. They are identified by:

- Their name, used to reference the value contained by the variable.
- Their type, which determines which data can be stored in the variable.

In general, a distinction is made between two types of variables:

- Arrays,
- Scalar variables, which include all variables that are not arrays.

Declaring a variable

Variables must be explicitly declared before being used. The syntax of the declaration is as follows:

```
Dim <Name of the variable> [As <Type of the variable>]
```

Note:

The explicit declaration of variables in AssetCenter Basic is the same as using the **Option Explicit** keyword in Microsoft Visual Basic.

Variable names must meet the following constraints:

- Start with an uppercase or lowercase letter,
- Must have no more than 40 characters,
- Can contain the letters A to Z and a to z, the numbers 0 to 9, and the underscore character ("_").

Note:

Accented characters are authorized but are advised against.

- Reserved keywords may not be used. For example, names of Basic functions and clauses are reserved keywords.

The optional **As** clause enables you to define the type of the defined variable. The type specifies the type of information stored in the variable. The available data types include: **String**, **Integer**, **Variant**, ...

If the **As** clause is omitted, the variable is considered as a **Variant** type.

Single declaration

In the case of a single declaration, each declaration statement concerns a single variable, as shown in the following example:

```
Dim I As Integer
Dim strName As String
Dim dNumber As Double
```

Combined declaration

In the case of a combined declaration, each declaration statement may concern any number of variables, as shown in the following example:

```
Dim I As Integer, strName As String, dNumber As Double
Dim A, B, C As Integer
```

 Note:

As already described, when the type of the variable is not specified, by default it is considered as a **Variant**. Thus, in the second line of the above example, the type of the variables **A** and **B** is **Variant** and **C** is an **Integer**.

Data types

The following table summarizes the various types available for a function or a parameter:

Type	Meaning
Integer	Integer from -32 768 to +32 767.
Long	Integer from -2 147 483 647 to +2 147 483 646.
Single	4-byte floating-point number (single precision).
Double	8-byte floating-point number (double precision).
String	Text in which all characters are accepted.
Date	Date or Date+Heure.
Variant	Generic type that can represent any other type.

 Note:

These types are not available from an external tool. Only the types **Long**, **Double** and **String** are available. **Variant** does not exist and **Integer** and **Date** type objects are represented by a **Long**.

Numerical types

The Basic language available in AssetCenter offers several numerical types: Integer, Long, Single and Double. Numerical data types usually use less memory than a **Variant**.

If you are sure a variable will systematically store integers (such as 123) and not fractions (such as 3.14), it is better to declare it as an **Integer** or a **Long**. Operations performed on these data types are faster and required less memory than other data types. These data types are particularly well suited to counters used in loops.

If a variable must contain a fractional number, declare it as a **Single** or **Double**.

 **Note:**

Floating point numbers (**Single** or **Double**) can be subject to rounding errors.

The String type

If you are sure a variable will only store a character string, declare it as **String**:

```
Dim MyString As String
```

You will then be able to store character strings in this variable and manipulate its contents using the dedicated character string processing functions:

```
MyString = "This is a string"  
MyString = Right(MyString, 6)
```

By default, a **String** type variable is of variable size. The allotted size used to store character strings changes according to the size of the data assigned to the variable. However, it is possible to declare a **String** type variable using the following syntax:

```
Dim <Name of the variable> As String * <Size of the stored string>
```

The following example declares a variable containing 20 characters:

```
Dim MyString As String * 20
```

If you use this variable to store a string of less than 20 characters, spaces will be added to the end of the string as padding up until the intended size. On the other hand, if you store a string over 20 characters, the string will be truncated from the 21st character.

The Variant type

The **Variant** type is a generic type that can substitute for all other types. You do not need to worry about conversion issues between the different data types and **Variant**. Conversion is performed automatically, as shown in the following example:

```
Dim MyVariant As Variant  
MyVariant = "123"  
MyVariant = MyVariant - 23  
MyVariant = "Top " & MyVariant
```

Even though conversion is automatic, make sure you follow the following rules:

- If you perform arithmetic operations on a **Variant**, it must contain a number, even if it is represented by a character string.

- If a concatenation operation involves a **Variant**, use the **&** operator rather than the **+** operator.

A **Variant** can also contain two special values: The empty value and the **Null** value.

The empty value

Before a value is assigned for the first time to a **Variant**, it contains the empty value. This value is a particular value and is not the same as 0, an empty string or the **Null** value. To test whether a **Variant** contains the empty value, use the Basic function **IsEmpty()**, as shown in the following example:

```
Dim MyFirstVariant As Variant
Dim MySecondVariant As Variant
If IsEmpty(MyFirstVariant) Then MyFirstVariant = 0
MySecondVariant = 0
If IsEmpty(MySecondVariant) Then MySecondVariant = 123
```

A **Variant** containing the empty value can be used in expressions. Depending on the situation, it will be processed as the value 0 or an empty string. To reassign the empty value to a **Variant**, use the keyword **Empty**, as shown in the following example:

```
Dim MyVariant As Variant
MyVariant = 123
MyVariant = Empty
```

The Null value

The **Null** value is often used in databases to specify missing or unknown values. This value has special qualities:

- Expression that include the **Null** value always return the **Null** value. The **Null** value is said to be propagated in the expressions. If part of the expression is **Null**, then all of the expression is **Null**.
- As a general rule, if a function parameter is set to **Null**, the function returns the **Null** value.

Data arrays

An array enables you to store and reference a set of variables under a single name and use a number (an index) to uniquely identify them. All array items must have the same data type. You cannot create an array containing both **String** and **Double** values. The **Variant** type can be used to work around this limitation.

Declaring an array

An array is a set of variables.

By convention, the following notions are presented as follows:

- Lower limit of the array: Index of the first item.

 Note:

By default, the lower limit of an array is 0.

- Upper limit of the array: Index of the last item.

 Note:

The upper limit of an array may not exceed the size of a **Long** (2 147 483 646 items).

Declaring an array is similar to declaring a variable:

```
Dim <Name of the array>(<Upper limit of the array>) [As <Data type of the variables contained in the array>]
```

Examples:

```
Dim MyFirstArray(30) As String ' 31 elements
Dim MySecondArray(9) As Double ' 10 elements
```

You can also specify the lower limit of the array by using the following declaration:

```
Dim <Name of the array>(<Lower limit of the array> To <Upper limit of the array>) [As <Data type of the variables contained in the array>]
```

Examples:

```
Dim MyFirstArray(1 To 30) As String ' 30 elements
Dim MySecondArray(5 To 9) As Double ' 5 elements
```

Limitations

The following limitations apply to arrays in AssetCenter Basic:

- Variable size arrays are not supported. In particular, it is not possible to resize an array on the fly.
- Multi-dimensional arrays are not supported.

Control structures

As their name suggests, control structures make it possible to control the execution of a program. There are two sorts of control structures:

- Decision structures: redirect and guide a program as a result of certain conditions,
- Loop structures: make it possible to repeat program sections depending on certain conditions.

Decision structures

A decision structure conditionally executes instructions depending on the results of a test. The following decision structures are available:

- **If...Then**
- **If...Then...Else...End If**
- **Select Case**

If...Then

Use this structure to conditionally execute one or more instructions. The syntax of this structure allows for single line and multiple line statements. Single line statements may only execute one single instruction:

```
If <Condition> Then <Instruction>
```

```
If <Condition> Then
<Instructions>
End If
```

The condition is generally a comparison, but any expression giving a numerical result can be used. This value will then be interpreted as **True** or **False** by Basic. **False** corresponds to the numerical value 0, all other values are considered as **True**.

If the condition is evaluated as **True**, the instruction or instructions following the keyword **Then** will be executed.

If...Then...Else...End If

Use this structure to define multiple conditional instruction blocks. Only the first of these blocks evaluated as **True** will be executed.

```

If <Condition1> Then
<Instructions1>
ElseIf <Condition2> Then
<Instructions2>
...
Else
<InstructionsN>
End If

```

The first condition is tested, if the result is evaluated as **False**, the second condition is tested and so on until one of them is evaluated as **True**. The instruction set after the keyword **Then** is executed.

The keyword **Else** is optional. It makes it possible to define an instruction set to be executed if all the conditions are evaluated as **False**.



Note:

You can nest as many **Elseif** instructions as you like in the decision structure. However, if you systematically compare the same expression with a different value, the syntax of the decision structure can become unnecessarily complex and difficult to read. In this case, we advise you to use a **Select...Case** type decision structure.

Select...Case

This structure serves the same purpose as the previous decision structures, but in general, the resulting code is more readable. A **Select...Case** function performs a single test at the start of the structure and compares the test result with the values given by each **Case** in the structure. If there is a match, the instruction set associated with the **Case** is executed.

```

Select Case <Test>
[Case <List of values 1>
<Instructions1>]
[Case <List of values 2>
<Instructions2>]
...
[Case Else
<Instructionsn>]
End Select

```

Each list of values contains a list of values separated by commas. If several **Case** keywords have values matching the test results, only the instruction set associated with the first matching **Case** will be executed.

The instruction set associated with the **Case Else** keyword is executed if no match is found for the **Case** keywords.

Loop structures

A loop structure enables you to repeat the execution of a series of instructions. The following loop structures are available:

- **Do...Loop**
- **For...Next**

Do...Loop

Use this structure to execute a series of instructions an undefined number of times. The loop is exited when a condition is met or is not met. This condition is a value or an expression that is evaluated as **False** (0) or **True** (not 0).



Note:

It is possible to exit the loop by force by using the **Exit Do** keyword in the executed instructions.

There are several variations on this structure, but the most common one is the following:

```
Do While <Condition>
<Instructions>
Loop
```

In this case, the condition is evaluated first. If it is **True**, the instructions are executed and the program returns to the **Do While** keyword, test the condition again and so on. The loop is exited when the condition is evaluated as **False**.

The following example tests the value of a counter, incremented at each iteration of the loop. The loop is executed when the counter reaches 20.

```
Dim iCounter As Integer
iCounter = 0
Do While iCounter < 20
iCounter = iCounter +1
Loop
```

The following example is based on the previous one but exits the loop by force using the **Exit Do** keyword if the counter contains the value 10.

```
Dim iCounter As Integer
iCounter = 0
Do While iCounter < 20
iCounter = iCounter +1
If iCounter = 10 Then Exit Do
Loop
```

In this type of **Do...Loop** structure, the condition is evaluated before executing the instructions. If you wish to execute the instruction and then test the condition, use the following **Do...Loop** structure:

```
Do
<Instructions>
Loop While <Condition>
```

 **Note:**

This type of structure guarantees that at least one of the instructions will be executed.

The two previous **Do...Loop** structures iterate for as long as the condition is **True**. If you wish to iterate while the condition is **False**, use one of the following structures:

```
Do Until <Condition>
<Instructions>
Loop

Do
<Instructions>
Loop Until <Condition>
```

Using this structure type, the previous example can be written:

```
Dim iCounter As Integer
iCounter = 0
Do Until iCounter = 20
iCounter = iCounter +1
Loop
```

For...Next

Use this structure to execute a series of instructions an undefined number of times. Unlike **Do...Loop**, a **For...Next** loop uses a variable called a counter whose value is incremented or decremented at each iteration.

 **Note:**

It is possible to exit the loop by force by using the **Exit For** keyword in the executed instructions.

```
For <Counter> = <Initial value> To <Final value> [Step <Increment>]
<Instructions>
Next [<Counter>]
```

 **Important:**

The arguments **Counter**, **Initial value**, **Final value** and **Increment** are all represented by numerical values.

 **Note:**

Increment may be a positive or negative value. If it is positive, the **Initial value** must be less than or equal to the **Final value** in order for the instructions to be executed. If it is negative, the **Initial value** must be greater than or equal to the **Final value** in order for the instructions to be executed. If the **Increment** is not specified, by default it is set to 1.

When a **For...Next** loop is executed, the following operations are performed:

- 1 The counter initializes and stores the initial value,
- 2 The Basic codes tests whether the value of the counter is greater than the final value. If this is the case, the program exits the loop.

 **Note:**

If the increment is negative, the Basic test whether the value of the counter is less than the final value.

- 3 The instructions are executed,
- 4 The counter incremented by 1 or the specified value,
- 5 Operations 2 through 4 are repeated.

The following operation sums all even number up to 1000:

```
Dim iCounter As Integer, lSum As Long
For iCounter = 0 To 1000 Step 2
    lSum = lSum + iCounter
Next
```

The following example is based on the previous one but exits the loop by force using the **Exit For** keyword if the counter contains the value 500.

```
Dim iCounter As Integer, lSum As Long
For iCounter = 0 To 1000 Step 2
    lSum = lSum + iCounter
    If iCounter = 500 Then Exit For
Next
```

Operators

Operators are symbols than enable you to perform simple operations (addition, multiplication, etc.) on variables or compare them. There are several different types of counters:

- Assignment operators,
- Arithmetic operators,
- Relational operators (also called assignment operators),
- Logical operators.

Assignment operators

This type of operator enables you to assign a value to a variable. AssetCenter Basic uses one single assignment operator, the "=" sign. The assignment syntax is as follows:

```
<Variable> = <Value>
```

Arithmetic operators

Arithmetic operators enable you to modify the value of a variable arithmetically, or to perform simple arithmetic operations between two expressions.

The + operator

This operator enables you to sum two values. The syntax is as follows:

```
<Result> = <Expression 1> + <Expression 2>
```

 **Note:**

This operator is used both to sum two numbers and to concatenate strings. To avoid any ambiguity, we recommend you use this operator just for sum operations and to use the & operator to concatenate strings.

The - operator

This operator enables you to differentiate between two values or to negatively sign (monadic operator) a value. The operator has two syntaxes:

```
<Result> = <Expression 1> - <Expression 2>
```

or

```
- <Expression>
```

The * operator

This operator enables you to multiply two values. The syntax is the following:

```
<Result> = <Expression 1> * <Expression 2>
```

The / operator

This operator enables you to perform a division between two values. The syntax is as follows:

```
<Result> = <Expression 1> / <Expression 2>
```

The ^ operator

This operator enables you to raise a value to the power of an exponent. The syntax is as follows:

```
<Result> = <Expression 1> ^ <Expression 2>
```

 **Note:**

In this syntax, expression 1 cannot be negative if expression 2 (the exponent) is an integer. When an expression performs several exponential operations in a series, they are interpreted logically from left to right.

The Mod operator

This operator calculates the remainder of the eucliden division of two values. The syntax is as follows:

```
<Result> = <Expression 1> Mod <Expression 2>
```



Note:

Floating-point numbers are automatically rounded to integers.

The following example returns 4 (6.8 is rounded to the nearest integer, 7):

```
Dim iValue As Integer
iValue = 25 Mod 6.8
```

Relational operators

Relational operators enable you to compare two values. The following table summarizes the relational operators:

Operator	Denomination	Description	Syntax
=	Equality operator	Compares two values and verifies their equality	<Expression 1> = <Expression 2>
<	Less-than operator	Tests whether a value is strictly less than another	<Expression 1> < <Expression 2>
<=	Less-than or equal to operator	Test whether a value is less than or equal to another	<Expression 1> <= <Expression 2>
>	Greater-than operator	Tests whether a value is strictly greater than another	<Expression 1> > <Expression 2>
>=	Greater-than or equal to operator	Tests whether a value is greater than or equal to another	<Expression 1> >= <Expression 2>
<>	Inequality operator	Tests whether a value is different from another	<Expression 1> <> <Expression 2>

Logical operators

Logical operators enable you to evaluate several conditions.

The And operator

This operator performs a logical AND (both conditions must be true) on two expressions. The syntax is as follows:

```
<Result> = <Expression 1> And <Expression 2>
```

If each expression (operand) is evaluated as **True**, the result is **True**. If either of the expressions is evaluated as **False**, the result is **False**.

The Or operator

This operator performs a logical OR (either of the conditions must be true) on two expressions. The syntax is as follows:

```
<Result> = <Expression 1> Or <Expression 2>
```

If either expression is evaluated as **True**, the result is **True**.

The Xor operator

This operator performs an eXclusive OR (only one of the two conditions must be true) on two expressions. The syntax is as follows:

```
<Result> = <Expression 1> Xor <Expression 2>
```

If only one of the expressions is evaluated as **True**, result is **True**.

The Not operator

This operator is used to perform the logical negation on an expression. The syntax is as follows:

```
<Result> = Not <Expression 1>
```

If the expression is evaluated as **True**, the result is **False**. If the expression is evaluated as **False**, the result is **True**.

Priority of operators

When more than one operators are combined, the following order of priority is used when evaluating expressions. The operators are listed in decreasing order of priority:

- 1 ()
- 2 ^
- 3 -, +

- 4 /, *
- 5 Mod
- 6 =, >, <, <=, >=
- 7 Not
- 8 And
- 9 Or
- 10 Xor

File management

AssetCenter Basic enables simplified file management. The most common operations (read, write, etc.) are available as standard.

Reminder concerning files

A file is way in which a program sees and external object. It is a collection of logical records, that may or may not be structured, on which the program can execute a set of elementary operations (read, write, etc.). A logical record represents the minimum set of data that can be manipulated by a single elementary operation.

AssetCenter can only handle so-called sequential files. In a sequential file, operations mainly concern reading the next record or appending a new record to the end of the file. It is not possible to simultaneously read and write records.

When read, cursor is placed on the first logical record of the sequential file. Each read operation transfers a record to an internal zone (generally a variable) of the program and places the cursor on the next record of the file. An operation enables you to determine whether there are any remaining records to be read (**EOF** clause: End Of File).

When written to, the sequential file is either empty or the cursor is placed after the last record in the file. Each write operation transfers data stored in an internal zone (generally a variable) of the program, to a record in the file and then moves the cursor after this record.



Note:

One of the main features of a sequential file is that the records are read in the order they are written.

Opening and closing files

The Open clause

This is the main clause used to manipulate files. It enables you to read, create and write to a files. The syntax is as follows:

```
Open <Path of the file> For <Mode> [Access <Access type>] As [#]<File number>
```

The parameters of this clause are detailed in the following table:

Parameter	Description
<Path of the file>	Character string specifying the file concerned by the operation. This string can contain the full path of the file.
<Mode>	Specifies the processing mode of the file. This parameter may contain one of the following values: <ul style="list-style-type: none"> ■ Input: The file is open in read mode. ■ Output: The file is open in write mode. If the file already exists and has existing content, this is overwritten. ■ Append: The file is open in write mode. If the file already exists and has existing content, the new content is appended to the end of the file. ■ Binary: The file is opened in binary read mode.

Parameter	Description
<Access type>	Specifies the operations that can be performed on an open file. If the file is opened by another process and the specified access is not authorized, the file open command fails. This parameter can be set to any of the following values: <ul style="list-style-type: none"> ■ Read: The file is open for read-only access ■ Write: The file is open for write-only access ■ Read Write: The file is open in read-write mode. This access type is only available for the Binary and Append access modes.
<File number>	Identifies the file using a unique number between 1 and 511. The FreeFile() function enables you to determine the next available file number.



Note:

Bear the following points in mind:

- Files must be opened using the **Open** clause before any read or write operations on the file.
- In **Append**, **Binary** or **Output** mode, if the referenced file does not exist, it is created.
- In **Binary** or **Input** mode, you can open a file using a different number without having to close the file first. In **Append** or **Output** mode, you must first close a file before opening it again with a different number.

The Close clause

This clause enables you to close a file that was opened using a the **Open()**. The syntax is as follows:

```
Close [<List of files>]
```

The optional <List of files> argument can contain one or more file numbers. This syntax of this optional argument is as follows:

```
[[#]<File number>] [, [#]<File number>] ...
```



Note:

If you omit this parameter from the clause, all active files opened by the **Open()** clause are closed.

Reading data from file

Two clauses are available for reading data from a file. Using one or the other clause will depend on the specified access mode for the file. The two clauses are the following:

- **Input**
- **Line Input**

In Input clause

This clause is used to read a given number of characters from a file open in **Binary** or **Input** mode. The syntax of this clause is as follows:

```
Input (<Number characters to read>, [#]<File number>)
```

The Line Input clause

This clause is used to read a line of data from a sequential file, and to store it in a **String** or **VARIANT** type variable. The syntax of this file is as follows:

```
Line Input #<File number>, <Name of the variable>
```

 **Important:**

The clause reads the characters one by one until a carriage return or carriage return - new line is reached.

Writing data to a file

One single clause, **Print**, enables you to write data to a file. The syntax of this clause is as follows:

```
Print #<File number>, [<Data>]
```




2 Classification of functions

CHAPTER

Functions are classified according to three different levels. A given function can be classified by:

- Families of functions [page 39]
- Scope of application of functions [page 40]
- Application modules [page 40]

Families of functions

Functions in the AssetCenter environment can be organized into several main families:

- Functions recognized by AssetCenter These are essentially functions that can be used in the scriptable parts (in Basic) of the software.
- Functions recognized by the AssetCenter API: These functions can be called by external tools or be a program written in a high-level language.

These main families of functions are not mutually exclusive. For example, certain AssetCenter API functions can be used in the Basic scripts in the software. Such a function, originating from the AssetCenter API is said to be "exposed" in AssetCenter's internal Basic scripts. The syntax of such a function may change but its behavior remains the same.

Scope of application of functions

The functions described in this document can be used in at least one of the following contexts:

- AssetCenter API libraries. In particular, the functions are available for development of Get-It applications.
- Field or link configuration script (**Configure the object** popup menu item or AssetCenter Database Administrator) and by extension **Calculation script** (SQL name: memScript) of a calculated field:
 - Default value,
 - Mandatory nature,
 - Historization,
 - Read-only nature,
 - ...
- Script type action:
 - ◆ Script defined in the **Script of the action** (SQL name: Script) of a Script action.
- AssetCenter wizards:
 - "FINISH.DO" script of a wizard.
 - Value definition scripts for the properties of nodes.

Application modules

Each function is associated with one or more application modules. An application module describes the nature of operations carried out by the function. The different application modules are listed below:

- Built-in: Classic Basic functions, conversion and string handling functions, etc.
- Technical: Connection to a database, handling of table, field, link, index, record and query objects.
- Functional: Generic, line of business functions.
- Cable.
- Procurement.

- Chargeback.
- Wizards.
- Actions.
- Graphics.



3 Conventions

CHAPTER

This chapter describes:

- [Notation](#) [page 43]
- [Format of Date+Time constants in scripts](#) [page 44]
- [Format of Duration type constants in scripts](#) [page 45]

Notation

The following notation is used in the examples in this manual:

□	Square brackets denote an optional parameter. Do not type these brackets in your command. Exception: In Basic scripts, when the square brackets denote the path to data in the database, they must appear in the script as shown below: <code>[Link.Link.Field]</code>
<>	Angle brackets denote a parameter in plain language. Do not type these brackets. Substitute the text with the appropriate information.
{}	Curly brackets surround the definition of a node or a script block spanning several lines for a property.

A pipe is used to separate a series of possible parameters contained within curly brackets.

The following text styles have specific meanings:

Fixed width characters	DOS command, function parameter are data formatting.
Example	Example of code or command.
...	Code or command omitted.
Object name	The names of fields, tabs, menus and files are shown in bold.

Format of Date+Time constants in scripts

Dates referenced in scripts are expressed in international format, independently of the display options specified by the user:

yyyy/mm/dd hh:mm:ss

Example:

RetVal="1998/07/12 13:05:00"

 Note:

The hyphen ("-") can also be used as a date separator.

About dates

Dates are expressed differently in internal Basic and from external tools:

- In Basic, a date can be expressed in international format, or as a floating point number ("Double" type). In this case, the integer part of the number represents the number of days elapsed since 1899-12-30 at midnight, the decimal part represents the fraction of the current date (The number of seconds elapsed since the start of the day divided by 86400).
- Externally, dates are expressed as a long integer ("Long" type) that represents the number of seconds elapsed since 01/01/1970 at midnight, independent of time zones (UTC time).

Format of Duration type constants in scripts

In scripts, durations are stored and expressed in seconds. E.g. to set the default value for a "Duration" type field to 3 days, use the following script:

```
RetVal=259200
```

Likewise, functions that calculate durations, such as the "AmWorkTimeSpanBetween()" function, return a number of seconds.

 Note:

In financial calculations, AssetCenter takes into account the most common simplifications used. In this case alone, a year is considered as being 12 months and 1 month as 30 days (thus: 1 year = 360 days).



4 Definitions

CHAPTER

This chapter groups together the definitions of several essential terms.

You will find the following definitions:

- Definition of a function [page 47]
- Definition of the `CurrentUser` virtual link [page 48]
- Definition of a handle [page 49]
- Definition of an error code [page 49]

Definition of a function

A function is a program that performs operations and returns a value to the user. This value is called the "return value" or "return code".

Here is an example of the syntax used to call an internal `AssetCenter` function:

```
AmConvertCurrency(strSrcName As String, strDstName As String, dVal As Double) As Double
```

Here is the syntax of the same function via the `AssetCenter` API:

```
double AmConvertCurrency(long hApiCnxBase, long ltm, const char *pszSrcName, const char *pszDstName, double dVal)
```

Definition of the CurrentUser virtual link

Definition

CurrentUser can be considered as a link starting in all tables and pointing to the record in the table of departments and employees corresponding to the current user.

- In the **CurrentUser** format, it points to the record corresponding to the current user, and returns the description string from the Employees and Departments table.
- In the **CurrentUser.Field** format, it returns the value of the field for the current user.



This virtual link is not displayed in the list of fields and links; therefore it is not directly accessible in AssetCenter's internal script builder. You must enter this expression manually.

Equivalencies

The **AmLoginName()** and **AmLoginId()** functions, which return the current user's **Name** (SQL name: **Name**) and **ID** (SQL name: **IPersId**), respectively, may be considered as functions derived from **CurrentUser**. In effect, the following are equivalent:

- `AmLoginName()=[CurrentUser.UserLogin]`
- `AmLoginId()=[CurrentUser.ImplDeptId]`

Restrictions

CurrentUser will only work if a context is defined (the context being a table).

If there is no context, you must use another function.

Example:

You want to create a non-contextual action that executes a file whose path depends on the user connected to the AssetCenter database.

If the action were contextual, you would be able to create an **Executable** type action with the **Folder** field set to, for example: `c:\scripts\[CurrentUser.Name]\`. However, when an **Executable** type action does not have a context, `[CurrentUser.Name]` is considered to be fixed text.

You must therefore find another solution such as creating a **Script** type non-contextual action using the script:

```
RetVal = amActionExec("program.exe", "c:\scripts\" + amLoginName())
```

Definition of a handle

A handle represents a unique identifier for an object. In the context of AssetCenter, this object can be a field, link, index, query, record, table or a connection. Handles are 32-bit integers ("Long" type).

 **Note:**

The NULL value is not a valid handle.

From external tools, you can also access (database) connection handles.

Definition of an error code

When a function fails, it returns an error code.

From external tools

This error code and associated message can be recovered by external tools via the "AmLastError()" and "AmLastErrorMsg()" functions respectively. It can be cleared using the "AmClearLastError()" function.

 **Note:**

Any new function call clears the error code and previous message.

Internally

Internally (in Basic scripts, for example), the last error code and its description can be recovered using the **Err.Number** and **Err.Description** functions.

 **Note:**

Internally, you don't need to program your own error handling. A script with problems will stop and a database rollback will be performed if necessary.

You can raise an error on purpose using the Err.Raise function. Its syntax is as follows:

```
Err.Raise (<Error code>, <Error message>)
```

 **Note:**

When the creation or modification of a record is invalidated by the value of the "Validity" field for the table in question, it is a good idea to raise an error message using the **Err.Raise** function in order to warn the user (code 12006 or 12007). If you do not do this, the user will not necessarily understand why the record cannot be modified or created.

The following table lists the most frequent error codes:

Error code	Meaning
12001	Undefined error
12002	Bad parameter for a function
12003	Invalid handle or object deleted
12004	No more data available. This error typically occurs when executing queries. When the query does not return data, this error is raised.
12005	Internal database server error
12006	Invalid value (incorrect type for a parameter, etc.)
12007	Non valid record (a mandatory field is not populated, for example)
12008	Problems with database access rights
12009	Obsolete or non implemented function
12010	Maximum number of database connections exceeded

5 | Function typing and parameters

CHAPTER

This chapter contains information on the following:

- [List of types](#) [page 51]
- [Type of a function](#) [page 52]
- [Type of a parameter](#) [page 52]

List of types

The following table summarizes the various types available for a function or a parameter:

Type	Description
Integer	Integer from -32,768 to +32,767.
Long	Integer from -2,147,483,647 to +2,147,483,646.
Single	4-byte floating-point number (single precision).
Double	8-byte floating-point number (double precision).
String	Text in which all characters are allowed.
Date	Date or Date+Time.

Type	Description
Variant	Generic type that can represent any type.



Note:

Not all of these types are available from external tools. Only Long, Double and String types are available. Variant is not used and Integer and Date objects are represented by a Long.

Type of a function

The type of a function corresponds to the type of the value returned by the function. We recommend paying close attention to this piece of information since it can be the cause of compilation and runtime errors in your programs.

For example, you cannot use a function returning a certain typed value in the definition of the default value of a differently typed field. Try, for example, assigning this default value script to any "Date" or "Date and time" type field:

```
RetVal=AmLoginName ()
```

The "AmLoginName()" function returns the name of the connected user in the form of a character string ("String" type). The type of this return value is therefore incompatible with "Date" type fields and AssetCenter displays an error message.

Type of a parameter

The parameters that can be used in functions also have a type that must be respected in order for the proper execution of the function. In the syntax of functions, parameters are prefixed according to their type. To avoid any possible confusion, the prefixes used in this reference differ according to the syntax (API or Basic) of the function. The following table resumes the equivalencies between the prefixes used in the API syntax and the Basic syntax:

Type	Prefix used in the API syntax	Prefix used in the Basic syntax
Integer	"i"	"i"

Type	Prefix used in the API syntax	Prefix used in the Basic syntax
Long	"h" for a handle or "l" for a number	"l"
Double	"d"	"d"
String	"char*psz"	"str"
Date	"ltime"	"dt"
Variant	"v"	"v"



Using the API

PART

6 Introduction

CHAPTER

The AssetCenter API is provided as a 32-bit DLL, useable in Windows 95/98, 2000, XP and Server 2003.

The following environments are supported:

- Visual Basic 4.0, 5.0, and 6.0,
- Visual C++ 4.0, 5.0, and 6.0,
- Visual Basic .NET 2002 and 2003,
- Visual Studio .NET 2002 and 2003,
- Visual C# .NET 2002 and 2003,
- All Microsoft products using VBA (Visual Basic for Applications).

 **Warning:**

The entry points in the library (.dll) are not provided for .NET environments. If you wish to use these development environments, you must define these entry points yourself.

 **Note:**

The API should be compatible with all tools authorizing the use of third-party DLLs.

Warning

Before using the AssetCenter API, the user should be familiar with the terminology used in the AssetCenter conceptual model. In particular, a minimal knowledge of the database structure is required.

Information on the structure of the database can be found in the manual entitled "Reference guide: Administration and advanced use", chapter "Structure of the database" and in the "Database.txt" and "Tables.txt" files, which can be found in the "doc\infos" sub-folder of the AssetCenter installation folder.

Installation

Before using the AssetCenter API, it is highly recommended to install a fully functional version of AssetCenter. In this way, you can quickly test whether databases can be correctly accessed from a given computer and create or configure database connections. The API uses the same database layers and the same configuration information as AssetCenter to access data sources, so problems can often be investigated from within AssetCenter.

The typical steps for setting up a development environment with AssetCenter are as follows:

- Install a 32-bit version of AssetCenter with the AssetCenter API package.
- Use AssetCenter to configure the data source, and try to open a database.
- Use your development environment to call AssetCenter API functions.

To familiarize yourself with the AssetCenter API, we recommend using a demonstration database or any non critical source of data for which manipulation errors are not critical.

.ini configuration file associated with the DLL

- ▶ **AssetCenter - Installation guide, .ini and .cfg files** chapter.

Refer to the following sections in particular:

- **Available .ini and .cfg files**

- **Controlling the modification of the .ini files**



7 Methodology

CHAPTER

A typical sequence of operations using the AssetCenter API would be:

Step 1 Create a query using an AQL statement:

```
SELECT AssetTag, User.Name, Supervisor.Name FROM  
amPortfolio
```

 Note:

You can also use AssetCenter Export to generate an AQL query.

Step 2 Browse the query result set and retrieve any useful handles on specific items.

Step 3 Use the retrieved handles to update the information in the corresponding objects.

Step 4 Commit (accept) or rollback (cancel) the whole transaction.



8 Concepts and examples

CHAPTER

This section contains information on the following:

- [Concepts](#) [page 63]
- [Handling dates](#) [page 64]
- [First example](#) [page 64]
- [Second example](#) [page 65]

Concepts

AssetCenter is built around an object oriented design and the API maintains this structural view. To accommodate the limitation of Windows DLLs which imposes the use of a flat "C like API", the AssetCenter API work around this problem by using handles (32-bit integers) to identify every user-created object. This approach has the advantage of allowing non-object oriented languages to access the AssetCenter object model.

Before doing anything else, your program must call "AmStartUp()" in order to initialize the AssetCenter libraries. Your program must also terminate by calling the "AmCleanUp()" function.

Before accessing a database object, a connection should be established between the user and the database. This connection is identified by a "handle" on a

"connection" object (this handle is then used in all the API functions that interact with the database. It corresponds to the parameter "hApiCnxBase". This object can then be used to create queries and gain access to records.

 Note:

All database objects are linked to a connection so information about user privileges can be checked.

The first step is to open a connection using a valid data source name and a valid login/password combination.

 Warning:

When you connect to the AssetCenter database via the AssetCenter API, a connection slot is used.

Handling dates

When reading dates, you have the choice of the following two functions for "Date" and "Date and time" type fields:

- "AmGetFieldLongValue()" which returns the date as a Unix "Long" (UTC). We recommend using this function for calculations involving dates.
- "AmGetFieldStrValue()" which returns the date as a string in the same format as the Windows Control Panel. This date takes time zones into account. We recommend using this function when you need to display a date.

First example

The following example, written in C, declares a connection to the demonstration database:

```
long lCnx ;  
lCnx = AmOpenConnection(ACDemo351ENG, Admin , ) ;
```

"lCnx" is a connection handle that can be used to identify the newly created connection.

This connection can now be used to create queries and access the database. The following example, written in C, defines a query on the table of assets and browses the results set:

```
#include apiproto.h
#define SZ_MODEL_LEN 200
long lCnx ;
long lQuery ;
long lStatus ; /* to store error code */
char szModel[SZ_MODEL_LEN] ;
/* dll initialization */
AmStartup();
/* Open a connection */
lCnx = AmOpenConnection("ACDemo300Eng", "Admin" , ""); ;
if( lCnx != 0 )
{
/* Creation of a query object */
lQuery = AmQueryCreate (lCnx)
if( lQuery != 0 )
{
/* Construction of the result set : all assets from Compaq*/
lStatus = AmQueryExec(lQuery, "select AssetTag where brand = 'Compaq'")
/* Navigates through the result set */
while( !lStatus )
{
/* Read the first field (AssetTag) of the current item in the query */
lStatus = AmGetFieldStrValue(lQuery,0,szModel,SZ_MODEL_LEN-1);
if( lStatus == 0 )
{
printf(' Compaq AssetTag=%s\n',szModel);
lStatus = AmQueryNext(lQuery);
}
}
/* clean things up */
AmReleaseHandle(lQuery);
}
AmCloseConnection(lCnx);
}
AmCleanup();
```

Second example

Queries are used to locate objects in the database. When you want to update a record, a handle on a "record" object must be obtained using a query. The record can then be processed using other AssetCenter API functions.

The next example shows how to modify a field in a specific record:

```

/* Handles for objects */
long lCnx ;
long lQuery ;
long lStatus ;
long lRecord ;
AmStartup();
lCnx = AmOpenConnection("ACDemo300Eng","Admin" ,"") ;
/* Creation of a query object attached to lCnx */
lQuery = AmQueryCreate(lCnx);
/* Mark the starting point of the current transaction */
AmStartTransaction(lCnx);
/* Use a query that matches a single object */
lStatus = AmQueryGet(lQuery, "select model, AssetId where brand = 'Compaq'
and barcode='34234'") ;
/* Get a record handle to the matching object */
lRecord = AmGetRecordHandle(lQuery) ;
/* Change the field Field1 with new value spam */
lStatus = AmSetFieldStrValue(lRecord, "Field1", "Spam");
/* Update the change for the current session */
lStatus = AmUpdateRecord(lrecord);
/* Commit all modifications to the database */
lStatus = AmCommit(lCnx) ;
/* you can release here query and record objects */
/* but closing connection will do it */
/* Close the connection to the database */
AmCloseConnection(lCnx);
AmCleanup();

```

This example shows how to get a unique record handle using the query mechanism. In this sample code, the query is used to locate a single item, but it is also possible to use "AmQueryExec()" to get a set of records and then get a record handle for one or more records.

 **Note:**

For reasons of simplicity, this example does not deal with all possible error codes.



Alphabetical reference



9 | Alphabetical reference

CHAPTER

Abs()

Returns the absolute value of a number.

Internal Basic syntax

Function Abs(dValue As Double) As Double

Field of application

Version: 3.00

	Available
AssetCenter API	
Configuration script of a field or link	✓
"Script" type action	✓
Deployment workflow	✓
Wizard script	✓

	Available
FINISH.DO script of a wizard	

Input parameters

- ◆ **dValue:** Number for which you want to know the absolute value.

Output parameters

In case of error, there are two possibilities:

- In AssetCenter, the script containing the function is suspended and an error message issued to the user.
- If calling from an external program, you must call the [AmLastError\(\)](#) [page 359] function (and optionally the [AmLastErrorMsg\(\)](#) [page 360] function) to find out if an error occurred (and obtain its associated message).

Example

```
Dim iSeed as Integer
iSeed = Int((10*Rnd)-5)
RetVal = Abs(iSeed)
```

AmActionDde()

This function sends a DDE request to a DDE server application. Using this function, AssetCenter can control another application using a DDE link. This function is equivalent to a DDE type action

API syntax





```
long AmActionDde(long hApiCnxBase, char *strService, char *strTopic, char *strCommand, char *strFileName, char *strDirectory, char *strParameters, char *strTable, long IRecordId);
```

Internal Basic syntax

Function AmActionDde(strService As String, strTopic As String, strCommand As String, strFileName As String, strDirectory As String, strParameters As String, strTable As String, IRecordId As Long) As Long

Field of application

Version: 3.00

	Available
AssetCenter API	
Configuration script of a field or link	
"Script" type action	
Deployment workflow	
Wizard script	
FINISH.DO script of a wizard	

Input parameters

- **strService:** This parameter contains the name of the DDE service provided by the executable you want to call. Refer to the documentation of the executable to obtain the list of DDE services it provides.
- **strTopic:** This parameter contains the topic (i.e. the context) in which a DDE action must be executed.
- **strCommand:** This parameter contains the commands the external application must execute. You must follow the syntax defined by the external application.
- **strFileName:** If the service is not resident in memory, you must load it by specifying in this parameter the name of the executable (or the name of any file associated with an executable using the Windows File Manager) which activates the service.
- **strDirectory:** This parameter contains the path for the file defined in **strFileName**.
- **strParameters:** This parameter contains the various parameters to pass to the executable which activates the service when it is launched.
- **strTable:** Optional parameter used when the action is contextual. It indicates the SQL name of the table containing the record to which the action applies.

- **IRecordId**: Optional parameter used when the action is contextual. It indicates the identifier of the record to which the action applies.

Output parameters

- 0: Normal execution.
- Other than zero: Error code.

AmActionExec()

This function launches an ".exe", ".com", ".bat", ".pif" application. You can also refer to any type of document, as long as the document extension is associated with an executable via the Windows File Manager. This function is equivalent to an action of "Executable" type.

API syntax



```
long AmActionExec(long hApiCnxBase, char *strFileName, char *strDirectory,
char *strParameters, char *strTable, long IRecordId);
```

Internal Basic syntax

```
Function AmActionExec(strFileName As String, strDirectory As String,
strParameters As String, strTable As String, IRecordId As Long) As Long
```

Field of application

Version: 3.00

	Available
AssetCenter API	
Configuration script of a field or link	
"Script" type action	
Deployment workflow	

	Available
Wizard script	
FINISH.DO script of a wizard	

Input parameters

- **strFileName:** This parameter contains the name of the executable, or of any document (associated with an executable via the File Manager).
- **strDirectory:** This parameter contains the path for the file specified in the **strFileName** parameter.
- **strParameters:** This optional parameter contains the various parameters to be provided to the executable when it is launched.
- **strTable:** Optional parameter used when the action is contextual. It indicates the SQL name of the table containing the record to which the action applies.
- **lRecordId:** Optional parameter used when the action is contextual. It indicates the identifier of the record to which the action applies.

Output parameters

- 0: Normal execution.
- Other than zero: Error code.

Example

This example executes the Windows NT explorer (situated in the "WinNT" folder of the "C" drive):

```
RetVal=AmActionExec("explorer.exe", "c:\winnt\ ")
```

AmActionMail()

This function sends a message via one of the messaging systems managed by AssetCenter:

- Internal messaging system.
- External messaging system based on the VIM standard (Lotus Notes, etc.)

- External messaging system based on the MAPI standard (Microsoft Exchange, Microsoft Outlook, etc.)
- External messaging system based on the SMTP standard (Internet standard)

API syntax





`long AmActionMail(long hApiCnxBase, char *strTo, char *strCc, char *strCcc, char *strSubject, char *strMessage, long iPriority, long bAcknowledge, char *strRefObject, char *strTable, long lRecordId);`

Internal Basic syntax

`Function AmActionMail(strTo As String, strCc As String, strCcc As String, strSubject As String, strMessage As String, iPriority As Long, bAcknowledge As Long, strRefObject As String, strTable As String, lRecordId As Long) As Long`

Field of application

Version: 3.00

	Available
AssetCenter API	
Configuration script of a field or link	
"Script" type action	
Deployment workflow	
Wizard script	
FINISH.DO script of a wizard	

Input parameters

- **strTo**: This parameter contains the list of addresses for the message recipients in the form `messaging_system:address`. The semi-colon is used as a separator.
- **strCc**: This parameter contains the list of addresses for people who are copied in the message. The semi-colon is used as a separator.

- **strCcc:** This parameter contains the list of addresses for people who receive a blind copy of the message (they do not appear in the list of recipients). The semi-colon is used as a separator.
- **strSubject:** This parameter contains the message subject.
- **strMessage:** This parameter contains the message body.
- **iPriority:** This parameter defines the priority for sending the message:
 - 0: Low priority
 - 1: Normal priority.
 - 2: High priority.
- **bAcknowledge:** This parameter indicates whether the message sender will receive an acknowledgement:
 - 0: the sender does not receive an acknowledgement.
 - 1: the sender does receive an acknowledgement.
- **strRefObject:** This parameter is only used for messages sent via the AssetCenter internal messaging system. It contains the SQL name of the link to follow from the record corresponding to the context of execution to reach the referenced object. The CurrentUser virtual link can be used.
- **strTable:** Optional parameter used when the action is contextual. It indicates the SQL name of the table containing the record to which the action applies.
- **IRecordId:** Optional parameter used when the action is contextual. It indicates the identifier of the record to which the action applies.

Output parameters

- 0: Normal execution.
- Other than zero: Error code.

AmActionPrint()

This function prints a report on a given record in the database.

Internal Basic syntax

Function AmActionPrint(IReportId As Long, IRecordId As Long) As Long

Field of application

Version: 3.00

	Available
AssetCenter API	
Configuration script of a field or link	
"Script" type action	✓
Deployment workflow	
Wizard script	✓
FINISH.DO script of a wizard	✓

Input parameters

- **IReportId**: This parameter contains the identifier of the report to be printed.
- **IRecordId**: This parameter contains the identifier of the record concerned by the report. By default, this parameter is set to "0". The table concerned is implicitly defined by the report.

Output parameters

- 0: Normal execution.
- Other than zero: Error code.

AmActionPrintPreview()

This function triggers a print preview of a report concerning a given database record.

Internal Basic syntax

Function `AmActionPrintPreview(IReportId As Long, IRecordId As Long) As Long`

Field of application

Version: 3.60

	Available
AssetCenter API	
Configuration script of a field or link	
"Script" type action	✓
Deployment workflow	
Wizard script	✓
FINISH.DO script of a wizard	✓

Input parameters

- **IReportId**: This parameter contains the identifier of the report concerned.
- **IRecordId**: This parameter contains the identifier of the record concerned by the report. By default, this parameter is "0".

Output parameters

- 0: Normal execution.
- Other than zero: Error code.

AmActionPrintTo()

This function prints a report on a given database record and on a given printer.

Internal Basic syntax

Function **AmActionPrintTo(strPrinterName As String, IReportId As Long, IRecordId As Long) As Long**

Field of application

Version: 3.5

	Available
AssetCenter API	
Configuration script of a field or link	
"Script" type action	✓
Deployment workflow	
Wizard script	✓
FINISH.DO script of a wizard	✓

Input parameters

- **strPrinterName:** This parameter contains the name of the printer to use.
- **lReportId:** This parameter contains the identifier of the report to print.
- **lRecordId:** This parameter contains the identifier of the record concerned by the report. By default, this parameter is set to "0".

Output parameters

- 0: Normal execution.
- Other than zero: Error code.

AmAddAllPOLinesToInv()

This function adds a purchase order in full to an existing supplier invoice.

API syntax




```
long AmAddAllPOLinesToInv(long hApiCnxBase, long lPOrId, long lInvId);
```

Internal Basic syntax

Function AmAddAllPOLinesToInv(IPOrdId As Long, IInvId As Long) As Long

Field of application

Version: 3.00

	Available
AssetCenter API	
Configuration script of a field or link	
"Script" type action	
Deployment workflow	
Wizard script	
FINISH.DO script of a wizard	

Input parameters

- **IPOrdId**: This parameter contains the identifier of the order to be added to the supplier invoice.
- **IInvId**: This parameter contains the identifier of the supplier invoice to which the purchase order is added.

Output parameters

- 0: Normal execution.
- Other than zero: Error code.

AmAddCatRefAndCompositionToPOrder()

This function enables you to add the full contents of a catalog reference to a given purchase order.

API syntax




```
long AmAddCatRefAndCompositionToPOOrder(long hApiCnxBase, long
IPOrderId, long ICatRefId, double dCatRefQty, long IRequestId, double
dUnitPrice, char *strCur);
```

Internal Basic syntax

```
Function AmAddCatRefAndCompositionToPOOrder(IPOrderId As Long, ICatRefId
As Long, dCatRefQty As Double, IRequestId As Long, dUnitPrice As Double,
strCur As String) As Long
```

Field of application

Version: 4.00

	Available
AssetCenter API	
Configuration script of a field or link	
"Script" type action	
Deployment workflow	
Wizard script	
FINISH.DO script of a wizard	

Input parameters

- **IPOrderId**: This parameter contains the identifier of the purchase order to complete.
- **ICatRefId**: This parameter contains the identifier of the catalog reference.
- **dCatRefQty**: This parameter contains the quantity (in the unit associated with the product) to add.
- **IRequestId**: This parameter contains the identifier of the request that this purchase order will satisfy.
- **dUnitPrice**: This parameter contains the unit price of the product of the catalog reference.
- **strCur**: This parameter contains the code of the currency in which the unit price is expressed

Output parameters

- 0: Normal execution.
- Other than zero: Error code.

Notes



Note:

In particular, this function can enable you to use the composition of the products of a catalog reference to fill out a purchase order.

AmAddCatRefToPOrder()

This function enables you to add a catalog reference to an existing purchase order.

API syntax

```
long AmAddCatRefToPOrder(long hApiCnxBase, long IRequestLineId, long ICatRefId, long IOrderId, double dQty, long bCanMerge);
```

Internal Basic syntax

```
Function AmAddCatRefToPOrder(IRequestLineId As Long, ICatRefId As Long, IOrderId As Long, dQty As Double, bCanMerge As Long) As Long
```

Field of application

Version: 4.00

	Available
AssetCenter API	

	Available
Configuration script of a field or link	
"Script" type action	✓
Deployment workflow	
Wizard script	
FINISH.DO script of a wizard	✓

Input parameters

- **IRequestLineId:** This parameter contains the identifier of the request line associated with the purchase order.
- **ICatRefId:** This parameter contains the identifier of the catalog reference to be added.
- **IOrderId:** This parameter contains the identifier of the purchase order concerned by the operation.
- **dQty:** This parameter contains the quantity (in the unit associated with the product) to add.
- **bCanMerge:** This parameter enables you to specify whether the added line can be merged with an existing line in the purchase line.

Output parameters

In case of error, there are two possibilities:

- In AssetCenter, the script containing the function is suspended and an error message issued to the user.
- If calling from an external program, you must call the [AmLastError\(\)](#) [page 359] function (and optionally the [AmLastErrorMsg\(\)](#) [page 360] function) to find out if an error occurred (and obtain its associated message).

AmAddEstimLinesToPO()

This function adds all estimate lines of an estimates to an existing order.

API syntax




```
long AmAddEstimLinesToPO(long hApiCnxBase, long IEstimId, long IPOrdId,
long bMergeLines);
```

Internal Basic syntax

```
Function AmAddEstimLinesToPO(IEstimId As Long, IPOrdId As Long,
bMergeLines As Long) As Long
```

Field of application

Version: 3.00

	Available
AssetCenter API	
Configuration script of a field or link	
"Script" type action	
Deployment workflow	
Wizard script	
FINISH.DO script of a wizard	

Input parameters

- **IEstimId**: This parameter contains the identifier of the estimate to be added to the purchase order.
- **IPOrdId**: This parameter contains the identifier of the purchase order to which the all the estimate lines of the estimate are added.
- **bMergeLines**: This parameter enables you to specify if identical request lines are to be combined (**bMergeLines**=1) to give one single line. The quantities given for the lines to be combined are added together and a single line is created.

Output parameters

- 0: Normal execution.

- Other than zero: Error code.

AmAddEstimLineToPO()

This function adds an estimate line to an existing purchase order.

API syntax




```
long AmAddEstimLineToPO(long hApiCnxBase, long lEstimLineId, long
IPOrdId, long bMergeLines);
```

Internal Basic syntax

```
Function AmAddEstimLineToPO(lEstimLineId As Long, IPOrdId As Long,
bMergeLines As Long) As Long
```

Field of application

Version: 3.00

	Available
AssetCenter API	
Configuration script of a field or link	
"Script" type action	
Deployment workflow	
Wizard script	
FINISH.DO script of a wizard	

Input parameters

- **lEstimLineId:** This parameter contains the identifier of the estimate line to be added to the purchase order.
- **IPOrdId:** This parameter contains the identifier of the purchase order to which the estimate line is added.

- **bMergeLines**: This parameter enables you to specify if identical request lines are to be combined (**bMergeLines=1**) to give one single line. The quantities given for the lines to be combined are added together and a single line is created.

Output parameters

- 0: Normal execution.
- Other than zero: Error code.

AmAddLicContentToRequest()

This function adds to a purchase request all software installations covered by a license.

API syntax



```
long AmAddLicContentToRequest(long hApiCnxBase, long IRequestId, long ILicModelId, long IParent, long bExternalParent);
```


Internal Basic syntax

```
Function AmAddLicContentToRequest(IRequestId As Long, ILicModelId As Long, IParent As Long, bExternalParent As Long) As Long
```

Field of application

Version: ?

	Available
AssetCenter API	
Configuration script of a field or link	
"Script" type action	
Deployment workflow	

	Available
Wizard script	
FINISH.DO script of a wizard	

Input parameters

- **IRequestId:** This parameter contains the identifier of the purchase request concerned by the operation.
- **ILicModelId:** This parameter contains the identifier of the license model.
- **IParent:** This parameter contains the identifier of the portfolio item or request line that will be the parent of the request lines created.
- **bExternalParent:** If this parameter is set to "1", the parent of the lines created is an existing portfolio item in the request line.

Output parameters

- 0: Normal execution.
- Other than zero: Error code.

Notes

 Note:

This function is only included for reasons of compatibility. We recommend against using it.

AmAddPOLineToInv()

This function adds a given quantity of item(s) on an order line to a supplier invoice.

API syntax




```
long AmAddPOLineToInv(long hApiCnxBase, long IPOrdLineId, long lInvlId,
double dQty);
```

Internal Basic syntax

```
Function AmAddPOLineToInv(IPOrdLineId As Long, lInvlId As Long, dQty As
Double) As Long
```

Field of application

Version: 3.00

	Available
AssetCenter API	
Configuration script of a field or link	
"Script" type action	
Deployment workflow	
Wizard script	
FINISH.DO script of a wizard	

Input parameters

- **IPOrdLineId**: This parameter contains the identifier of the order line to be added to the supplier invoice.
- **lInvlId**: This parameter contains the identifier of the supplier invoice to which the items of the order line are added.
- **dQty**: This parameter contains the quantity of items on the order line to be added to the supplier invoice.

Output parameters

In case of error, there are two possibilities:

- In AssetCenter, the script containing the function is suspended and an error message issued to the user.

- If calling from an external program, you must call the `AmLastError()` [page 359] function (and optionally the `AmLastErrorMsg()` [page 360] function) to find out if an error occurred (and obtain its associated message).

AmAddPOrderLineToReceipt()

This function enables you to add an order line to a receipt. In this way you can receive an order line within the existing receipt.

API syntax

```
long AmAddPOrderLineToReceipt(long hApiCnxBase, long IPOOrderLineId,
long IRecptId, double dQty, long bCanMerge);
```

Internal Basic syntax

```
Function AmAddPOrderLineToReceipt(IPOOrderLineId As Long, IRecptId As
Long, dQty As Double, bCanMerge As Long) As Long
```

Field of application

Version: 4.00

	Available
AssetCenter API	✓
Configuration script of a field or link	
"Script" type action	✓
Deployment workflow	
Wizard script	
FINISH.DO script of a wizard	✓

Input parameters

- **IPOOrderLineId:** This parameter contains the identifier of the order line.

- **IRecptId:** This parameter contains the identifier of the impacted receipt.
- **dQty:** This parameter contains the quantity to receive. In this way, you can limit the quantity received in relation to the la quantity ordered (in the unit of the product).
- **bCanMerge:** This parameter enables you to specify whether the line can be merged with an existing line in the receipt.

Output parameters

In case of error, there are two possibilities:

- In AssetCenter, the script containing the function is suspended and an error message issued to the user.
- If calling from an external program, you must call the [AmLastError\(\)](#) [page 359] function (and optionally the [AmLastErrorMsg\(\)](#) [page 360] function) to find out if an error occurred (and obtain its associated message).

AmAddReceiptLineToInvoice()

This function enables you to add a receipt line to an invoice. By doing so, you can invoice a receipt line within an existing invoice.

API syntax

```
long AmAddReceiptLineToInvoice(long hApiCnxBase, long IRecptLineId, long IInvoiceId, double dQty, long bCanMerge);
```

Internal Basic syntax

```
Function AmAddReceiptLineToInvoice(IRecptLineId As Long, IInvoiceId As Long, dQty As Double, bCanMerge As Long) As Long
```

Field of application

Version: 4.00

	Available
AssetCenter API	✓
Configuration script of a field or link	
"Script" type action	✓
Deployment workflow	
Wizard script	
FINISH.DO script of a wizard	✓

Input parameters

- **lReceiptLineId:** This parameter contains the identifier of the receipt line.
- **lInvoiceId:** This parameter contains the identifier of the impacted invoice.
- **dQty:** This parameter contains the quantity to invoice. In this way, you can limit the quantity invoiced in relation to the la quantity received (in the unit of the product).
- **bCanMerge:** This parameter enables you to specify whether the line can be merged with an existing line in the invoice.

Output parameters

In case of error, there are two possibilities:

- In AssetCenter, the script containing the function is suspended and an error message issued to the user.
- If calling from an external program, you must call the [AmLastError\(\)](#) [page 359] function (and optionally the [AmLastErrorMsg\(\)](#) [page 360] function) to find out if an error occurred (and obtain its associated message).

AmAddReqLinesToEstim()

This function adds all request lines of a request to an existing estimate.

API syntax




```
long AmAddReqLinesToEstim(long hApiCnxBase, long lReqId, long lEstimId,
long bMergeLines);
```

Internal Basic syntax

Function `AmAddReqLinesToEstim(IReqId As Long, IEstimId As Long, bMergeLines As Long) As Long`

Field of application

Version: 3.00

	Available
AssetCenter API	
Configuration script of a field or link	
"Script" type action	
Deployment workflow	
Wizard script	
FINISH.DO script of a wizard	

Input parameters

- **IReqId**: This parameter contains the identifier of the request to be added to the estimate.
- **IEstimId**: This parameter contains the identifier of the estimate to which all the request lines of the request are added.
- **bMergeLines**: This parameter enables you to specify if identical request lines are to be combined (**bMergeLines**=1) to given one single line. The quantities given for the lines to be combined are added together and a single line is created.

Output parameters

- 0: Normal execution.
- Other than zero: Error code.

AmAddReqLinesToPO()

This function adds all the request lines of a request to an existing purchase order. The supplier specified in the request must be identical to that in the purchase order concerned.

API syntax




```
long AmAddReqLinesToPO(long hApiCnxBase, long IReqId, long IPOrdId,
long bMergeLines);
```

Internal Basic syntax

```
Function AmAddReqLinesToPO(IReqId As Long, IPOrdId As Long, bMergeLines
As Long) As Long
```

Field of application

Version: 3.00

	Available
AssetCenter API	
Configuration script of a field or link	
"Script" type action	
Deployment workflow	
Wizard script	
FINISH.DO script of a wizard	

Input parameters

- **IReqId:** This parameter contains the identifier of the request to be added to the purchase order.
- **IPOrdId:** This parameter contains the identifier of the purchase order to which the request lines are to be added.

- **bMergeLines**: This parameter enables you to specify if identical request lines are to be combined (**bMergeLines=1**) to give one single line. The quantities given for the lines to be combined are added together and a single line is created.

Output parameters

- 0: Normal execution.
- Other than zero: Error code.

AmAddReqLineToEstim()

This function adds a request line to an existing estimate.

API syntax



```
long AmAddReqLineToEstim(long hApiCnxBase, long lReqLineId, long lEstimId,
long bMergeLines);
```

Internal Basic syntax

Function AmAddReqLineToEstim(lReqLineId As Long, lEstimId As Long, bMergeLines As Long) As Long

Field of application

Version: 3.00

	Available
AssetCenter API	
Configuration script of a field or link	
"Script" type action	
Deployment workflow	
Wizard script	

	Available
FINISH.DO script of a wizard	

Input parameters

- **IReqLineId**: This parameter contains the identifier of the request line to be added to the estimate.
- **IEstimId**: This parameter contains the identifier of the estimate to which the request line is added.
- **bMergeLines**: This parameter enables you to specify if identical request lines are to be combined (**bMergeLines=1**) to given one single line. The quantities given for the lines to be combined are added together and a single line is created.

Output parameters

- 0: Normal execution.
- Other than zero: Error code.

AmAddReqLineToPO()

This function adds a request line to an existing purchase order.

API syntax




```
long AmAddReqLineToPO(long hApiCnxBase, long IReqLineId, long IPOrdId,  
long bMergeLines);
```

Internal Basic syntax

```
Function AmAddReqLineToPO(IReqLineId As Long, IPOrdId As Long,  
bMergeLines As Long) As Long
```

Field of application

Version: 3.00

	Available
AssetCenter API	
Configuration script of a field or link	
"Script" type action	
Deployment workflow	
Wizard script	
FINISH.DO script of a wizard	

Input parameters

- **IReqLineId**: This parameter contains the identifier of the request line to be added to the purchase order.
- **IPOrdId**: This parameter contains the identifier of the purchase order to which the request line is to be added.
- **bMergeLines**: This parameter enables you to specify if identical request lines are to be combined (**bMergeLines=1**) to given one single line. The quantities given for the lines to be combined are added together and a single line is created.

Output parameters

- 0: Normal execution.
- Other than zero: Error code.

AmAddRequestLineToPOrder()

This function enables you to add a request line to a purchase order.

API syntax

```
long AmAddRequestLineToPOOrder(long hApiCnxBase, long IRequestLineId,
long IPOrderId, double dQty, long bCanMerge);
```

Internal Basic syntax

```
Function AmAddRequestLineToPOOrder(IRequestLineId As Long, IPOrderId As
Long, dQty As Double, bCanMerge As Long) As Long
```

Field of application

Version: 4.00

	Available
AssetCenter API	✓
Configuration script of a field or link	
"Script" type action	✓
Deployment workflow	
Wizard script	
FINISH.DO script of a wizard	✓

Input parameters

- **IRequestLineId**: This parameter contains the identifier of the request line.
- **IPOrderId**: This parameter contains the identifier of the impacted purchase order.
- **dQty**: This parameter contains the quantity to order. In this way, you can limit the quantity order in relation to the la quantity requested (in the unit of the product).
- **bCanMerge**: This parameter enables you to specify whether the line can be merged with an existing line in the purchase order.

Output parameters

In case of error, there are two possibilities:

- In AssetCenter, the script containing the function is suspended and an error message issued to the user.
- If calling from an external program, you must call the [AmLastError\(\)](#) [page 359] function (and optionally the [AmLastErrorMsg\(\)](#) [page 360] function) to find out if an error occurred (and obtain its associated message).

AmAddTemplateToPOrder()

This function enables you to add the full contents of a standard purchase order to a given purchase order.

API syntax



```
long AmAddTemplateToPOrder(long hApiCnxBase, long IRequestId, long
IOrderId, long ITemplateId, long IQty, long bCanMerge);
```

Internal Basic syntax

```
Function AmAddTemplateToPOrder(IRequestId As Long, IOrderId As Long,
ITemplateId As Long, IQty As Long, bCanMerge As Long) As Long
```

Field of application

Version: 4.00

	Available
AssetCenter API	
Configuration script of a field or link	
"Script" type action	
Deployment workflow	
Wizard script	



Input parameters

- **IRequestId:** This parameter contains the identifier of the request line to satisfy for the order lines that will be added.
- **IOrderId:** This parameter contains the identifier of the impacted purchase order.
- **ITemplateId:** This parameter contains the identifier of the standard purchase order to add.
- **IQty:** This parameter contains the quantity (in the unit of the product) to add.
- **bCanMerge:** This parameter enables you to specify whether the line can be merged with an existing line in the purchase order.

Output parameters

- 0: Normal execution.
- Other than zero: Error code.

AmAddTemplateToRequest()

This function enables you to add the full contents of a standard request to a given request.

API syntax




```
long AmAddTemplateToRequest(long hApiCnxBase, long IReqId, long ITemplateId, long IQty, long bCanMerge);
```

Internal Basic syntax

```
Function AmAddTemplateToRequest(IReqId As Long, ITemplateId As Long, IQty As Long, bCanMerge As Long) As Long
```

Field of application

Version: 4.00

	Available
AssetCenter API	
Configuration script of a field or link	
"Script" type action	
Deployment workflow	
Wizard script	
FINISH.DO script of a wizard	

Input parameters

- **IReqId**: This parameter contains the identifier of the affected request line.
- **ITemplatId**: This parameter contains the identifier of the standard request to add.
- **IQty**: This parameter contains the quantity (in the unit of the product) to add.
- **bCanMerge**: This parameter enables you to specify whether the line can be merged with an existing line in the request.

Output parameters

- 0: Normal execution.
- Other than zero: Error code.

AmArchiveRecord()

This function archives a records in the database. The record is deleted from its original table and moved to the corresponding archival table.

API syntax




```
long AmArchiveRecord(long hApiRecord);
```

Internal Basic syntax

Function AmArchiveRecord(hApiRecord As Long) As Long

Field of application

Version: 4.3.0

	Available
AssetCenter API	
Configuration script of a field or link	
"Script" type action	
Deployment workflow	
Wizard script	
FINISH.DO script of a wizard	

Input parameters

- ◆ **hApiRecord:** This parameter contains the handle of the record concerned by the operation.

Output parameters

- 0: Normal execution.
- Other than zero: Error code.

Notes

 Note:

The processing of linked records depends on the type of the link. For OWN type links, linked records are processed identically. In the case of a DEFINE or NORMAL link, foreign keys of linked records are reset to 0 and the archival fields are populated with the identifier and description string of the archived record.

 Important:

This function is available for a record from a standard table.

AmAttribCmdAvailability()





This function enables you to determine the availability of the Assign or Unassign button for a helpdesk ticket.

Internal Basic syntax

Function AmAttribCmdAvailability(**bAttrib** As Long, **IGroupID** As Long, **lInChargeID** As Long, **blnChargelsReadOnly** As Long) As Long

Field of application

Version: 4.3.0

	Available
AssetCenter API	
Configuration script of a field or link	
"Script" type action	
Deployment workflow	
Wizard script	
FINISH.DO script of a wizard	

Input parameters

- **bAttrib**: To test for the availability of the Assign button, set this parameter to "1". To test for the availability of the Unassign button, set this parameter to "0".
- **IGroupID**: This parameter contains the identifier of the helpdesk group associated with the helpdesk group concerned.
- **lInChargeID**: This parameter contains the identifier of the ticket assignee.

- **blnChargelsReadOnly:** This parameter is set to "1" if the assignee can only consult the ticket, "0" if they have modification rights.

Output parameters

In case of error, there are two possibilities:

- In AssetCenter, the script containing the function is suspended and an error message issued to the user.
- If calling from an external program, you must call the [AmLastError\(\)](#) [page 359] function (and optionally the [AmLastErrorMsg\(\)](#) [page 360] function) to find out if an error occurred (and obtain its associated message).

AmBackupRecord()

This function makes a backup copy of a record. The record is copied to the corresponding archival table without being deleted from its original table.

API syntax



```
long AmBackupRecord(long hApiRecord);
```

Internal Basic syntax

```
Function AmBackupRecord(hApiRecord As Long) As Long
```

Field of application

Version: 4.3.0

	Available
AssetCenter API	
Configuration script of a field or link	
"Script" type action	
Deployment workflow	

	Available
Wizard script	
FINISH.DO script of a wizard	

Input parameters

- ◆ **hApiRecord:** This parameter contains the handle of the record concerned by the operation.

Output parameters

- 0: Normal execution.
- Other than zero: Error code.

Notes

 **Note:**

The processing of linked records depends on the type of the link. For OWN type links, linked records are processed identically. In the case of a DEFINE or NORMAL link, foreign keys of linked records are reset to 0 and the archival fields are populated with the identifier and description string of the archived record.

 **Important:**

This function is available for a record from a standard table.

AmBuildNumber()



This function returns the application's build number.

Internal Basic syntax

Function AmBuildNumber() As Long

Field of application

Version: 4.3.0

	Available
AssetCenter API	
Configuration script of a field or link	
"Script" type action	
Deployment workflow	
Wizard script	
FINISH.DO script of a wizard	

Output parameters

In case of error, there are two possibilities:

- In AssetCenter, the script containing the function is suspended and an error message issued to the user.
- If calling from an external program, you must call the [AmLastError\(\)](#) [page 359] function (and optionally the [AmLastErrorMsg\(\)](#) [page 360] function) to find out if an error occurred (and obtain its associated message).

AmBusinessSecondsInDay()

Calculates the number of business seconds in a day according to a calendar.

API syntax






```
long AmBusinessSecondsInDay(long hApiCnxBase, char *strCalendarSqlName,
long tmDate);
```

Internal Basic syntax

```
Function AmBusinessSecondsInDay(strCalendarSqlName As String, tmDate
As Date) As Date
```


Field of application

Version: 3.00

	Available
AssetCenter API	
Configuration script of a field or link	
"Script" type action	
Deployment workflow	
Wizard script	
FINISH.DO script of a wizard	

Input parameters

- **strCalendarSqlName**: SQL name of the calendar used for the calculation.
- **tmDate**: Date for which the calculation is performed.

Output parameters

In case of error, there are two possibilities:

- In AssetCenter, the script containing the function is suspended and an error message issued to the user.
- If calling from an external program, you must call the [AmLastError\(\)](#) [page 359] function (and optionally the [AmLastErrorMsg\(\)](#) [page 360] function) to find out if an error occurred (and obtain its associated message).

AmCalcConsolidatedFeature()

Calculates the value of consolidated feature on a table identified by its SQL name.

API syntax




```
long AmCalcConsolidatedFeature(long hApiCnxBase, long lCalcFeatId, char
*strSQLTableName);
```

Internal Basic syntax

Function AmCalcConsolidatedFeature(ICalcFeatId As Long, strSQLTableName As String) As Long

Field of application

Version: 3.00

	Available
AssetCenter API	
Configuration script of a field or link	
"Script" type action	
Deployment workflow	
Wizard script	
FINISH.DO script of a wizard	

Input parameters

- **ICalcFeatId**: Identifier of the consolidated feature.
- **strSQLTableName**: SQL name of the table for which the consolidated feature is calculated. The feature must be defined for this table.

Output parameters

- 0: Normal execution.
- Other than zero: Error code.

AmCalcDepr()

This function enables you calculate the depreciation amount for an asset on a given date. It returns the depreciation value on this date.

API syntax

```
double AmCalcDepr(long hApiCnxBase, long iType, long IDuration, double
dCoeff, double dPrice, long tmStart, long tmDate);
```

Internal Basic syntax

```
Function AmCalcDepr(iType As Long, IDuration As Long, dCoeff As Double,
dPrice As Double, tmStart As Date, tmDate As Date) As Double
```

Field of application

Version: 3.00

	Available
AssetCenter API	✓
Configuration script of a field or link	✓
"Script" type action	✓
Deployment workflow	
Wizard script	✓
FINISH.DO script of a wizard	✓

Input parameters

- **iType:** This parameter identifies the nature of the depreciation. The following values are possible:
 - 0: No depreciation
 - 1: Straight line
 - 2: Declining balance
- **IDuration:** This parameter contains the period over which the asset is depreciated. This period is expressed in seconds.
- **dCoeff:** This parameter contains the coefficient applied in the declining balance method. It is not interpreted in the case of the straight line depreciation method but must have a value.
- **dPrice:** This parameter contains the initial value of the asset concerned by the depreciation calculation.
- **tmStart:** This parameter contains the date from which the asset is depreciated.

- **tmDate:** This parameter contains the date on which the depreciation and residual value of the asset are calculated.

Output parameters

In case of error, there are two possibilities:

- In AssetCenter, the script containing the function is suspended and an error message issued to the user.
- If calling from an external program, you must call the [AmLastError\(\)](#) [page 359] function (and optionally the [AmLastErrorMsg\(\)](#) [page 360] function) to find out if an error occurred (and obtain its associated message).

AmCalculateCatRefQty()

This function enables you to calculate the quantity of a catalog reference to be ordered to fulfil a purchase request.

API syntax

```
double AmCalculateCatRefQty(long hApiCnxBase, long ISetQty, long IUseUnitId, long IPurchUnitId, char *strModelDesc, char *strCatRefDesc, char *strPurchUnit, char *strUseUnit, double dPkgQty, double dUnitConv, double dReqLineQty);
```

Internal Basic syntax

```
Function AmCalculateCatRefQty(ISetQty As Long, IUseUnitId As Long, IPurchUnitId As Long, strModelDesc As String, strCatRefDesc As String, strPurchUnit As String, strUseUnit As String, dPkgQty As Double, dUnitConv As Double, dReqLineQty As Double) As Double
```

Field of application

Version: ?

	Available
AssetCenter API	✓
Configuration script of a field or link	✓
"Script" type action	✓
Deployment workflow	
Wizard script	✓
FINISH.DO script of a wizard	✓

Input parameters

- **ISetQty:** This parameter contains the corresponding quantity of each item in the product (for example 1, in the case of a product containing 6 one-liter bottles of water).
- **IUseUnitId:** This parameter contains the identifier of the unit used for the model.
- **IPurchUnitId:** This parameter contains the identifier of the unit used for the product.
- **strModelDesc:** This parameter contains the description of the model.
- **strCatRefDesc:** This parameter contains the description of the catalog reference.
- **strPurchUnit:** This parameter contains the description of the unit used for the product.
- **strUseUnit:** This parameter contains the description of the unit used for the model.
- **dPkgQty:** This parameter contains the corresponding quantity of each item in the product (for example 1, in the case of a product containing 6 one-liter bottles of water).
- **dUnitConv:** This parameter contains the conversion ratio for units for the product.
- **dReqLineQty:** This parameter contains the quantity of the model stipulated in the purchase request.

Output parameters

In case of error, there are two possibilities:

- In AssetCenter, the script containing the function is suspended and an error message issued to the user.

- If calling from an external program, you must call the `AmLastError()` [page 359] function (and optionally the `AmLastErrorMsg()` [page 360] function) to find out if an error occurred (and obtain its associated message).

AmCalculateReqLineQty()

This function enables you to calculate the quantity of model required to create a purchase request.

API syntax

```
double AmCalculateReqLineQty(long hApiCnxBase, long ISetQty, long IUseUnitId, long IPurchUnitId, char *strModelDesc, char *strCatRefDesc, char *strPurchUnit, char *strUseUnit, double dPkgQty, double dUnitConv, double dCatRefQty);
```

Internal Basic syntax

```
Function AmCalculateReqLineQty(ISetQty As Long, IUseUnitId As Long, IPurchUnitId As Long, strModelDesc As String, strCatRefDesc As String, strPurchUnit As String, strUseUnit As String, dPkgQty As Double, dUnitConv As Double, dCatRefQty As Double) As Double
```

Field of application

Version: ?

	Available
AssetCenter API	✓
Configuration script of a field or link	✓
"Script" type action	✓
Deployment workflow	
Wizard script	✓

	Available
FINISH.DO script of a wizard	

Input parameters

- **ISetQty:** This parameter contains the corresponding quantity of each item in the product (for example 1, in the case of a product containing 6 one-liter bottles of water).
- **IUseUnitId:** This parameter contains the identifier of the unit used for the model.
- **IPurchUnitId:** This parameter contains the identifier of the unit used for the product.
- **strModelDesc:** This parameter contains the description of the model.
- **strCatRefDesc:** This parameter contains the description of the catalog reference.
- **strPurchUnit:** This parameter contains the description of the unit used for the product.
- **strUseUnit:** This parameter contains the description of the unit used for the model.
- **dPkgQty:** This parameter contains the corresponding quantity of each item in the product (for example 1, in the case of a product containing 6 one-liter bottles of water).
- **dUnitConv:** This parameter contains the conversion ratio for units for the product.
- **dCatRefQty:** This parameter contains the quantity of the model stipulated in the ordered catalog reference.

Output parameters

In case of error, there are two possibilities:

- In AssetCenter, the script containing the function is suspended and an error message issued to the user.
- If calling from an external program, you must call the [AmLastError\(\)](#) [page 359] function (and optionally the [AmLastErrorMsg\(\)](#) [page 360] function) to find out if an error occurred (and obtain its associated message).

AmCbkReplayEvent()

This function enables you to replay the chargeback rule at the origin of an event, after correcting the record at the origin of the event.

API syntax

```
long AmCbkReplayEvent(long hApiCnxBase, long ICbkEventId);
```

Internal Basic syntax

```
Function AmCbkReplayEvent(ICbkEventId As Long) As Long
```

Field of application

Version: 4.00

	Available
AssetCenter API	✓
Configuration script of a field or link	
"Script" type action	✓
Deployment workflow	
Wizard script	
FINISH.DO script of a wizard	✓

Input parameters

- ◆ **ICbkEventId**: This parameter contains the identifier of the chargeback event concerned.

Output parameters

- 0: Normal execution.
- Other than zero: Error code.

AmCheckTraceDone()

The AmCheckTraceDone API determines if a port (IPortId) or bundle (IBundleId) is connected to an existing trace. The trace direction (iTraceDir) identifies if the trace should be checked in the direction of user-to-host (iTraceDir = 1) or host-to-user (iTraceDir = 0).

API syntax






```
long AmCheckTraceDone(long hApiCnxBase, long IPortId, long IBundleId,
long iTraceDir);
```

Internal Basic syntax

```
Function AmCheckTraceDone(IPortId As Long, IBundleId As Long, iTraceDir
As Long) As Long
```

Field of application

Version: 4.00

	Available
AssetCenter API	
Configuration script of a field or link	
"Script" type action	
Deployment workflow	
Wizard script	
FINISH.DO script of a wizard	

Input parameters

- **IPortId**: This parameter is the port ID to check.
- **IBundleId**: This parameter is the bundle ID to check.
- **iTraceDir**: This parameter defines the direction to check.
 - 1: Check in the host direction

- 0: Check in the host direction

Output parameters

In case of error, there are two possibilities:

- In AssetCenter, the script containing the function is suspended and an error message issued to the user.
- If calling from an external program, you must call the [AmLastError\(\)](#) [page 359] function (and optionally the [AmLastErrorMsg\(\)](#) [page 360] function) to find out if an error occurred (and obtain its associated message).

AmCleanup()


This function must be called at the end of scripts using the database modification functions. It frees all used resources.

API syntax

```
void AmCleanup();
```

Field of application

Version: 2.52

	Available
AssetCenter API	
Configuration script of a field or link	
"Script" type action	
Deployment workflow	
Wizard script	

Available

FINISH.DO script of a wizard

AmClearLastError()

This function clears the information concerning the last error message occurred during the last function call.

API syntax






```
long AmClearLastError(long hApiCnxBase);
```

Internal Basic syntax

Function AmClearLastError() As Long

Field of application

Version: 2.52

	Available
AssetCenter API	
Configuration script of a field or link	
"Script" type action	
Deployment workflow	
Wizard script	
FINISH.DO script of a wizard	

Output parameters

- 0: Normal execution.
- Other than zero: Error code.

AmCloseAllChildren()

This function destroys all the objects created during the current connection.

API syntax

```
long AmCloseAllChildren(long hApiCnxBase);
```

Internal Basic syntax

Function AmCloseAllChildren() As Long

Field of application

Version: 3.00

	Available
AssetCenter API	✓
Configuration script of a field or link	✓
"Script" type action	✓
Deployment workflow	
Wizard script	✓
FINISH.DO script of a wizard	✓

Output parameters

- 0: Normal execution.
- Other than zero: Error code.

AmCloseConnection()


Ends the AssetCenter session for a given connection. All objects (queries, records, tables, fields, etc.) created within this connection are automatically destroyed. Their handles become invalid. The connection handle no longer exists.

API syntax

```
long AmCloseConnection(long hApiCnxBase);
```

Field of application

Version: 2.52

	Available
AssetCenter API	
Configuration script of a field or link	
"Script" type action	
Deployment workflow	
Wizard script	
FINISH.DO script of a wizard	

Output parameters

- 0: Normal execution.
- Other than zero: Error code.

AmCommit()

This function commits all the modifications made to the database associated with the connection.

API syntax




```
long AmCommit(long hApiCnxBase);
```

Internal Basic syntax

```
Function AmCommit() As Long
```

Field of application

Version: 2.52

	Available
AssetCenter API	
Configuration script of a field or link	
"Script" type action	
Deployment workflow	
Wizard script	
FINISH.DO script of a wizard	

Output parameters

- 0: Normal execution.
- Other than zero: Error code.

AmComputeAllLicAndInstallCounts()

This function performs the count of software licenses and installations for all records.

API syntax




```
long AmComputeAllLicAndInstallCounts(long hApiCnxBase);
```

Internal Basic syntax

Function AmComputeAllLicAndInstallCounts() As Long

Field of application

Version: 3.00

	Available
AssetCenter API	
Configuration script of a field or link	
"Script" type action	
Deployment workflow	
Wizard script	
FINISH.DO script of a wizard	

Output parameters

- 0: Normal execution.
- Other than zero: Error code.

AmComputeLicAndInstallCounts()

This function performs the count of software licenses and installations for a record.

API syntax

```
long AmComputeLicAndInstallCounts(long hApiCnxBase, long ISLCountId);
```

Internal Basic syntax

Function AmComputeLicAndInstallCounts(ISLCountId As Long) As Long

Field of application

Version: 3.00

	Available
AssetCenter API	✓
Configuration script of a field or link	
"Script" type action	✓
Deployment workflow	
Wizard script	
FINISH.DO script of a wizard	✓

Input parameters

- ◆ **ISLCountId**: This parameter contains the identifier of the software license counter.

Output parameters

- 0: Normal execution.
- Other than zero: Error code.

AmConnectionName()

This function returns the current database connection name.

API syntax






```
long AmConnectionName(long hApiCnxBase, char *return, long lreturn);
```

Internal Basic syntax

```
Function AmConnectionName() As String
```


Field of application

Version: 4.3.0

	Available
AssetCenter API	
Configuration script of a field or link	
"Script" type action	
Deployment workflow	
Wizard script	
FINISH.DO script of a wizard	

Output parameters

In case of error, there are two possibilities:

- In AssetCenter, the script containing the function is suspended and an error message issued to the user.
- If calling from an external program, you must call the [AmLastError\(\)](#) [page 359] function (and optionally the [AmLastErrorMsg\(\)](#) [page 360] function) to find out if an error occurred (and obtain its associated message).

Example

```
RetVal=amConnectionName()
```

AmConnectTrace()

The AmConnectTrace API is for connecting a source device/cable to a destination device/cable and creating a trace history and a trace operation.

API syntax

```
long AmConnectTrace(long hApiCnxBase, long iSrcLinkType, long  
ISrcPortBunId, long ISrcLabelRuleId, long iDestLinkType, long IDestPortBunId,
```




```
long IDestLabelRuleId, long iTraceDir, long IDutyId, char *strComment, long ICabTraceOutId);
```

Internal Basic syntax

```
Function AmConnectTrace(iSrcLinkType As Long, ISrcPortBunId As Long, ISrcLabelRuleId As Long, iDestLinkType As Long, IDestPortBunId As Long, IDestLabelRuleId As Long, iTraceDir As Long, IDutyId As Long, strComment As String, ICabTraceOutId As Long) As Long
```

Field of application

Version: 4.00

	Available
AssetCenter API	
Configuration script of a field or link	
"Script" type action	
Deployment workflow	
Wizard script	
FINISH.DO script of a wizard	

Input parameters

- **iSrcLinkType:** This parameter determines the trace type for the source device/cable.
 - 8: Cable
 - 9: Device
- **ISrcPortBunId:** This parameter is the port or bundle to be connected on the source side.
- **ISrcLabelRuleId:** This parameter is the label rule used for the source link.
- **iDestLinkType:** This parameter determines the trace type for the destination device/cable.
 - 8: Cable
 - 9 Device

- **IDestPortBundId:** This parameter is the port or bundle to be connected on the destination side.
- **IDestLabelRuleId:** This parameter is the label rule used for the destination link.
- **iTraceDir:** This parameter defines the direction of the connection.
 - 1: user to host
 - 0: host to user
- **IDutyId:** This parameter is the duty for a cable type link.
- **strComment:** This parameter is the label for the trace operation.
- **ICabTraceOutId:** This parameter is the Cable Trace Output ID.

Output parameters

In case of error, there are two possibilities:

- In AssetCenter, the script containing the function is suspended and an error message issued to the user.
- If calling from an external program, you must call the [AmLastError\(\)](#) [page 359] function (and optionally the [AmLastErrorMsg\(\)](#) [page 360] function) to find out if an error occurred (and obtain its associated message).

AmConvertCurrency()

This function performs a conversion between two currencies at a given date.

API syntax

```
double AmConvertCurrency(long hApiCnxBase, long tmDate, char
*strSrcName, char *strDstName, double dVal);
```

Internal Basic syntax

```
Function AmConvertCurrency(tmDate As Date, strSrcName As String,
strDstName As String, dVal As Double) As Double
```

Field of application

Version: 3.00

	Available
AssetCenter API	✓
Configuration script of a field or link	✓
"Script" type action	✓
Deployment workflow	
Wizard script	✓
FINISH.DO script of a wizard	✓

Input parameters

- **tmDate:** This parameter contains the conversion date. It enables you to know the conversion rate in effect on this date.
- **strSrcName:** This parameter contains the source currency for the conversion, i.e. the currency you want to convert.
- **strDstName:** This parameter contains the target currency for the conversion, i.e. the currency in which you want to express the source currency.
- **dVal:** This parameter contains the amount (expressed in the monetary unit of the source currency) to be converted.

Output parameters

In case of error, there are two possibilities:

- In AssetCenter, the script containing the function is suspended and an error message issued to the user.
- If calling from an external program, you must call the [AmLastError\(\)](#) [page 359] function (and optionally the [AmLastErrorMsg\(\)](#) [page 360] function) to find out if an error occurred (and obtain its associated message).

Notes

 Note:

The currency parameters (**strSrcName** and **strDstName**) for this function must be defined in AssetCenter. Furthermore, a valid exchange rate must exist for the date when you want to perform the conversion (**tmDate** parameter).

Example

The following example converts 5,000 FRF into dollars, on the date of November 02, 1998.

```
AmConvertCurrency("1998/11/02 00:00:00", "FRF", "$", 5000)
```

AmConvertDateBasicToUnix()

This function converts a Basic format date ("Date" type) to a Unix format date ("Long" type). This function does not work from external tools because the two types are equivalent.

API syntax

```
long AmConvertDateBasicToUnix(long hApiCnxBase, long tmTime);
```

Internal Basic syntax

```
Function AmConvertDateBasicToUnix(tmTime As Date) As Long
```

Field of application

Version: 3.00

	Available
AssetCenter API	✓
Configuration script of a field or link	✓
"Script" type action	✓
Deployment workflow	
Wizard script	✓
FINISH.DO script of a wizard	✓

Input parameters

- ◆ **tmTime**: This parameter contains the date to be converted.

Output parameters

In case of error, there are two possibilities:

- In AssetCenter, the script containing the function is suspended and an error message issued to the user.
- If calling from an external program, you must call the [AmLastError\(\)](#) [page 359] function (and optionally the [AmLastErrorMsg\(\)](#) [page 360] function) to find out if an error occurred (and obtain its associated message).

AmConvertDateIntlToUnix()

This function converts an international format date ("Date" type) to a Unix format date ("Long" type).

API syntax






```
long AmConvertDateIntlToUnix(long hApiCnxBase, char *strDate);
```

Internal Basic syntax

```
Function AmConvertDateIntlToUnix(strDate As String) As Long
```

Field of application

Version: 3.00

	Available
AssetCenter API	
Configuration script of a field or link	
"Script" type action	
Deployment workflow	
Wizard script	
FINISH.DO script of a wizard	

Input parameters

- ◆ **strDate**: This parameter contains the date to be converted in the international format (yyyy-mm-dd hh:mm:ss).

Output parameters

In case of error, there are two possibilities:

- In AssetCenter, the script containing the function is suspended and an error message issued to the user.
- If calling from an external program, you must call the [AmLastError\(\)](#) [page 359] function (and optionally the [AmLastErrorMsg\(\)](#) [page 360] function) to find out if an error occurred (and obtain its associated message).

AmConvertDateStringToUnix()

Converts a date to a string (as displayed in the Windows Control Panel) to a Unix "Long".

API syntax






```
long AmConvertDateStringToUnix(long hApiCnxBase, char *strDate);
```

Internal Basic syntax

Function AmConvertDateStringToUnix(strDate As String) As Long

Field of application

Version: 3.00

	Available
AssetCenter API	
Configuration script of a field or link	
"Script" type action	
Deployment workflow	
Wizard script	
FINISH.DO script of a wizard	

Input parameters

- ◆ **strDate**: Date as string to convert.

Output parameters

In case of error, there are two possibilities:

- In AssetCenter, the script containing the function is suspended and an error message issued to the user.
- If calling from an external program, you must call the [AmLastError\(\)](#) [page 359] function (and optionally the [AmLastErrorMsg\(\)](#) [page 360] function) to find out if an error occurred (and obtain its associated message).

AmConvertDateUnixToBasic()

This function converts a Unix format date ("Long" type) to a Basic format date ("Date" type). This function does not work from external tools because the two types are equivalent.

API syntax

```
long AmConvertDateUnixToBasic(long hApiCnxBase, long lTime);
```

Internal Basic syntax

```
Function AmConvertDateUnixToBasic(lTime As Long) As Date
```

Field of application

Version: 3.00

	Available
AssetCenter API	✓
Configuration script of a field or link	✓
"Script" type action	✓
Deployment workflow	
Wizard script	✓
FINISH.DO script of a wizard	✓

Input parameters

- ◆ **lTime**: This parameter contains the date to be converted.

Output parameters

In case of error, there are two possibilities:

- In AssetCenter, the script containing the function is suspended and an error message issued to the user.
- If calling from an external program, you must call the [AmLastError\(\)](#) [page 359] function (and optionally the [AmLastErrorMsg\(\)](#) [page 360] function) to find out if an error occurred (and obtain its associated message).

AmConvertDateUnixToIntl()

This function converts a Unix format date ("Long" type) to an international format date (yyyy-mm-dd hh:mm:ss).

API syntax

```
long AmConvertDateUnixToIntl(long hApiCnxBase, long IUnixDate, char
*ptrDate, long IDate);
```

Internal Basic syntax

Function AmConvertDateUnixToIntl(IUnixDate As Long) As String

Field of application

Version: 3.00

	Available
AssetCenter API	✓
Configuration script of a field or link	✓
"Script" type action	✓
Deployment workflow	
Wizard script	✓
FINISH.DO script of a wizard	✓

Input parameters

- ◆ **IUnixDate**: This parameter contains the date to be converted.

Output parameters

In case of error, there are two possibilities:

- In AssetCenter, the script containing the function is suspended and an error message issued to the user.
- If calling from an external program, you must call the [AmLastError\(\)](#) [page 359] function (and optionally the [AmLastErrorMsg\(\)](#) [page 360] function) to find out if an error occurred (and obtain its associated message).

AmConvertDateUnixToString()

Converts a "Long" Unix format date to a string format date (as displayed in the Windows Control Panel).

API syntax





```
long AmConvertDateUnixToString(long hApiCnxBase, long IUnixDate, char *pstrDate, long IDate);
```

Internal Basic syntax

```
Function AmConvertDateUnixToString(IUnixDate As Long) As String
```

Field of application

Version: 3.00

	Available
AssetCenter API	
Configuration script of a field or link	
"Script" type action	
Deployment workflow	
Wizard script	

	Available
FINISH.DO script of a wizard	

Input parameters

- ◆ **IUnixDate:** "Long" Unix format date to convert.

Output parameters

In case of error, there are two possibilities:

- In AssetCenter, the script containing the function is suspended and an error message issued to the user.
- If calling from an external program, you must call the [AmLastError\(\)](#) [page 359] function (and optionally the [AmLastErrorMsg\(\)](#) [page 360] function) to find out if an error occurred (and obtain its associated message).

AmConvertDoubleToString()

This function converts a double precision number to a string. The string is formatted according to the regional options (number) defined in the Windows Control Panel.

API syntax

```
long AmConvertDoubleToString(double dSrc, char *pstrDst, long lDst);
```

Internal Basic syntax

```
Function AmConvertDoubleToString(dSrc As Double) As String
```

Field of application

Version: 3.00

	Available
AssetCenter API	✓
Configuration script of a field or link	✓
"Script" type action	✓
Deployment workflow	
Wizard script	✓
FINISH.DO script of a wizard	✓

Input parameters

- ◆ **dSrc**: This parameter contains the double-precision number to be converted.

Output parameters

In case of error, there are two possibilities:

- In AssetCenter, the script containing the function is suspended and an error message issued to the user.
- If calling from an external program, you must call the [AmLastError\(\)](#) [page 359] function (and optionally the [AmLastErrorMsg\(\)](#) [page 360] function) to find out if an error occurred (and obtain its associated message).

AmConvertMonetaryToString()

This function converts a monetary value to a character string. The string is formatted according to the regional options (currency) defined in the Windows Control Panel.

API syntax

```
long AmConvertMonetaryToString(double dSrc, char *pstrDst, long lDst);
```

Internal Basic syntax

```
Function AmConvertMonetaryToString(dSrc As Double) As String
```

Field of application

Version: 3.00

	Available
AssetCenter API	✓
Configuration script of a field or link	✓
"Script" type action	✓
Deployment workflow	
Wizard script	✓
FINISH.DO script of a wizard	✓

Input parameters

- ◆ dSrc: This parameter contains the monetary value you want to convert.

Output parameters

In case of error, there are two possibilities:

- In AssetCenter, the script containing the function is suspended and an error message issued to the user.
- If calling from an external program, you must call the [AmLastError\(\)](#) [page 359] function (and optionally the [AmLastErrorMsg\(\)](#) [page 360] function) to find out if an error occurred (and obtain its associated message).

AmConvertStringToDouble()

This function converts a character string (in a format corresponding to the one defined in the Windows Control Panel) to a double precision number.

API syntax






```
double AmConvertStringToDouble(char *strSrc);
```

Internal Basic syntax

Function `AmConvertStringToDouble(strSrc As String) As Double`

Field of application

Version: 3.00

	Available
AssetCenter API	
Configuration script of a field or link	
"Script" type action	
Deployment workflow	
Wizard script	
FINISH.DO script of a wizard	

Input parameters

- ◆ `strSrc`: This parameter contains the character string to be converted.

Output parameters

In case of error, there are two possibilities:

- In AssetCenter, the script containing the function is suspended and an error message issued to the user.
- If calling from an external program, you must call the [AmLastError\(\)](#) [page 359] function (and optionally the [AmLastErrorMsg\(\)](#) [page 360] function) to find out if an error occurred (and obtain its associated message).

AmConvertStringToMonetary()

This function converts a character string (in a format corresponding to the one defined in the Windows Control Panel) to a monetary value.

API syntax






```
double AmConvertStringToMonetary(char *strSrc);
```

Internal Basic syntax

```
Function AmConvertStringToMonetary(strSrc As String) As Double
```

Field of application

Version: 3.00

	Available
AssetCenter API	
Configuration script of a field or link	
"Script" type action	
Deployment workflow	
Wizard script	
FINISH.DO script of a wizard	

Input parameters

- ◆ **strSrc**: This parameter contains the character string to be converted.

Output parameters

In case of error, there are two possibilities:

- In AssetCenter, the script containing the function is suspended and an error message issued to the user.
- If calling from an external program, you must call the [AmLastError\(\)](#) [page 359] function (and optionally the [AmLastErrorMsg\(\)](#) [page 360] function) to find out if an error occurred (and obtain its associated message).

AmCounter()


This function returns the value of the **strCounterName** counter, incremented by 1. Zeros are added as padding at the beginning if **iWidth** is greater than the number of digits of the counter. If the counter has more digits than the value stored in **iWidth**, the result will not be truncated.

Internal Basic syntax

Function AmCounter(strCounterName As String, iWidth As Long) As String

Field of application

Version: 2.52

	Available
AssetCenter API	
Configuration script of a field or link	
"Script" type action	
Deployment workflow	
Wizard script	
FINISH.DO script of a wizard	

Input parameters

- **strCounterName**: Name of the counter as it is defined in AssetCenter (access via the **Administration/ Counters** menu item).
- **iWidth**: The value of this parameter forces the output format of the function to be expressed over n digits. This parameter is only useful if the size of the counter is less than the value of this parameter.

Output parameters

In case of error, there are two possibilities:

- In AssetCenter, the script containing the function is suspended and an error message issued to the user.
- If calling from an external program, you must call the [AmLastError\(\)](#) [page 359] function (and optionally the [AmLastErrorMsg\(\)](#) [page 360] function) to find out if an error occurred (and obtain its associated message).

Notes



Note:

If this function is used in a Script type action, you must specify a context for the action. Otherwise, an error is generated.

Example

The following example returns the value of the "Delivery" counter expressed in 5 digits:

```
Dim strCounterName As String  
strCounter = AmCounter("Delivery", 5)
```

For example, if the "Delivery" counter equals "18", the function returns:

```
00019
```

AmCreateAssetPort()

The `AmCreateAssetPort` API creates a new port on a device (`IAsetId`). The new port contains the given number of pins (`iPinCount`) of the given cable connector type (`ICabCnxTypeId`). The status of the pins must be "Available". The pins that will be added to the port are sorted by sequence number. Depending on the port direction (`iPinPortDir`), the available pins are sorted in ascending (`iPinPortDir = 0`) or descending (`iPinPortDir = 1`) order. This function assigns the given duty (`IDutyId`) to the new port.

API syntax




```
long AmCreateAssetPort(long hApiCnxBase, long lAssetId, long
ICabCnxTypeId, long lDutyId, long iPinCount, long bPinPortDir, long
iConnStatus, long bConsecutivePins, long iPrevPinSeq, long bLogError);
```

Internal Basic syntax

```
Function AmCreateAssetPort(lAssetId As Long, lCabCnxTypeId As Long,
lDutyId As Long, iPinCount As Long, bPinPortDir As Long, iConnStatus As
Long, bConsecutivePins As Long, iPrevPinSeq As Long, bLogError As Long)
As Long
```

Field of application

Version: 4.00

	Available
AssetCenter API	
Configuration script of a field or link	
"Script" type action	
Deployment workflow	
Wizard script	
FINISH.DO script of a wizard	

Input parameters

- **lAssetId:** This parameter is the device ID.
- **lCabCnxTypeId:** This parameter is the cable connection type ID.
- **lDutyId:** This parameter is the duty type ID of the port.
- **iPinCount:** This parameter is the pin count that will be used in the new port.
- **bPinPortDir:** This parameter specifies the direction of the port.
- **iConnStatus**
- **bConsecutivePins**
- **iPrevPinSeq**
- **bLogError**

Output parameters

In case of error, there are two possibilities:

- In AssetCenter, the script containing the function is suspended and an error message issued to the user.
- If calling from an external program, you must call the [AmLastError\(\)](#) [page 359] function (and optionally the [AmLastErrorMsg\(\)](#) [page 360] function) to find out if an error occurred (and obtain its associated message).

AmCreateAssetsAwaitingDelivery()

This function enables you to create the assets that are awaiting receipt

API syntax

```
long AmCreateAssetsAwaitingDelivery(long hApiCnxBase, long IPOrdId);
```

Internal Basic syntax

```
Function AmCreateAssetsAwaitingDelivery(IPOrdId As Long) As Long
```

Field of application

Version: 3.61

	Available
AssetCenter API	✓
Configuration script of a field or link	
"Script" type action	✓
Deployment workflow	
Wizard script	

	Available
FINISH.DO script of a wizard	

Input parameters

- ◆ **IPOrdId**: This parameter contains the identifier of the purchase order concerned

Output parameters

- 0: Normal execution.
- Other than zero: Error code.

AmCreateCable()

The AmCreateCable API creates a new cable. The cable is created using the given model type (IModelId), the role of the cable (strCableRole), its label rule (ILabelRuleId), its user location (IUserLoc), and its host location (IHostLoc). If the project (IProjectId) and work order (IWorkOrderId) have values, the new cable is added to the project and work order with the given comment (strComment). This comment describes the action that will be performed on the cable (i.e. "Install new cable").

API syntax

```
long AmCreateCable(long hApiCnxBase, long IModelId, long IUserId, long IHostId, char *strCableRole, long IProjectId, long IWorkOrderId, char *strComment, long ILabelRuleId, char *strLabel);
```

Internal Basic syntax

```
Function AmCreateCable(IModelId As Long, IUserId As Long, IHostId As Long, strCableRole As String, IProjectId As Long, IWorkOrderId As Long, strComment As String, ILabelRuleId As Long, strLabel As String) As Long
```

Field of application

Version: 4.00

	Available
AssetCenter API	✓
Configuration script of a field or link	
"Script" type action	✓
Deployment workflow	
Wizard script	
FINISH.DO script of a wizard	✓

Input parameters

- **IModelId**: This parameter is the cable model ID.
- **IUserId**: This parameter is the user side location ID.
- **IHostId**: This parameter is the host side location ID.
- **strCableRole**: This parameter defines the role of the cable.
- **IProjectId**: This parameter defines the project associated with the placement of the cable.
- **IWorkOrderId**: This parameter defines the work order associated with the placement of the cable.
- **strComment**: This parameter is the comment used on the work order (defined by IWorkOrderId).
- **ILabelRuleId**: This parameter defines the label rule that will be applied to create the label for the cable.
- **strLabel**: This parameter specifies the label affixed to the cable.

Output parameters

In case of error, there are two possibilities:

- In AssetCenter, the script containing the function is suspended and an error message issued to the user.
- If calling from an external program, you must call the [AmLastError\(\)](#) [page 359] function (and optionally the [AmLastErrorMsg\(\)](#) [page 360] function) to find out if an error occurred (and obtain its associated message).

AmCreateCableBundle()

The AmCreateCableBundle API creates a new bundle on a cable (ICableId). The new bundle contains the given number of cable pairs (iPairCount) of the given cable pair type (IPairType). The status of the pairs must be "Available". This function assigns the given duty (IDutyId) to the new bundle.

API syntax




```
long AmCreateCableBundle(long hApiCnxBase, long ICableId, long IPairTypeId,
long IDutyId, long iPairCount, long iStartPairSeq, long bLogError);
```

Internal Basic syntax

```
Function AmCreateCableBundle(ICableId As Long, IPairTypeId As Long, IDutyId
As Long, iPairCount As Long, iStartPairSeq As Long, bLogError As Long) As
Long
```

Field of application

Version: 4.00

	Available
AssetCenter API	
Configuration script of a field or link	
"Script" type action	
Deployment workflow	
Wizard script	
FINISH.DO script of a wizard	

Input parameters

- **ICableId:** This parameter is the cable ID (it must exist in the cable table).
- **IPairTypeId:** This parameter is the cable pair type ID.
- **IDutyId:** This parameter is the duty of the cable bundle ID.

- **iPairCount**This parameter defines the pair count of the bundle.
- **iStartPairSeq**
- **bLogError**

Output parameters

In case of error, there are two possibilities:

- In AssetCenter, the script containing the function is suspended and an error message issued to the user.
- If calling from an external program, you must call the [AmLastError\(\)](#) [page 359] function (and optionally the [AmLastErrorMsg\(\)](#) [page 360] function) to find out if an error occurred (and obtain its associated message).

AmCreateCableLink()

The AmCreateCableLink API creates a new cable type cable link for a given cable (ICableId) and bundle (INextBundle). The duty of the cable link is set using the given duty (IDutyId). The label rule of the cable link is set using the given label rule (ILabelRule).

 Note:

The label is not updated using the given label rule, a separate call must be made to AmRefreshLabel().

If a previous link (IPrevLinkId) is specified, a parent link is made between the two records where the previous link is the child.

API syntax




```
long AmCreateCableLink(long hApiCnxBase, long ICableId, long IDutyId, long IBundleId, long IPrevLinkId, long iTraceDir, long ILabelRuleId);
```


Internal Basic syntax

Function AmCreateCableLink(ICableId As Long, IDutyId As Long, IBundleId As Long, IPrevLinkId As Long, iTraceDir As Long, ILabelRuleId As Long) As Long

Field of application

Version: 4.00

	Available
AssetCenter API	
Configuration script of a field or link	
"Script" type action	
Deployment workflow	
Wizard script	
FINISH.DO script of a wizard	

Input parameters

- **ICableId:** This parameter is the cable ID for the connection.
- **IDutyId:** This parameter is the connection duty.
- **IBundleId:** This parameter is the ID of the cable bundle to connect.
- **IPrevLinkId:** This parameter defines the cable link ID used to connect. This is optional by using a value of 0.
- **iTraceDir:** This parameter defines the connection direction.
 - 0=host to user
 - 1=user to host
- **ILabelRuleId:** This parameter is the label rule ID used.

Output parameters

In case of error, there are two possibilities:

- In AssetCenter, the script containing the function is suspended and an error message issued to the user.

- If calling from an external program, you must call the [AmLastError\(\)](#) [page 359] function (and optionally the [AmLastErrorMsg\(\)](#) [page 360] function) to find out if an error occurred (and obtain its associated message).

AmCreateDelivFromPO()

This function receives a purchase order and returns the identifier of the receiving slip created.

API syntax




```
long AmCreateDelivFromPO(long hApiCnxBase, long IPOrdId);
```

Internal Basic syntax

```
Function AmCreateDelivFromPO(IPOrdId As Long) As Long
```

Field of application

Version: 3.00

	Available
AssetCenter API	
Configuration script of a field or link	
"Script" type action	
Deployment workflow	
Wizard script	
FINISH.DO script of a wizard	

Input parameters

- ◆ **IPOrdId**: This parameter contains the identifier of the purchase order to be received.

Output parameters

In case of error, there are two possibilities:

- In AssetCenter, the script containing the function is suspended and an error message issued to the user.
- If calling from an external program, you must call the [AmLastError\(\)](#) [page 359] function (and optionally the [AmLastErrorMsg\(\)](#) [page 360] function) to find out if an error occurred (and obtain its associated message).

AmCreateDevice()

The AmCreateDevice API creates a new device. The device is created using the given model type (IProductId) and location (ILocId). The label rule of the asset is set to the given rule (ILabelRuleId).

 Note:

The label is not updated using the given label rule, a separate call must be made to AmRefreshLabel.

If the project (IProjectId) and work order (IWorkOrderId) have values, the new asset is added to the project and work order with the comment contained in strComment. This comment describes the action that will be performed on the asset (i.e. "Install new asset").

API syntax

```
long AmCreateDevice(long hApiCnxBase, long IModelId, long ILocationId,
long IProjectId, long IWorkOrderId, long ILabelRuleId, char *strComment);
```

Internal Basic syntax

```
Function AmCreateDevice(IModelId As Long, ILocationId As Long, IProjectId
As Long, IWorkOrderId As Long, ILabelRuleId As Long, strComment As String)
As Long
```

Field of application

Version: 4.00

	Available
AssetCenter API	✓
Configuration script of a field or link	
"Script" type action	✓
Deployment workflow	
Wizard script	
FINISH.DO script of a wizard	✓

Input parameters

- **IModelId**: This parameter is the model ID for the new device.
- **ILocationId**: This parameter is the location ID for the new device.
- **IProjectId**: The parameter is the project ID. It can be 0.
- **IWorkOrderId**: This parameter is the work order ID. It can be 0.
- **ILabelRuleId**: This parameter defines the label rule ID that will be used for the asset.
- **strComment**: This parameter is the comment that will be used on the work order.

Output parameters

In case of error, there are two possibilities:

- In AssetCenter, the script containing the function is suspended and an error message issued to the user.
- If calling from an external program, you must call the [AmLastError\(\)](#) [page 359] function (and optionally the [AmLastErrorMsg\(\)](#) [page 360] function) to find out if an error occurred (and obtain its associated message).

AmCreateDeviceLink()

The AmCreateDeviceLink API creates a new device type cable link for a given device (IAssetId) and port (IPortId). The label rule of the cable link is set using the given label rule (ILabelRule).

 Note:

The label is not updated using the given label rule, a separate call must be made to AmRefreshLabel.

If a previous link (IPrevLinkId) is specified, a parent link is made between the two records. If the trace direction is user-to-host (iTraceDir = 1), then the previous link is the child. If the trace direction is host-to-user (iTraceDir = 0) then the previous link is the parent.

API syntax



```
long AmCreateDeviceLink(long hApiCnxBase, long IAssetId, long IPortId, long IPrevLinkId, long iTraceDir, long ILabelRuleId);
```

Internal Basic syntax

```
Function AmCreateDeviceLink(IAssetId As Long, IPortId As Long, IPrevLinkId As Long, iTraceDir As Long, ILabelRuleId As Long) As Long
```

Field of application

Version: 4.00

	Available
AssetCenter API	
Configuration script of a field or link	
"Script" type action	
Deployment workflow	
Wizard script	

	Available
FINISH.DO script of a wizard	

Input parameters

- **IAssetId:** This parameter contains the identifier of the asset that will be connected.
- **IPortId:** This parameter contains the identifier of the port that will be connected.
- **IPrevLinkId:** This parameter contains the identifier of the device link enabling the connection.
- **iTraceDir:** This parameter specifies the direction of the connection.
 - 0=host to user
 - 1=user to host
- **ILabelRuleId:** This parameter contains the identifier of the label rule used for the new connection.

Output parameters

In case of error, there are two possibilities:

- In AssetCenter, the script containing the function is suspended and an error message issued to the user.
- If calling from an external program, you must call the [AmLastError\(\)](#) [page 359] function (and optionally the [AmLastErrorMsg\(\)](#) [page 360] function) to find out if an error occurred (and obtain its associated message).

AmCreateEstimFromReq()

This function creates an estimate from a purchase request and returns the identifier of the estimate created.

API syntax




```
long AmCreateEstimFromReq(long hApiCnxBase, long IReqId, long ISuppld);
```

Internal Basic syntax

Function AmCreateEstimFromReq(IReqId As Long, ISuppld As Long) As Long

Field of application

Version: 3.00

	Available
AssetCenter API	
Configuration script of a field or link	
"Script" type action	
Deployment workflow	
Wizard script	
FINISH.DO script of a wizard	

Input parameters

- **IReqId:** This parameter contains the identifier of the purchase request used to create the estimate.
- **ISuppld:** This parameter contains the identifier of the supplier of the estimate that will be created by the function.

Output parameters

In case of error, there are two possibilities:

- In AssetCenter, the script containing the function is suspended and an error message issued to the user.
- If calling from an external program, you must call the [AmLastError\(\)](#) [page 359] function (and optionally the [AmLastErrorMsg\(\)](#) [page 360] function) to find out if an error occurred (and obtain its associated message).

AmCreateEstimsFromAllReqLines()

This function creates an estimate from a request and returns the identifier of the estimate created.

API syntax




```
long AmCreateEstimsFromAllReqLines(long hApiCnxBase, long IReqId, long bMergeLines, long IDefSuppld);
```

Internal Basic syntax

```
Function AmCreateEstimsFromAllReqLines(IReqId As Long, bMergeLines As Long, IDefSuppld As Long) As Long
```

Field of application

Version: 3.00

	Available
AssetCenter API	
Configuration script of a field or link	
"Script" type action	
Deployment workflow	
Wizard script	
FINISH.DO script of a wizard	

Input parameters

- **IReqId**: This parameter contains the identifier of the request at the origin of the estimate.
- **bMergeLines**: This parameter enables you to specify if identical request lines are to be combined (**bMergeLines**=1) to given one single line. The quantities given for the lines to be combined are added together and a single line is created.

- **IDefSupplId:** This parameter contains the identifier of the default supplier for the estimate.

Output parameters

- 0: Normal execution.
- Other than zero: Error code.

AmCreateInvFromPO()

This function creates a supplier invoice from a purchase order and returns the identifier of the supplier invoice created.

API syntax



```
long AmCreateInvFromPO(long hApiCnxBase, long IPOrdId);
```

Internal Basic syntax

```
Function AmCreateInvFromPO(IPOrdId As Long) As Long
```

Field of application

Version: 3.00

	Available
AssetCenter API	
Configuration script of a field or link	
"Script" type action	
Deployment workflow	
Wizard script	

	Available
FINISH.DO script of a wizard	

Input parameters

- ◆ **IPOrdId**: This parameter contains the identifier of the purchase order at the origin of the invoice.

Output parameters

In case of error, there are two possibilities:

- In AssetCenter, the script containing the function is suspended and an error message issued to the user.
- If calling from an external program, you must call the [AmLastError\(\)](#) [page 359] function (and optionally the [AmLastErrorMsg\(\)](#) [page 360] function) to find out if an error occurred (and obtain its associated message).

AmCreateLink()

This function modifies a link of a record and makes it point to a new record (**hApiRecDest**) in the target table. It therefore creates a link between two records.

API syntax

```
long AmCreateLink(long hApiRecord, char *strLinkName, long hApiRecDest);
```

Internal Basic syntax

```
Function AmCreateLink(hApiRecord As Long, strLinkName As String,  
hApiRecDest As Long) As Long
```

Field of application

Version: 3.00

	Available
AssetCenter API	✓
Configuration script of a field or link	
"Script" type action	✓
Deployment workflow	
Wizard script	
FINISH.DO script of a wizard	✓

Input parameters

- **hApiRecord:** This parameter contains the handle of the record containing the link to be modified.
- **strLinkName:** This parameter contains the SQL name of the link to be modified.
- **hApiRecDest:** This parameter contains a handle of the target record of the link.

Output parameters

- 0: Normal execution.
- Other than zero: Error code.

AmCreateOrUpdateInvoiceFromReceipt()

This function enables you to create or update an invoice from a receiving slip.

API syntax

```
long AmCreateOrUpdateInvoiceFromReceipt(long hApiCnxBase, long IRecptId);
```

Internal Basic syntax

Function AmCreateOrUpdateInvoiceFromReceipt(IRcptId As Long) As Long

Field of application

Version: ?

	Available
AssetCenter API	✓
Configuration script of a field or link	✓
"Script" type action	✓
Deployment workflow	
Wizard script	✓
FINISH.DO script of a wizard	✓

Input parameters

- ◆ **IRcptId**: This parameter contains the identifier of the invoice concerned by the operation.

Output parameters

The function returns the identifier of the generated invoice.

Notes

 Note:

Update is not possible by calling this function from an external tool.

AmCreatePOFromEstim()

This function creates a purchase order from an estimate and returns the identifier of the purchase order created.

API syntax




```
long AmCreatePOFromEstim(long hApiCnxBase, long IEstimId);
```

Internal Basic syntax

Function AmCreatePOFromEstim(IEstimId As Long) As Long

Field of application

Version: 3.00

	Available
AssetCenter API	
Configuration script of a field or link	
"Script" type action	
Deployment workflow	
Wizard script	
FINISH.DO script of a wizard	

Input parameters

- ◆ **IEstimId:** This parameter contains the identifier of the estimate used to create the order.

Output parameters

In case of error, there are two possibilities:

- In AssetCenter, the script containing the function is suspended and an error message issued to the user.
- If calling from an external program, you must call the [AmLastError\(\)](#) [page 359] function (and optionally the [AmLastErrorMsg\(\)](#) [page 360] function) to find out if an error occurred (and obtain its associated message).

AmCreatePOFromReq()

This function creates a purchase order from a purchase request and returns the identifier of the PO created.

API syntax



```
long AmCreatePOFromReq(long hApiCnxBase, long IReqId, long ISuppld);
```

Internal Basic syntax

```
Function AmCreatePOFromReq(IReqId As Long, ISuppld As Long) As Long
```

Field of application

Version: 3.00

	Available
AssetCenter API	
Configuration script of a field or link	
"Script" type action	
Deployment workflow	
Wizard script	

	Available
FINISH.DO script of a wizard	

Input parameters

- **IReqId:** This parameter contains the identifier of the purchase request used to create the purchase order.
- **ISuppld:** This parameter contains the identifier of the supplier of the purchase order that will be created by the function.

Output parameters

In case of error, there are two possibilities:

- In AssetCenter, the script containing the function is suspended and an error message issued to the user.
- If calling from an external program, you must call the [AmLastError\(\)](#) [page 359] function (and optionally the [AmLastErrorMsg\(\)](#) [page 360] function) to find out if an error occurred (and obtain its associated message).

AmCreatePOrderFromRequest()

This function enables you to create a purchase order from a request.

API syntax

```
long AmCreatePOrderFromRequest(long hApiCnxBase, long IRequestId, long ISupplierId);
```

Internal Basic syntax

```
Function AmCreatePOrderFromRequest(IRequestId As Long, ISupplierId As Long) As Long
```

Field of application

Version: 4.00

	Available
AssetCenter API	✓
Configuration script of a field or link	
"Script" type action	✓
Deployment workflow	
Wizard script	
FINISH.DO script of a wizard	✓

Input parameters

- **IRequestId**: This parameter contains the identifier of the request concerned.
- **ISupplierId**: This parameter contains the identifier of the supplier for the purchase order.

Output parameters

In case of error, there are two possibilities:

- In AssetCenter, the script containing the function is suspended and an error message issued to the user.
- If calling from an external program, you must call the [AmLastError\(\)](#) [page 359] function (and optionally the [AmLastErrorMsg\(\)](#) [page 360] function) to find out if an error occurred (and obtain its associated message).

AmCreatePOOrdersFromRequest()

This function enables you to create all the purchase orders necessary to satisfy a given request.

API syntax




```
long AmCreatePOOrdersFromRequest(long hApiCnxBase, long IRequestId);
```


Internal Basic syntax

Function AmCreatePOOrdersFromRequest(IRequestId As Long) As Long

Field of application

Version: 4.00

	Available
AssetCenter API	
Configuration script of a field or link	
"Script" type action	
Deployment workflow	
Wizard script	
FINISH.DO script of a wizard	

Input parameters

- ◆ **IRequestId**: This parameter contains the identifier of the request concerned

Output parameters

- 0: Normal execution.
- Other than zero: Error code.

AmCreatePOsFromAllReqLines()

This function creates all the purchase orders from the request lines of a request.

API syntax




```
long AmCreatePOsFromAllReqLines(long hApiCnxBase, long IReqId, long bMergeLines, long IDefSuppld);
```

Internal Basic syntax

Function AmCreatePOsFromAllReqLines(IReqId As Long, bMergeLines As Long, IDefSuppld As Long) As Long

Field of application

Version: 3.00

	Available
AssetCenter API	
Configuration script of a field or link	
"Script" type action	
Deployment workflow	
Wizard script	
FINISH.DO script of a wizard	

Input parameters

- **IReqId**: This parameter contains the identifier of the request from which the purchase orders are to be created.
- **bMergeLines**: This parameter enables you to specify if identical request lines are to be combined (**bMergeLines**=1) to given one single line. The quantities given for the lines to be combined are added together and a single line is created.
- **IDefSuppld**: This parameter contains the identifier of the default supplier for the requested items. This parameter is optional and is set to "0" by default.

Output parameters

- 0: Normal execution.
- Other than zero: Error code.

AmCreateProjectCable()

The AmCreateProjectCable API adds a cable (ICableId) to a project (IProjectId) and work order (IWorkOrderId). A comment (strComment) explains the action being performed (i.e. "Install new cable").

API syntax




```
long AmCreateProjectCable(long hApiCnxBase, long IProjectId, long
IWorkOrderId, long ICableId, char *strComment);
```

Internal Basic syntax

```
Function AmCreateProjectCable(IProjectId As Long, IWorkOrderId As Long,
ICableId As Long, strComment As String) As Long
```

Field of application

Version: 4.00

	Available
AssetCenter API	
Configuration script of a field or link	
"Script" type action	
Deployment workflow	
Wizard script	
FINISH.DO script of a wizard	

Input parameters

- **IProjectId:** This parameter is the ID of the project that gets the cable.
- **IWorkOrderId:** This parameter is the ID of the work order for the cable.
- **ICableId:** This parameter is the cable ID.
- **strComment:** This parameter is the comment that will be used on the work order.

Output parameters

In case of error, there are two possibilities:

- In AssetCenter, the script containing the function is suspended and an error message issued to the user.
- If calling from an external program, you must call the [AmLastError\(\)](#) [page 359] function (and optionally the [AmLastErrorMsg\(\)](#) [page 360] function) to find out if an error occurred (and obtain its associated message).

AmCreateProjectDevice()

The AmCreateProjectDevice API adds a device (IAssetId) to a project (IProjectId) and work order (IWorkOrderId). A comment (strComment) explains the action being performed (i.e. "Install new device").

API syntax

```
long AmCreateProjectDevice(long hApiCnxBase, long IProjectId, long IWorkOrderId, long IAssetId, char *strComment);
```

Internal Basic syntax

```
Function AmCreateProjectDevice(IProjectId As Long, IWorkOrderId As Long, IAssetId As Long, strComment As String) As Long
```

Field of application

Version: 4.00

	Available
AssetCenter API	✓
Configuration script of a field or link	
"Script" type action	✓
Deployment workflow	
Wizard script	

	Available
FINISH.DO script of a wizard	

Input parameters

- **IProjectId**: This parameter defines the ID of the project to get the new device.
- **IWorkOrderId**: This parameter defines the ID of the work order to get the new device.
- **IAssetId**: This parameter is the new device asset ID.
- **strComment**: This parameter is the comment that will be used on the work order.

Output parameters

In case of error, there are two possibilities:

- In AssetCenter, the script containing the function is suspended and an error message issued to the user.
- If calling from an external program, you must call the [AmLastError\(\)](#) [page 359] function (and optionally the [AmLastErrorMsg\(\)](#) [page 360] function) to find out if an error occurred (and obtain its associated message).

AmCreateProjectTrace()

The AmCreateProjectTrace API adds a trace (strTrace) to a project (IProjectId) and work order (IWorkOrderId). The service of the trace is set using the given duty (IDutyId). The trace type (ITraceType) indicates if the trace is a connection (iTraceType = 1) or a disconnection (ITraceType = 2). The label of the user link being modified (strModLinkLabel) identifies what part of the trace is being modified. A comment (strComment) explains the action being performed (i.e. "Connect these devices").

API syntax




```
long AmCreateProjectTrace(long hApiCnxBase, long IProjectId, long
IWorkOrderId, long iTraceType, long IDutyId, char *strModLinkLabel, char
*strTrace, char *strComment);
```

Internal Basic syntax

```
Function AmCreateProjectTrace(IProjectId As Long, IWorkOrderId As Long,
iTraceType As Long, IDutyId As Long, strModLinkLabel As String, strTrace As
String, strComment As String) As Long
```

Field of application

Version: 4.00

	Available
AssetCenter API	
Configuration script of a field or link	
"Script" type action	
Deployment workflow	
Wizard script	
FINISH.DO script of a wizard	

Input parameters

- **IProjectId**: This parameter defines the project ID to get the trace information.
- **IWorkOrderId**: This parameter defines the work order ID to get the trace information.
- **iTraceType**: This parameter defines the trace type.
 - 1=connection
 - 2=disconnection
- **IDutyId**: This parameter defines the duty. This appears in the work order.
- **strModLinkLabel**: This parameter defines a comment that will be used on the work order.
- **strTrace**: This parameter defines the trace output string that will be used on the work order.

- **strComment:** This parameter is the comment that will be used on the work order.

Output parameters

In case of error, there are two possibilities:

- In AssetCenter, the script containing the function is suspended and an error message issued to the user.
- If calling from an external program, you must call the [AmLastError\(\)](#) [page 359] function (and optionally the [AmLastErrorMsg\(\)](#) [page 360] function) to find out if an error occurred (and obtain its associated message).

AmCreateReceiptFromPOrder()

This function enables you to create a receipt from a purchase order.

API syntax



```
long AmCreateReceiptFromPOrder(long hApiCnxBase, long IPOrderId);
```

Internal Basic syntax

```
Function AmCreateReceiptFromPOrder(IPOrderId As Long) As Long
```

Field of application

Version: 4.00

	Available
AssetCenter API	
Configuration script of a field or link	
"Script" type action	
Deployment workflow	
Wizard script	

	Available
FINISH.DO script of a wizard	

Input parameters

- ◆ **IOrderId:** This parameter contains the identifier of the purchase order concerned.

Output parameters

In case of error, there are two possibilities:

- In AssetCenter, the script containing the function is suspended and an error message issued to the user.
- If calling from an external program, you must call the [AmLastError\(\)](#) [page 359] function (and optionally the [AmLastErrorMsg\(\)](#) [page 360] function) to find out if an error occurred (and obtain its associated message).

AmCreateRecord()

This function creates an empty record in a table taking the default values into account. This new record does not exist in the database until it has been inserted.

API syntax

```
long AmCreateRecord(long hApiCnxBase, char *strTable);
```

Internal Basic syntax

```
Function AmCreateRecord(strTable As String) As Long
```

Field of application

Version: 2.52

	Available
AssetCenter API	✓
Configuration script of a field or link	
"Script" type action	✓
Deployment workflow	
Wizard script	
FINISH.DO script of a wizard	✓

Input parameters

- ◆ **strTable**: This parameter contains the SQL name of the table in which you want to create the record.

Example

The following example creates an employee in the database:

```
Dim lErr As Long
Dim hRecord As Long
hRecord = amCreateRecord("amEmplDept")
lErr = amSetFieldStrValue(hRecord, "Name", "Doe")
lErr = amSetFieldStrValue(hRecord, "FirstName", "John")
lErr = amInsertRecord(hRecord)
```

AmCreateRequestToInvoice()

This function enables you to create all objects in the procurement cycle: Request, Purchase order, Receipt, Invoice.

API syntax




```
long AmCreateRequestToInvoice(long hApiCnxBase, double dQty, long ICatRefId, double dUnitPrice, char *strCur, long IRequesterId, long ICostId, long IUserId, long IStockId);
```

Internal Basic syntax

Function AmCreateRequestToInvoice(dQty As Double, ICatRefId As Long, dUnitPrice As Double, strCur As String, IRequesterId As Long, ICostId As Long, IUserId As Long, IStockId As Long) As Long

Field of application

Version: 4.00

	Available
AssetCenter API	
Configuration script of a field or link	
"Script" type action	
Deployment workflow	
Wizard script	
FINISH.DO script of a wizard	

Input parameters

- **dQty**: This parameter contains the quantity (in packaged units) to be ordered, then received, then invoiced.
- **ICatRefId**: This parameter contains the identifier of the catalog reference.
- **dUnitPrice**: This parameter contains the unit price of the catalog reference.
- **strCur**: This parameter contains the currency code for the catalog reference price.
- **IRequesterId**: This parameter contains the identifier of the requester.
- **ICostId**: This parameter contains the identifier of the impacted cost center.
- **IUserId**: This parameter contains the identifier of the user of the ordered item.
- **IStockId**: This parameter contains the identifier of the delivery stock of the item.

Output parameters

In case of error, there are two possibilities:

- In AssetCenter, the script containing the function is suspended and an error message issued to the user.

- If calling from an external program, you must call the [AmLastError\(\)](#) [page 359] function (and optionally the [AmLastErrorMsg\(\)](#) [page 360] function) to find out if an error occurred (and obtain its associated message).

Notes

Equivalent to the sequence of calls: `amCreateRequestToReceipt`, `amCreateOrUpdateInvoiceFromReceipt`.

AmCreateRequestToPOrder()

This function enables you to create the objects in the procurement cycle: Request, Purchase order.

API syntax

```
long AmCreateRequestToPOrder(long hApiCnxBase, double dQty, long
ICatRefId, double dUnitPrice, char *strCur, long IRequesterId, long ICostId,
long IUserId, long IStockId);
```

Internal Basic syntax

```
Function AmCreateRequestToPOrder(dQty As Double, ICatRefId As Long,
dUnitPrice As Double, strCur As String, IRequesterId As Long, ICostId As Long,
IUserId As Long, IStockId As Long) As Long
```

Field of application

Version: 4.00

	Available
AssetCenter API	✓
Configuration script of a field or link	
"Script" type action	✓

Available	
Deployment workflow	
Wizard script	
FINISH.DO script of a wizard	

Input parameters

- **dQty:** This parameter contains the quantity (in packaged units) to be ordered.
- **ICatRefId:** This parameter contains the identifier of the catalog reference.
- **dUnitPrice:** This parameter contains the unit price of the catalog reference.
- **strCur:** This parameter contains the currency code for the catalog reference price.
- **IRequesterId:** This parameter contains the identifier of the requester.
- **ICostId:** This parameter contains the identifier of the impacted cost center.
- **IUserId:** This parameter contains the identifier of the user of the ordered item.
- **IStockId:** This parameter contains the identifier of the delivery stock of the item.

Output parameters

In case of error, there are two possibilities:

- In AssetCenter, the script containing the function is suspended and an error message issued to the user.
- If calling from an external program, you must call the [AmLastError\(\)](#) [page 359] function (and optionally the [AmLastErrorMsg\(\)](#) [page 360] function) to find out if an error occurred (and obtain its associated message).

AmCreateRequestToReceipt()

This function enables you to create the objects in the procurement cycle: Request, Purchase order, Receipt.

API syntax




```
long AmCreateRequestToReceipt(long hApiCnxBase, double dQty, long
ICatRefId, double dUnitPrice, char *strCur, long IRequesterId, long ICostId,
long IUserId, long IStockId);
```

Internal Basic syntax

```
Function AmCreateRequestToReceipt(dQty As Double, ICatRefId As Long,
dUnitPrice As Double, strCur As String, IRequesterId As Long, ICostId As Long,
IUserId As Long, IStockId As Long) As Long
```

Field of application

Version: 4.00

	Available
AssetCenter API	
Configuration script of a field or link	
"Script" type action	
Deployment workflow	
Wizard script	
FINISH.DO script of a wizard	

Input parameters

- **dQty**: This parameter contains the quantity (in packaged units) to be ordered, then received.
- **ICatRefId**: This parameter contains the identifier of the catalog reference.
- **dUnitPrice**: This parameter contains the unit price of the catalog reference.
- **strCur**: This parameter contains the currency code for the catalog reference price.
- **IRequesterId**: This parameter contains the identifier of the requester.
- **ICostId**: This parameter contains the identifier of the impacted cost center.
- **IUserId**: This parameter contains the identifier of the user of the ordered item.
- **IStockId**: This parameter contains the identifier of the delivery stock of the item.

Output parameters

In case of error, there are two possibilities:

- In AssetCenter, the script containing the function is suspended and an error message issued to the user.
- If calling from an external program, you must call the [AmLastError\(\)](#) [page 359] function (and optionally the [AmLastErrorMsg\(\)](#) [page 360] function) to find out if an error occurred (and obtain its associated message).

Notes

Equivalent to the sequence of calls: `amCreateRequestToPOrder`, `amCreateReceiptFromPOrder`.

AmCreateReturnFromReceipt()

This function enables you to create a return slip from a receiving slip.

API syntax

```
long AmCreateReturnFromReceipt(long hApiCnxBase, long lRecptId);
```


Internal Basic syntax

```
Function AmCreateReturnFromReceipt(lRecptId As Long) As Long
```

Field of application

Version: 4.00

	Available
AssetCenter API	✓
Configuration script of a field or link	
"Script" type action	✓

	Available
Deployment workflow	
Wizard script	
FINISH.DO script of a wizard	

Input parameters

- ◆ **IRecptId:** This parameter contains the identifier of the receipt line.

Output parameters

In case of error, there are two possibilities:

- In AssetCenter, the script containing the function is suspended and an error message issued to the user.
- If calling from an external program, you must call the [AmLastError\(\)](#) [page 359] function (and optionally the [AmLastErrorMsg\(\)](#) [page 360] function) to find out if an error occurred (and obtain its associated message).

AmCreateTraceHist()

The AmCreateTraceHist API is for creating trace history and trace operation based on an existing connection from a source device/cable to a destination device/cable.

API syntax

```
long AmCreateTraceHist(long hApiCnxBase, long lSrcLinkId, long lDestLinkId,
long iTraceDir, long lCabTraceOutId, char *strComment);
```

Internal Basic syntax

```
Function AmCreateTraceHist(lSrcLinkId As Long, lDestLinkId As Long, iTraceDir
As Long, lCabTraceOutId As Long, strComment As String) As Long
```

Field of application

Version: 4.00

	Available
AssetCenter API	✓
Configuration script of a field or link	
"Script" type action	✓
Deployment workflow	
Wizard script	
FINISH.DO script of a wizard	✓

Input parameters

- **ISrcLinkId**: This parameter is the device/cable used for the source link.
- **IDestLinkId**: This parameter is the device/cable used for the destination link.
- **iTraceDir**: This parameter specifies the direction of the connection.
 - 0=host to user
 - 1=user to host
- **ICabTraceOutId**: This parameter is the cable trace output ID.
- **strComment**: This parameter is the comment to be associated with the trace operation.

Output parameters

- 0: Normal execution.
- Other than zero: Error code.

AmCreateTraceLink()



This function enables you to create a link between cable devices.

Internal Basic syntax

Function AmCreateTraceLink(iLinkType As Long, IAstCablId As Long, IPrtBunId As Long, IPrevLinkId As Long, iTraceDir As Long, IDutyId As Long, ILabelRuleId As Long) As Long

Field of application

Version: 4.3.0

Available	
AssetCenter API	
Configuration script of a field or link	
"Script" type action	
Deployment workflow	
Wizard script	
FINISH.DO script of a wizard	

Input parameters

- **iLinkType**: This parameter enables you to identify the type of element taken into account ("1" for a cable device, "0" for a cable).
- **IAstCablId**: This parameter contains the identifier of the asset associated with the cable device.
- **IPrtBunId**: This parameter contains the identifier of the record concerned by the operation. This identifier is taken in the amCableBundle table for a cable or in the amPort table for a cable device.
- **IPrevLinkId**: This parameter contains the identifier of the element used as starting point for the link.
- **iTraceDir**: This parameter enables you to specify the direction of the link. Either "HOST_TO_USER" or "USER_TO_HOST".
- **IDutyId**: This parameter contains the identifier of the link duty.
- **ILabelRuleId**: This parameter contains the identifier of the label rule of the link (by default, this value is null).

Output parameters

In case of error, there are two possibilities:

- In AssetCenter, the script containing the function is suspended and an error message issued to the user.
- If calling from an external program, you must call the [AmLastError\(\)](#) [page 359] function (and optionally the [AmLastErrorMsg\(\)](#) [page 360] function) to find out if an error occurred (and obtain its associated message).

AmCryptPassword()

This function encrypts the password of a user, identified by a login and password.

API syntax





```
long AmCryptPassword(long hApiCnxBase, char *strUser, char *strPasswd,
char *pStrCrypted, long lpStrCrypted);
```

Internal Basic syntax

Function `AmCryptPassword(strUser As String, strPasswd As String) As String`

Field of application

Version: 3.5

	Available
AssetCenter API	
Configuration script of a field or link	
"Script" type action	
Deployment workflow	
Wizard script	

	Available
FINISH.DO script of a wizard	

Input parameters

- **strUser**: This parameter contains the login of the user whose password you want to encrypt.
- **strPasswd**: This parameter contains, in plaintext, the password to be encrypted.

Output parameters

In case of error, there are two possibilities:

- In AssetCenter, the script containing the function is suspended and an error message issued to the user.
- If calling from an external program, you must call the [AmLastError\(\)](#) [page 359] function (and optionally the [AmLastErrorMsg\(\)](#) [page 360] function) to find out if an error occurred (and obtain its associated message).

AmCurrentDate()

This function returns the current date on the client workstation.

API syntax

```
long AmCurrentDate();
```

Internal Basic syntax

```
Function AmCurrentDate() As Date
```

Field of application

Version: 2.52

	Available
AssetCenter API	✓
Configuration script of a field or link	✓
"Script" type action	✓
Deployment workflow	
Wizard script	✓
FINISH.DO script of a wizard	✓

Output parameters

In case of error, there are two possibilities:

- In AssetCenter, the script containing the function is suspended and an error message issued to the user.
- If calling from an external program, you must call the [AmLastError\(\)](#) [page 359] function (and optionally the [AmLastErrorMsg\(\)](#) [page 360] function) to find out if an error occurred (and obtain its associated message).

Notes

If the database is configured to use time zones, the behavior of this function differs depending on whether it is called directly from AssetCenter or from an external program. In AssetCenter, this function behaves in the same way as the [Now\(\)](#) function in Basic. From external programs, the value returned by this function is expressed as GMT+0 and does not take daylight savings into account.

AmCurrentIsoLang()

This function returns the ISO language code of the language used in AssetCenter ("en" for English, "fr" for French, etc.).

API syntax






```
long AmCurrentIsoLang(char *pstrLanguage, long lLanguage);
```

Internal Basic syntax

```
Function AmCurrentIsoLang() As String
```

Field of application

Version: 4.00

	Available
AssetCenter API	
Configuration script of a field or link	
"Script" type action	
Deployment workflow	
Wizard script	
FINISH.DO script of a wizard	

Output parameters

In case of error, there are two possibilities:

- In AssetCenter, the script containing the function is suspended and an error message issued to the user.
- If calling from an external program, you must call the [AmLastError\(\)](#) [page 359] function (and optionally the [AmLastErrorMsg\(\)](#) [page 360] function) to find out if an error occurred (and obtain its associated message).

AmCurrentLanguage()

This function returns the language version of AssetCenter ("US" for English, "FR" for French, etc.).

API syntax






```
long AmCurrentLanguage(char *pstrLanguage, long lLanguage);
```

Internal Basic syntax

```
Function AmCurrentLanguage() As String
```

Field of application

Version: 3.00

	Available
AssetCenter API	
Configuration script of a field or link	
"Script" type action	
Deployment workflow	
Wizard script	
FINISH.DO script of a wizard	

Output parameters

In case of error, there are two possibilities:

- In AssetCenter, the script containing the function is suspended and an error message issued to the user.
- If calling from an external program, you must call the [AmLastError\(\)](#) [page 359] function (and optionally the [AmLastErrorMsg\(\)](#) [page 360] function) to find out if an error occurred (and obtain its associated message).

AmCurrentServerDate()

This function returns the current date on the server.

API syntax






```
long AmCurrentServerDate(long hApiCnxBase);
```

Internal Basic syntax

```
Function AmCurrentServerDate() As Date
```

Field of application

Version: 3.5

	Available
AssetCenter API	
Configuration script of a field or link	
"Script" type action	
Deployment workflow	
Wizard script	
FINISH.DO script of a wizard	

Output parameters

In case of error, there are two possibilities:

- In AssetCenter, the script containing the function is suspended and an error message issued to the user.
- If calling from an external program, you must call the [AmLastError\(\)](#) [page 359] function (and optionally the [AmLastErrorMsg\(\)](#) [page 360] function) to find out if an error occurred (and obtain its associated message).

AmDaDepAddComputers()

This function enables you to add deployment targets to an existing deployment instance.

API syntax

```
long AmDaDepAddComputers(long hApiCnxBase, long lInstanceId, char
*strSelection);
```

Internal Basic syntax

```
Function AmDaDepAddComputers(lInstanceId As Long, strSelection As String)
As Long
```

Field of application

Version: 4.2.0

	Available
AssetCenter API	✓
Configuration script of a field or link	
"Script" type action	✓
Deployment workflow	
Wizard script	
FINISH.DO script of a wizard	✓

Input parameters

- **InstanceId**: This parameter contains the identifier of the deployment instance concerned by the operation.
- **strSelection**: This parameter contains the list of identifiers (separated by commas) of the computers or computer groups to be added to the deployment instance.

Output parameters

In case of error, there are two possibilities:

- In AssetCenter, the script containing the function is suspended and an error message issued to the user.

- If calling from an external program, you must call the [AmLastError\(\)](#) [page 359] function (and optionally the [AmLastErrorMsg\(\)](#) [page 360] function) to find out if an error occurred (and obtain its associated message).

Example

```
' This sample will create a deployment instance on all computers belonging
to a given department
Dim hqComp As Long
Dim hr As Long
Dim lErr As Long
Dim lCompId As Long
Dim lDepInstanceId As Long

' Create the Deployment Instance with no associated computers, and in susp
ended mode
lDepInstanceId = AmDaDepCreateInstance( "Description", _
lServerId, _
lWfSchemeId, _
"", _
{pgWorkflow.cbtStart.Value}, _
FALSE )

' Create a query on all computers belonging to employees for the strDepart
FullName department
hqComp = AmQueryCreate()
lErr = AmQueryExec( hqComp, "SELECT lComputerId FROM amComputer WHERE Port
folio.User.FullName LIKE " & AmSqlTextConst( "/Company/Department1/%" ) )

While lErr = 0
lCompId = AmGetFieldLongValue( hqComp, 0 )
' Add the computer id to the instance
lErr = AmDaDepAddComputers( lDepInstanceId, CStr(lCompId) )
' And loop until done
lErr = AmQueryNext( hqComp )
Wend

' And now that all target computers have been added, start the instance
hr = AmGetRecordFromMainId("amDaDepInstance", lDepInstanceId )
lErr = AmSetFieldLongValue(hr, "seRequest", 1)
lErr = AmUpdateRecord(hr)
```

AmDaDepCopyInstance()

This function enables you to copy a deployment instance.

API syntax




```
long AmDaDepCopyInstance(long hApiCnxBase, long lInstanceld, char
*strStatusValues, long bStart);
```

Internal Basic syntax

```
Function AmDaDepCopyInstance(lInstanceld As Long, strStatusValues As
String, bStart As Long) As Long
```

Field of application

Version: 4.2.0

	Available
AssetCenter API	
Configuration script of a field or link	
"Script" type action	
Deployment workflow	
Wizard script	
FINISH.DO script of a wizard	

Input parameters

- **lInstanceld**: This parameter contains the identifier of the deployment instance to be copied.
- **strStatusValues**: This parameter contains the list of deployment statuses taken into account in the copy of the instance. You can thus copy only the targets for which the deployment status is "Failure" or "Pending" for the deployment instance to copy. The deployment statuses are identified by their associated value in the system itemized list (0: Pending; 1: In progress; 2: Success; 3: Failure).
- **bStart**: When this parameter is set to 1, the copied deployment instance is started straight away.

Output parameters

In case of error, there are two possibilities:

- In AssetCenter, the script containing the function is suspended and an error message issued to the user.
- If calling from an external program, you must call the [AmLastError\(\)](#) [page 359] function (and optionally the [AmLastErrorMsg\(\)](#) [page 360] function) to find out if an error occurred (and obtain its associated message).

Example

The following example starts a deployment instance on the pending or failed targets, by making a copy of the original deployment instance:

```
dim hr as Long
hr = 0
If [lDaDepInstanceId]
```

AmDaDepCreateInstance()

This function enable you to create a deployment instance.

API syntax

```
long AmDaDepCreateInstance(long hApiCnxBase, char *strDesc, long lServerId,
long lWfSchemeId, char *strSelection, long tmStart, long bStart);
```

Internal Basic syntax

```
Function AmDaDepCreateInstance(strDesc As String, lServerId As Long,
lWfSchemeId As Long, strSelection As String, tmStart As Date, bStart As Long)
As Long
```

Field of application

Version: 4.2.0

	Available
AssetCenter API	✓
Configuration script of a field or link	
"Script" type action	✓
Deployment workflow	
Wizard script	
FINISH.DO script of a wizard	✓

Input parameters

- **strDesc**: This parameter contains a description for the deployment instance.
- **IServerId**: This parameter contains the identifier of the deployment server to use. If you leave this parameter empty, the function used, if it exists, the server for which the "Default server" option is selected.
- **IWfSchemeld**: This parameter contains the identifier of the deployment workflow used to create the instance.
- **strSelection**: This parameter contains the list of identifiers (separated by commas) of the computers or computer groups targeted by the deployment.
- **tmStart**: This parameter contains the start date of the instance on the deployment server.
- **bStart**: When this parameter is set to 1, the deployment instance is started straight away.

Output parameters

In case of error, there are two possibilities:

- In AssetCenter, the script containing the function is suspended and an error message issued to the user.
- If calling from an external program, you must call the [AmLastError\(\)](#) [page 359] function (and optionally the [AmLastErrorMsg\(\)](#) [page 360] function) to find out if an error occurred (and obtain its associated message).

Example

```
' This sample will create a deployment instance on all computers belonging
to a given department
Dim hqComp As Long
Dim hr As Long
Dim lErr As Long
Dim lCompId As Long
Dim lDepInstanceId As Long

' Create the Deployment Instance with no associated computers, and in susp
ended mode
lDepInstanceId = AmDaDepCreateInstance( "Description", _
lServerId, _
lWfsSchemeId, _
"", _
{pgWorkflow.cbtStart.Value}, _
FALSE )

' Create a query on all computers belonging to employees for the strDepart
FullName department
hqComp = AmQueryCreate()
lErr = AmQueryExec( hqComp, "SELECT lComputerId FROM amComputer WHERE Port
folio.User.FullName LIKE " AmSqlTextConst( "/Company/Department1/%" )

While lErr = 0
lCompId = AmGetFieldLongValue( hqComp, 0 )
' Add the computer id to the instance
lErr = AmDaDepAddComputers( lDepInstanceId, CStr(lCompId) )
' And loop until done
lErr = AmQueryNext( hqComp )
Wend

' And now that all target computers have been added, start the instance
hr = AmGetRecordFromMainId("amDaDepInstance", lDepInstanceId )
lErr = AmSetFieldLongValue(hr, "seRequest", 1)
lErr = AmUpdateRecord(hr)
```

AmDateAdd()

This function calculates a new date according to a start date to which a real duration is added.

API syntax






```
long AmDateAdd(long tmStart, long tsDuration);
```

Internal Basic syntax

Function AmDateAdd(tmStart As Date, tsDuration As Long) As Date

Field of application

Version: 3.00

	Available
AssetCenter API	
Configuration script of a field or link	
"Script" type action	
Deployment workflow	
Wizard script	
FINISH.DO script of a wizard	

Input parameters

- **tmStart**: This parameter contains the date to which the duration is added.
- **tsDuration**: This parameter contains the duration, expressed in seconds, to be added to the date **tmStart**.

Output parameters

In case of error, there are two possibilities:

- In AssetCenter, the script containing the function is suspended and an error message issued to the user.
- If calling from an external program, you must call the [AmLastError\(\)](#) [page 359] function (and optionally the [AmLastErrorMsg\(\)](#) [page 360] function) to find out if an error occurred (and obtain its associated message).

Example

The following example illustrates the difference between the `amDateAdd()` and `amDateAddLogical()` functions. A duration of 30 days will be added to the date 1/1/1999 (January 1, 1999) using each of these functions.

AmDateAdd adds a real duration, 30 days in this case:

```
RetVal=AmDateAdd("1999/01/01", 2592000)
```

The function returns the value:

```
1999/01/31
```

AmDateAddLogical adds a logical duration, in this case 30 days (=1 month):

```
RetVal=AmDateAddLogical("1999/01/01", 2592000)
```

The function returns the value:

```
1999/02/01
```

AmDateAddLogical()

This function calculates a new date according to a start date to which a logical duration is added (1 month contains 30 days).

API syntax





```
long AmDateAddLogical(long tmStart, long tsDuration);
```

Internal Basic syntax

```
Function AmDateAddLogical(tmStart As Date, tsDuration As Long) As Date
```

Field of application

Version: 3.00

	Available
AssetCenter API	
Configuration script of a field or link	
"Script" type action	
Deployment workflow	
Wizard script	



Input parameters

- **tmStart:** This parameter contains the date to which the duration is added.
- **tsDuration:** This parameter contains the duration, expressed in seconds, to be added to the date **tmStart**.

Output parameters

In case of error, there are two possibilities:

- In AssetCenter, the script containing the function is suspended and an error message issued to the user.
- If calling from an external program, you must call the [AmLastError\(\)](#) [page 359] function (and optionally the [AmLastErrorMsg\(\)](#) [page 360] function) to find out if an error occurred (and obtain its associated message).

Example

The following example illustrates the difference between the `amDateAdd()` and `amDateAddLogical()` functions. A duration of 30 days will be added to the date 1/1/1999 (January 1, 1999) using each of these functions.

`AmDateAdd` adds a real duration, 30 days in this case:

```
RetVal=AmDateAdd("1999/01/01", 2592000)
```

The function returns the value:

```
1999/01/31
```

`AmDateAddLogical` adds a logical duration, in this case 30 days (=1 month):

```
RetVal=AmDateAddLogical("1999/01/01", 2592000)
```

The function returns the value:

```
1999/02/01
```


AmDateDiff()

This function calculates in the seconds the duration (or timespan) between two dates.

API syntax






```
long AmDateDiff(long tmEnd, long tmStart);
```

Internal Basic syntax

```
Function AmDateDiff(tmEnd As Date, tmStart As Date) As Date
```

Field of application

Version: 3.00

	Available
AssetCenter API	
Configuration script of a field or link	
"Script" type action	
Deployment workflow	
Wizard script	
FINISH.DO script of a wizard	

Input parameters

- **tmEnd:** This parameter contains the end date of the period for which the calculation is carried out.
- **tmStart:** This parameter contains the start date of the period for which the calculation is carried out.

Output parameters

In case of error, there are two possibilities:

- In AssetCenter, the script containing the function is suspended and an error message issued to the user.
- If calling from an external program, you must call the `AmLastError()` [page 359] function (and optionally the `AmLastErrorMsg()` [page 360] function) to find out if an error occurred (and obtain its associated message).

Example

The following example calculates the time elapsed between 01/01/98 and 01/01/99.

```
AmDateDiff("1998/01/01 00:00:00", "1999/01/01 00:00:00")
```

AmDbExecAql()

This function enables you to execute an AQL query on the database.

API syntax

```
long AmDbExecAql(long hApiCnxBase, char *strAqlStatement);
```



Internal Basic syntax

```
Function AmDbExecAql(strAqlStatement As String) As Long
```

Field of application

Version: 4.1.0

AssetCenter API	Available 
-----------------	---

	Available
Configuration script of a field or link	
"Script" type action	
Deployment workflow	
Wizard script	
FINISH.DO script of a wizard	

Input parameters

- ◆ **strAqlStatement:** This parameter contains the AQL query to execute.

Output parameters

- 0: Normal execution.
- Other than zero: Error code.

AmDbGetDate()

This function returns the result, in date format, of the AQL query. If the query does not return a result, the value 0 is returned without triggering an error.

API syntax

```
long AmDbGetDate(long hApiCnxBase, char *strQuery);
```

Internal Basic syntax

```
Function AmDbGetDate(strQuery As String) As Date
```

Field of application

Version: 3.5

	Available
AssetCenter API	✓
Configuration script of a field or link	✓
"Script" type action	✓
Deployment workflow	
Wizard script	✓
FINISH.DO script of a wizard	✓

Input parameters

- ◆ **strQuery**: This parameter contains the full AQL query whose result you want to recover.

Output parameters

In case of error, there are two possibilities:

- In AssetCenter, the script containing the function is suspended and an error message issued to the user.
- If calling from an external program, you must call the [AmLastError\(\)](#) [page 359] function (and optionally the [AmLastErrorMsg\(\)](#) [page 360] function) to find out if an error occurred (and obtain its associated message).

AmDbGetDouble()

This function returns the result (as a double-precision number), of the AQL query. If the query does not return a result, the value 0 is returned without triggering an error.

API syntax






```
double AmDbGetDouble(long hApiCnxBase, char *strQuery);
```

Internal Basic syntax

```
Function AmDbGetDouble(strQuery As String) As Double
```

Field of application

Version: 3.5

	Available
AssetCenter API	
Configuration script of a field or link	
"Script" type action	
Deployment workflow	
Wizard script	
FINISH.DO script of a wizard	

Input parameters

- ◆ **strQuery**: This parameter contains the full AQL query whose result you want to recover.

Output parameters

In case of error, there are two possibilities:

- In AssetCenter, the script containing the function is suspended and an error message issued to the user.
- If calling from an external program, you must call the [AmLastError\(\)](#) [page 359] function (and optionally the [AmLastErrorMsg\(\)](#) [page 360] function) to find out if an error occurred (and obtain its associated message).

AmDbGetList()

This function returns, as a list, the result of an AQL query. The number of elements selected by the AQL query is limited to 99.

API syntax

```
long AmDbGetList(long hApiCnxBase, char *strQuery, char *pstrResult, long
IResult, char *strColSep, char *strLineSep, char *strIdSep);
```

Internal Basic syntax

Function `AmDbGetList(strQuery As String, strColSep As String, strLineSep As String, strIdSep As String) As String`

Field of application

Version: 3.00

	Available
AssetCenter API	✓
Configuration script of a field or link	✓
"Script" type action	✓
Deployment workflow	
Wizard script	✓
FINISH.DO script of a wizard	✓

Input parameters

- **strQuery**: This parameter contains the AQL query you want to execute.
- **strColSep**: This parameter contains the character used as column separator in the result given by the function.
- **strLineSep**: This parameter contains the character used as line separator in the result given by the function.
- **strIdSep**: This parameter contains the character used as identifier separator in the result given by the function.

Output parameters

In case of error, there are two possibilities:

- In AssetCenter, the script containing the function is suspended and an error message issued to the user.
- If calling from an external program, you must call the `AmLastError()` [page 359] function (and optionally the `AmLastErrorMsg()` [page 360] function) to find out if an error occurred (and obtain its associated message).

AmDbGetListEx()

This function returns, as a list, the result of an AQL query. Unlike the **AmDbGetList** function, this function is not limited in the number of elements selected by the AQL query.

API syntax






```
long AmDbGetListEx(long hApiCnxBase, char *strQuery, char *pstrResult,
long lResult, char *strColSep, char *strLineSep, char *strIdSep);
```

Internal Basic syntax

```
Function AmDbGetListEx(strQuery As String, strColSep As String, strLineSep
As String, strIdSep As String) As String
```

Field of application

Version: 3.5

	Available
AssetCenter API	
Configuration script of a field or link	
"Script" type action	
Deployment workflow	
Wizard script	
FINISH.DO script of a wizard	

Input parameters

- **strQuery**: This parameter contains the AQL query you want to execute.
- **strColSep**: This parameter contains the character used as column separator in the result given by the function.
- **strLineSep**: This parameter contains the character used as line separator in the result given by the function.

- **strIdSep:** This parameter contains the character used as identifier separator in the result given by the function.

Output parameters

In case of error, there are two possibilities:

- In AssetCenter, the script containing the function is suspended and an error message issued to the user.
- If calling from an external program, you must call the [AmLastError\(\)](#) [page 359] function (and optionally the [AmLastErrorMsg\(\)](#) [page 360] function) to find out if an error occurred (and obtain its associated message).

AmDbGetLong()

This function returns the result of an AQL query. If the query does not return a result, the value 0 is returned without triggering an error.

API syntax




```
long AmDbGetLong(long hApiCnxBase, char *strQuery);
```

Internal Basic syntax

```
Function AmDbGetLong(strQuery As String) As Long
```

Field of application

Version: 3.00

	Available
AssetCenter API	
Configuration script of a field or link	
"Script" type action	
Deployment workflow	

	Available
Wizard script	
FINISH.DO script of a wizard	

Input parameters

- ◆ **strQuery**: This parameter contains the full AQL query whose result you want to recover.

Output parameters

In case of error, there are two possibilities:

- In AssetCenter, the script containing the function is suspended and an error message issued to the user.
- If calling from an external program, you must call the [AmLastError\(\)](#) [page 359] function (and optionally the [AmLastErrorMsg\(\)](#) [page 360] function) to find out if an error occurred (and obtain its associated message).

Example

The following example returns the identifier of a product supplier:

```
AmDbGetLong("SELECT lSuppId FROM amProdSupp WHERE lProdId="+Str([ProdId])+
")
```

AmDbGetPk()

This function returns the primary key of a table according to the WHERE clause in an AQL query. If the query does not return a result, the value 0 is returned without triggering an error.

API syntax






```
long AmDbGetPk(long hApiCnxBase, char *strTableName, char *strWhere);
```

Internal Basic syntax

Function AmDbGetPk(strTableName As String, strWhere As String) As Long

Field of application

Version: 3.00

	Available
AssetCenter API	
Configuration script of a field or link	
"Script" type action	
Deployment workflow	
Wizard script	
FINISH.DO script of a wizard	

Input parameters

- **strTableName**: SQL name of the table whose primary key you want to recover.
- **strWhere**: WHERE clause in an AQL query.

Output parameters

In case of error, there are two possibilities:

- In AssetCenter, the script containing the function is suspended and an error message issued to the user.
- If calling from an external program, you must call the [AmLastError\(\)](#) [page 359] function (and optionally the [AmLastErrorMsg\(\)](#) [page 360] function) to find out if an error occurred (and obtain its associated message).

AmDbGetString()

This function returns the result of an AQL query as a formatted string. The number of elements selected by the AQL query is limited to 99.

 **Warning:**

Do not use this function to recover the value of a single string type field. This function is similar to the AmDbGetList and AmDbGetListEx functions.

API syntax






```
long AmDbGetString(long hApiCnxBase, char *strQuery, char *pstrResult,
long lResult, char *strColSep, char *strLineSep);
```

Internal Basic syntax

```
Function AmDbGetString(strQuery As String, strColSep As String, strLineSep
As String) As String
```

Field of application

Version: 3.00

	Available
AssetCenter API	
Configuration script of a field or link	
"Script" type action	
Deployment workflow	
Wizard script	
FINISH.DO script of a wizard	

Input parameters

- **strQuery:** This parameter contains the AQL query you want to execute.
- **strColSep:** This parameter contains the character used as column separator in the final string.
- **strLineSep:** This parameter contains the character used as line separator in the final string.

Output parameters

In case of error, there are two possibilities:

- In AssetCenter, the script containing the function is suspended and an error message issued to the user.
- If calling from an external program, you must call the `AmLastError()` [page 359] function (and optionally the `AmLastErrorMsg()` [page 360] function) to find out if an error occurred (and obtain its associated message).

Notes

In the API syntax, the `IResult` parameter must contain the expected size of the resulting value.

Example

```
Dim strList As String
strList = amDbGetList("Select Name, FullName from amEmplDept Where Name Li
ke 'C%'", "|", ",", "=")
```

returns the string:

```
Carpenter|/Taltek/I.S. Department/Carpenter\, Jerome\, DEMO-M016/=23459,Ch
avez|/Taltek/I.S. Department/Chavez\, Philip\, DEMO-M014/=23460,Chouraqui|
/Taltek/Sales/Los Angeles Agency/Chouraqui\, Thomas\, DEMO-M017/=23491,Cip
riani|/Taltek/Sales/Los Angeles Agency/Cipriani\, Fred\, DEMO-M018/=23492,
Clech|/Taltek/Sales/Burbank Agency/Clech\, Richard\, DEMO-M021/=23482,Colo
mbo|/Taltek/Finance/Colombo\, Gerald\, DEMO-M022/=23441
```

The escape character `\` is used before commas.

The same query with `amDbGetString()` does not add escape characters, which makes it inappropriate to fill a list. For example:

```
amDbGetString("Select FullName from amEmplDept Where Name Like 'C%'", "|",
chr(10), "")
```

displays:

```
/Taltek/I.S. Department/Carpenter, Jerome, DEMO-M016/
/Taltek/I.S. Department/Chavez, Philip, DEMO-M014/
/Taltek/Sales/Los Angeles Agency/Chouraqui, Thomas, DEMO-M017/
/Taltek/Sales/Los Angeles Agency/Cipriani, Fred, DEMO-M018/
/Taltek/Sales/Burbank Agency/Clech, Richard, DEMO-M021/
/Taltek/Finance/Colombo, Gerald, DEMO-M022/
```

AmDbGetStringEx()

This function returns, as a character string, the result of an AQL query. The difference with the **AmDbGetString** function is that this function is not limited in the number of elements selected by the AQL query.

Warning:

Do not use this function to recover the value of a single string type field. This function is similar to the AmDbGetList and AmDbGetListEx functions.

API syntax





```
long AmDbGetStringEx(long hApiCnxBase, char *strQuery, char *pstrResult,
long IResult, char *strColSep, char *strLineSep);
```

Internal Basic syntax

```
Function AmDbGetStringEx(strQuery As String, strColSep As String, strLineSep
As String) As String
```

Field of application

Version: 3.5

	Available
AssetCenter API	
Configuration script of a field or link	
"Script" type action	
Deployment workflow	
Wizard script	

	Available
FINISH.DO script of a wizard	

Input parameters

- **strQuery**: This parameter contains the AQL query you want to execute.
- **strColSep**: This parameter contains the character used as column separator in the final string.
- **strLineSep**: This parameter contains the character used as line separator in the final string.

Output parameters

In case of error, there are two possibilities:

- In AssetCenter, the script containing the function is suspended and an error message issued to the user.
- If calling from an external program, you must call the [AmLastError\(\)](#) [page 359] function (and optionally the [AmLastErrorMsg\(\)](#) [page 360] function) to find out if an error occurred (and obtain its associated message).

AmDeadline()

This function calculates a deadline according to a calendar, a start date and a number of working seconds elapsed.

API syntax

```
long AmDeadline(long hApiCnxBase, char *strCalendarSqlName, long tmStart, long tsDuration);
```

Internal Basic syntax

```
Function AmDeadline(strCalendarSqlName As String, tmStart As Date, tsDuration As Long) As Date
```

Field of application

Version: 3.00

	Available
AssetCenter API	✓
Configuration script of a field or link	✓
"Script" type action	✓
Deployment workflow	
Wizard script	✓
FINISH.DO script of a wizard	✓

Input parameters

- **strCalendarSqlName:** This parameter contains the SQL name of the calendar of working periods used as a basis for calculating the deadline.
- **tmStart:** This parameter contains the start date of the period.
- **tsDuration:** This parameter contains the number of working seconds since the start date of the period.

Output parameters

In case of error, there are two possibilities:

- In AssetCenter, the script containing the function is suspended and an error message issued to the user.
- If calling from an external program, you must call the [AmLastError\(\)](#) [page 359] function (and optionally the [AmLastErrorMsg\(\)](#) [page 360] function) to find out if an error occurred (and obtain its associated message).

Example

The following example calculates the deadline according to the calendar whose SQL name is "Calendar_Paris", from a period start date set to 01/09/1998 at 8 a.m. and for a number of seconds equal to 450,000.

```
AmDeadLine("Calendar_Paris", "1998/09/01 08:00:00", 450000)
```

This example returns the deadline, i.e. 22/09/1998 at 6 p.m.

AmDecrementLogLevel()


This function enables you to go up one level in the hierarchy of a log window in the final page of a wizard.

Internal Basic syntax

Function AmDecrementLogLevel() As Long

Field of application

Version: 3.5

Available	
AssetCenter API	
Configuration script of a field or link	
"Script" type action	
Deployment workflow	
Wizard script	
FINISH.DO script of a wizard	

Output parameters

In case of error, there are two possibilities:

- In AssetCenter, the script containing the function is suspended and an error message issued to the user.
- If calling from an external program, you must call the [AmLastError\(\)](#) [page 359] function (and optionally the [AmLastErrorMsg\(\)](#) [page 360] function) to find out if an error occurred (and obtain its associated message).

AmDefAssignee()

This function searches for the ID number of the default ticket supervisor for a given employee group.

API syntax

```
long AmDefAssignee(long hApiCnxBase, long IGroupId);
```

Internal Basic syntax

Function AmDefAssignee(IGroupId As Long) As Long

Field of application

Version: 3.00

	Available
AssetCenter API	✓
Configuration script of a field or link	✓
"Script" type action	✓
Deployment workflow	
Wizard script	✓
FINISH.DO script of a wizard	✓

Input parameters

- ◆ **IGroupId:** This parameter contains the ID number of an employee group.

Output parameters

In case of error, there are two possibilities:

- In AssetCenter, the script containing the function is suspended and an error message issued to the user.

- If calling from an external program, you must call the `AmLastError()` [page 359] function (and optionally the `AmLastErrorMsg()` [page 360] function) to find out if an error occurred (and obtain its associated message).

Example

The following generic example returns the identifier of the default supervisor for an employee group:

```
AmDefAssignee ([lGroupId])
```

You can directly enter the numeric value of the identifier, as in the following example:

```
AmDefAssignee (24)
```

AmDefaultCurrency()

Returns the default currency used in AssetCenter.

API syntax



```
long AmDefaultCurrency(long hApiCnxBase, char *return, long lreturn);
```



Internal Basic syntax

```
Function AmDefaultCurrency() As String
```

Field of application

Version: 3.5

	Available
AssetCenter API	
Configuration script of a field or link	
"Script" type action	

	Available
Deployment workflow	
Wizard script	
FINISH.DO script of a wizard	

Output parameters

In case of error, there are two possibilities:

- In AssetCenter, the script containing the function is suspended and an error message issued to the user.
- If calling from an external program, you must call the [AmLastError\(\)](#) [page 359] function (and optionally the [AmLastErrorMsg\(\)](#) [page 360] function) to find out if an error occurred (and obtain its associated message).

AmDefEscalationScheme()

This function searches for the default escalation scheme according to the location and severity of the helpdesk ticket.

API syntax

```
long AmDefEscalationScheme(long hApiCnxBase, char *strLocFullName, long ISeverityLvl);
```

Internal Basic syntax

```
Function AmDefEscalationScheme(strLocFullName As String, ISeverityLvl As Long) As Long
```

Field of application

Version: 3.00

	Available
AssetCenter API	✓
Configuration script of a field or link	✓
"Script" type action	✓
Deployment workflow	
Wizard script	✓
FINISH.DO script of a wizard	✓

Input parameters

- **strLocFullName:** This parameter contains the full name of the location.
- **lSeverityLvl:** This parameter contains the value of the severity.

Output parameters

In case of error, there are two possibilities:

- In AssetCenter, the script containing the function is suspended and an error message issued to the user.
- If calling from an external program, you must call the [AmLastError\(\)](#) [page 359] function (and optionally the [AmLastErrorMsg\(\)](#) [page 360] function) to find out if an error occurred (and obtain its associated message).

Example

The following generic example returns the identifier of the default escalation scheme according to the location and the severity:

```
AmDefEscalationScheme ([Asset.Location.FullName], [Severity.lSeverityLvl])
```

You can directly enter the value of the parameters, as in the following example:

```
AmDefEscalationScheme ( "/Location/", 24)
```

AmDefGroup()

This function returns the ID number of the default helpdesk group according to the type of problem, the location, and the maintenance contract.

API syntax

```
long AmDefGroup(long hApiCnxBase, long IProblemClassId, char
*strLocFullName, long IAssetMainCntld);
```

Internal Basic syntax

```
Function AmDefGroup(IProblemClassId As Long, strLocFullName As String,
IAssetMainCntld As Long) As Long
```

Field of application

Version: 3.00

	Available
AssetCenter API	✓
Configuration script of a field or link	✓
"Script" type action	✓
Deployment workflow	
Wizard script	✓
FINISH.DO script of a wizard	✓

Input parameters

- **IProblemClassId:** This parameter contains the ID number for a problem type.
- **strLocFullName:** This parameter contains the full name of a location.
- **IAssetMainCntld:** This parameter contains the ID number of a maintenance contract.

Output parameters

In case of error, there are two possibilities:

- In AssetCenter, the script containing the function is suspended and an error message issued to the user.

- If calling from an external program, you must call the `AmLastError()` [page 359] function (and optionally the `AmLastErrorMsg()` [page 360] function) to find out if an error occurred (and obtain its associated message).

Notes

The method used to define the default helpdesk group is the following:

- 1 The function searches the helpdesk groups associated with the problem type of the ticket.
- 2 From these groups, the function searches the helpdesk groups associated with the "nearest" location to the asset: direct location, else parent location, and so on until the root location.
- 3 If no group is found, and if the DBMS supports double outer joins, the function searches groups that aren't associated with a location.
For the list of DBMSs that support double external joints, refer to the **Helpdesk guide**, chapter **References (Helpdesk)**, section **DBMSs supporting double outer-joins**.
- 4 If the DBMS supports double outer joins, the function selects, from the groups found previously, the helpdesk group linked to maintenance contracts covering the asset.
- 5 If no group is found, the function repeats steps 1, 2, 3 and 4 starting from the problem type a level up in the hierarchy of problems until it reaches the root of the problem-type tree.

Example

The following generic example calculates the ID number of the default helpdesk group according to three parameters: the type of problem, the location, and the maintenance contract.

```
AmDefGroup ([ProblemClass.lPbClassId], [Asset.Location.FullName], [Asset.lMaintCntrId])
```

You can directly enter the numeric value of the parameters using the ID numbers, as shown in the following example:

```
AmDefGroup(0, [Asset.Location.FullName], 0)
```

AmDeleteLink()

This function deletes a links of a record.

API syntax




```
long AmDeleteLink(long hApiRecord, char *strLinkName, long hApiRecDest);
```

Internal Basic syntax

Function AmDeleteLink(hApiRecord As Long, strLinkName As String, hApiRecDest As Long) As Long

Field of application

Version: 3.00

	Available
AssetCenter API	
Configuration script of a field or link	
"Script" type action	
Deployment workflow	
Wizard script	
FINISH.DO script of a wizard	

Input parameters

- **hApiRecord:** This parameter contains the handle of the record containing the link to be deleted.
- **strLinkName:** This parameter contains the SQL name of the link to be deleted.
- **hApiRecDest:** This parameter contains a handle of the target record of the link to be deleted.

Output parameters

- 0: Normal execution.
- Other than zero: Error code.

AmDeleteRecord()

This function deletes a record in the database.

API syntax




```
long AmDeleteRecord(long hApiRecord);
```

Internal Basic syntax

```
Function AmDeleteRecord(hApiRecord As Long) As Long
```

Field of application

Version: 2.52

	Available
AssetCenter API	
Configuration script of a field or link	
"Script" type action	
Deployment workflow	
Wizard script	
FINISH.DO script of a wizard	

Input parameters

- ◆ **hApiRecord:** This parameter contains a handle of the record you want to delete.

Output parameters

- 0: Normal execution.
- Other than zero: Error code.

AmDisconnectTrace()

The AmDisconnectTrace API disconnects the trace between a user node (IEndId) and host node (IStartId) in the cable link table. If either node is at the end of a trace, it will be deleted from the cable link table. It also creates trace history and trace operations entries based on the disconnect.

API syntax



```
long AmDisconnectTrace(long hApiCnxBase, long IStartId, long IEndId, char
*strComment, long ICabTraceOutId);
```

Internal Basic syntax

```
Function AmDisconnectTrace(IStartId As Long, IEndId As Long, strComment
As String, ICabTraceOutId As Long) As Long
```

Field of application

Version: 4.00

	Available
AssetCenter API	
Configuration script of a field or link	
"Script" type action	
Deployment workflow	
Wizard script	



Input parameters

- **IStartId:** This parameter defines the host connection ID that will be disconnected.
- **IEndId:** This parameter defines the user connection ID that will be disconnected.
- **strComment:** This parameter is the string operation to show new connects and disconnects.
- **ICabTraceOutId:** This parameter is the cable trace output ID.

Output parameters

- 0: Normal execution.
- Other than zero: Error code.

AmDuplicateRecord()

This function enables you to duplicate a record.

API syntax




```
long AmDuplicateRecord(long hApiRecord, long bInsert);
```

Internal Basic syntax

```
Function AmDuplicateRecord(hApiRecord As Long, bInsert As Long) As Long
```

Field of application

Version: 4.00

	Available
AssetCenter API	
Configuration script of a field or link	
"Script" type action	
Deployment workflow	
Wizard script	
FINISH.DO script of a wizard	

Input parameters

- **hApiRecord**: This parameter contains the handle of the record to duplicate.
- **blInsert**: This parameter enables you to specify whether you want to insert the duplicated record immediately (=1) or not (=0).

Output parameters

- 0: Normal execution.
- Other than zero: Error code.

AmEndOfNthBusinessDay()

Gives the last business hour of the nth day (identified by the integer **IDayCount**) from a given date according to a calendar.

API syntax

```
long AmEndOfNthBusinessDay(long hApiCnxBase, char *strCalendarSqlName,
long tmStart, long IDayCount);
```

Internal Basic syntax

```
Function AmEndOfNthBusinessDay(strCalendarSqlName As String, tmStart
As Date, IDayCount As Long) As Date
```

Field of application

Version: 3.00

	Available
AssetCenter API	✓
Configuration script of a field or link	✓
"Script" type action	✓
Deployment workflow	
Wizard script	✓
FINISH.DO script of a wizard	✓

Input parameters

- **strCalendarSqlName**: Name of the calendar used for the calculation.
- **tmStart**: Start date for the calculation.
- **IDayCount**: Number of full business days to add to dStart for the calculation.

Output parameters

In case of error, there are two possibilities:

- In AssetCenter, the script containing the function is suspended and an error message issued to the user.
- If calling from an external program, you must call the [AmLastError\(\)](#) [page 359] function (and optionally the [AmLastErrorMsg\(\)](#) [page 360] function) to find out if an error occurred (and obtain its associated message).

AmEnumValList()

This function returns a string containing all the values of a custom itemized list. The different values are sorted alphabetically and are delimited by the separator indicated in the **strLineSep** parameter.

If an itemized list value contains the character used as the separator or a "\", the "\\" prefix is used.

API syntax






```
long AmEnumValList(long hApiCnxBase, char *strEnumName, char *pstrValList,
long lValList, long bNoCase, char *strLineSep);
```

Internal Basic syntax

```
Function AmEnumValList(strEnumName As String, bNoCase As Long,
strLineSep As String) As String
```

Field of application

Version: 4.00

	Available
AssetCenter API	
Configuration script of a field or link	
"Script" type action	
Deployment workflow	
Wizard script	
FINISH.DO script of a wizard	

Input parameters

- **strEnumName**: This parameter contains the SQL name of the itemized list for which you want to recover the values.
- **bNoCase**: This parameter enables you to specify whether the sort is case sensitive (=1) or not (=0).
- **strLineSep**: This parameter contains the character used to delimit the itemized-list values.

Output parameters

In case of error, there are two possibilities:

- In AssetCenter, the script containing the function is suspended and an error message issued to the user.

- If calling from an external program, you must call the `AmLastError()` [page 359] function (and optionally the `AmLastErrorMsg()` [page 360] function) to find out if an error occurred (and obtain its associated message).

AmEvalScript()

This function enables you to evaluate a script by its name from the current context. This function has two uses:

- Evaluate a system script (Default value, Mandatory, etc,)
- Call a function from a script library.

Internal Basic syntax

Function `AmEvalScript(strScriptName As String, strObject As String, strPath As String, ...) As Variant`

Field of application

Version: 4.00

Available	
AssetCenter API	
Configuration script of a field or link	✓
"Script" type action	✓
Deployment workflow	
Wizard script	
FINISH.DO script of a wizard	

Input parameters

- **strScriptName:** This parameter contains the name of the script to evaluate. In the first case, it is the name of the system script (DefVal, etc.). In the second case, it is the name of a script library.
- **strObject:** This parameter contains the object concerned by the script. It can be the SQL name of a field or the name of a function from the library.

- **strPath**: This optional parameter enables you to specify a path (link.link.link...) to shift the context of evaluation of a script. This parameter does not work in the second case.
- **...**: When calling a function from a script library, enables you to pass parameters to the function called.

Output parameters

In case of error, there are two possibilities:

- In AssetCenter, the script containing the function is suspended and an error message issued to the user.
- If calling from an external program, you must call the [AmLastError\(\)](#) [page 359] function (and optionally the [AmLastErrorMsg\(\)](#) [page 360] function) to find out if an error occurred (and obtain its associated message).

Notes

The following is a list of usable system script names:

- For a table: IsValid, IsRelevant
- For a field: DefVal, Mandatory, Historized, ReadOnly, Irrelevant
- For a link: Historized, Filter, Irrelevant
- For a feature: DefVal, Mandatory, Available, Historized

AmExecTransition()


This function triggers a valid transition from the current page.

Internal Basic syntax

Function AmExecTransition(strTransName As String) As Long

Field of application

Version: 3.00

Available	
AssetCenter API	
Configuration script of a field or link	
"Script" type action	
Deployment workflow	
Wizard script	
FINISH.DO script of a wizard	

Input parameters

- ◆ **strTransName:** This parameter contains the name of the transition as defined in the wizard script. An error is returned if the transition is not found. The function does not work (and does not return an error) if the transition is not valid.

Output parameters

- 0: Normal execution.
- Other than zero: Error code.

AmExecuteActionByld()

This function executes an action as identified by its identifier.

API syntax




```
long AmExecuteActionByld(long hApiCnxBase, long IActionId, char
*strTableName, long IRecordId);
```

Internal Basic syntax

```
Function AmExecuteActionByld(IActionId As Long, strTableName As String,
IRecordId As Long) As Long
```


Field of application

Version: 3.00

	Available
AssetCenter API	
Configuration script of a field or link	
"Script" type action	
Deployment workflow	
Wizard script	
FINISH.DO script of a wizard	

Input parameters

- **IActionId**: This parameter contains the identifier of the action to be executed.
- **strTableName**: In the case of a contextual action, this parameter contains the SQL name of the table on which the action is executed. If this parameter is omitted, in the case of a contextual action, the function will fail. For non-contextual actions, this parameter is not interpreted and therefore optional.
- **IRecordId**: This parameter contains the identifier of a possible record concerned by the action. For non-contextual actions, this parameter is not interpreted and therefore optional.

Output parameters

- 0: Normal execution.
- Other than zero: Error code.

AmExecuteActionByName()

This function executes an action as identified by its SQL name.

API syntax

```
long AmExecuteActionByName(long hApiCnxBase, char *strSqlName, char *strTableName, long IRecordId);
```

Internal Basic syntax

```
Function AmExecuteActionByName(strSqlName As String, strTableName As String, IRecordId As Long) As Long
```

Field of application

Version: 3.00

	Available
AssetCenter API	✓
Configuration script of a field or link	
"Script" type action	✓
Deployment workflow	
Wizard script	
FINISH.DO script of a wizard	✓

Input parameters

- **strSqlName:** This parameter contains the SQL name of the action to be executed.
- **strTableName:** In the case of a contextual action, this parameter contains the SQL name of the table on which the action is executed. If this parameter is omitted, in the case of a contextual action, the function will fail. For non-contextual actions, this parameter is not interpreted and therefore optional.
- **IRecordId:** This parameter contains the identifier of a possible record concerned by the action. For non-contextual actions, this parameter is not interpreted and therefore optional.

Output parameters

- 0: Normal execution.
- Other than zero: Error code.

AmExportDocument()

This function enables you to export a document attached to a record.

API syntax






```
long AmExportDocument(long hApiCnxBase, long IDocId, char *strFileName);
```

Internal Basic syntax

```
Function AmExportDocument(IDocId As Long, strFileName As String) As Long
```

Field of application

Version: 4.00

	Available
AssetCenter API	
Configuration script of a field or link	
"Script" type action	
Deployment workflow	
Wizard script	
FINISH.DO script of a wizard	

Input parameters

- **IDocId**: This parameter contains the identifier of the document to export.
- **strFileName**: This parameter contains the name of the document to export, as it is stored in the FileName field of the Documents table.

Output parameters

- 0: Normal execution.
- Other than zero: Error code.

AmExportReport()




This function enables you to export a Crystal Report from the database.

Internal Basic syntax

Function AmExportReport(IReportId As Long, strFileName As String) As Long

Field of application

Version: 4.3.0

	Available
AssetCenter API	
Configuration script of a field or link	
"Script" type action	
Deployment workflow	
Wizard script	
FINISH.DO script of a wizard	

Input parameters

- **IReportId**: This parameter contains the identifier of the Crystal Reports record to be exported.
- **strFileName**: This parameter contains the full path of the file to which the export is made.

Output parameters

- 0: Normal execution.
- Other than zero: Error code.

AmFindCable()

The AmFindCable API finds the next available cable that runs between a given user location (IUserId) and host location (IHostId). The cable must be of the specified cable type (strCabType) and cable role (strCableRole). The cable must also have a status of "Available". The cables are sorted in ascending order by cable ID and only cables greater than the previous cable ID (IPrevCablId) are selected.

API syntax





```
long AmFindCable(long hApiCnxBase, long IPrevCableId, char *strCabType,
long IUserId, long IHostId, char *strCableRole);
```

Internal Basic syntax

```
Function AmFindCable(IPrevCableId As Long, strCabType As String, IUserId
As Long, IHostId As Long, strCableRole As String) As Long
```

Field of application

Version: 4.00

	Available
AssetCenter API	
Configuration script of a field or link	
"Script" type action	
Deployment workflow	
Wizard script	

	Available
FINISH.DO script of a wizard	

Input parameters

- **IPrevCableId:** This parameter is the ID of the previous cable.
- **strCabType:** This parameter defines the cable type for searching.
- **IUserId:** This parameter defines the user location ID.
- **IHostId:** This parameter defines the host location ID.
- **strCableRole:** This parameter is the cable role to locate.

Output parameters

In case of error, there are two possibilities:

- In AssetCenter, the script containing the function is suspended and an error message issued to the user.
- If calling from an external program, you must call the [AmLastError\(\)](#) [page 359] function (and optionally the [AmLastErrorMsg\(\)](#) [page 360] function) to find out if an error occurred (and obtain its associated message).

AmFindDevice()

The AmFindDevice API finds a device of a given type (strDevType) in a given location (ILocId). The devices are sorted in ascending order by device ID and only devices greater than the previous device ID (IPrevDeviceId) are selected.

API syntax






```
long AmFindDevice(long hApiCnxBase, long IPrevDeviceId, char  
*strDeviceType, long ILocationId);
```

Internal Basic syntax

Function AmFindDevice(IPrevDeviceId As Long, strDeviceType As String, ILocationId As Long) As Long

Field of application

Version: 4.00

	Available
AssetCenter API	
Configuration script of a field or link	
"Script" type action	
Deployment workflow	
Wizard script	
FINISH.DO script of a wizard	

Input parameters

- **IPrevDeviceId**: This parameter defines the previous device ID searched. The value of 0 is used to start a search.
- **strDeviceType**: This parameter defines the device type to locate.
- **ILocationId**: This parameter is the location ID to search.

Output parameters

In case of error, there are two possibilities:

- In AssetCenter, the script containing the function is suspended and an error message issued to the user.
- If calling from an external program, you must call the [AmLastError\(\)](#) [page 359] function (and optionally the [AmLastErrorMsg\(\)](#) [page 360] function) to find out if an error occurred (and obtain its associated message).

AmFindRootLink()

This function enables you to recover the root link of a trace.

API syntax

```
long AmFindRootLink(long hApiCnxBase, long ILinkId);
```

Internal Basic syntax

```
Function AmFindRootLink(ILinkId As Long) As Long
```

Field of application

Version: 4.00

	Available
AssetCenter API	✓
Configuration script of a field or link	✓
"Script" type action	✓
Deployment workflow	
Wizard script	✓
FINISH.DO script of a wizard	✓

Input parameters

- ◆ **ILinkId**: This parameter contains the identifier of the link concerned by the operation.

Output parameters

The function returns the identifier of the root link.

AmFindTermDevice()

The AmFindTermDevice API finds the next available device in a given termination field (ITermField) for a given cable role (strCableRole). The devices are sorted in ascending order by sequence number and only assets greater than the previous sequence number (strPrevTermSeq) are selected. Also, for pin-based devices (bPinBased = 1), we check the total number of pins needed (iPinPortCount) against the total number of pins remaining on the device. For port-based devices (bPinBased = 0) we check to make sure there is at least one port remaining on the device and that the remaining port has the host or user side available by the checking the flag (bCheckAvail = 0 - user device, bCheckAvail = 1 - host device).

API syntax





```
long AmFindTermDevice(long hApiCnxBase, long iPrevTermSeq, long
ITermFieldId, char *strCableRole, long bPinBased, long iPinPortCount, long
bCheckAvail);
```

Internal Basic syntax

```
Function AmFindTermDevice(iPrevTermSeq As Long, ITermFieldId As Long,
strCableRole As String, bPinBased As Long, iPinPortCount As Long,
bCheckAvail As Long) As Long
```

Field of application

Version: 4.00

	Available
AssetCenter API	
Configuration script of a field or link	
"Script" type action	
Deployment workflow	
Wizard script	



Input parameters

- **iPrevTermSeq:** This parameter is the previous termination field's sequence searched. The value of 0 is used to start a search.
- **ITermFieldId:** This parameter is the termination field ID.
- **strCableRole:** This parameter is the cable role to locate.
- **bPinBased:** This parameter determines whether the device is pin-based or port-based.
- **iPinPortCount:** For pin-based devices, this parameter is the total number of pins needed to create a virtual port. For port-based devices, this parameter is 1 since this API is called per port needed.
- **bCheckAvail:** This parameter is used to determine what side of the port needs to be available.
 - 0=user device, check host available
 - 1=host device, check user available

Output parameters

In case of error, there are two possibilities:

- In AssetCenter, the script containing the function is suspended and an error message issued to the user.
- If calling from an external program, you must call the [AmLastError\(\)](#) [page 359] function (and optionally the [AmLastErrorMsg\(\)](#) [page 360] function) to find out if an error occurred (and obtain its associated message).

AmFindTermField()

The AmFindTermField API finds a termination field that provides the given duty (IDutyId) from the given location (lLocId). It will continue to find additional termination fields in a given location for a given duty if ITermFieldId is greater than 0.

API syntax

```
long AmFindTermField(long hApiCnxBase, long IDutyId, long ILocationId,
long IPrevTermFieldId);
```

Internal Basic syntax

```
Function AmFindTermField(IDutyId As Long, ILocationId As Long,
IPrevTermFieldId As Long) As Long
```

Field of application

Version: 4.00

	Available
AssetCenter API	✓
Configuration script of a field or link	✓
"Script" type action	✓
Deployment workflow	
Wizard script	✓
FINISH.DO script of a wizard	✓

Input parameters

- **IDutyId**: This parameter defines the duty to locate.
- **ILocationId**: This parameter is the location ID to search.
- **IPrevTermFieldId**: This parameter is the termination field ID.

Output parameters

In case of error, there are two possibilities:

- In AssetCenter, the script containing the function is suspended and an error message issued to the user.
- If calling from an external program, you must call the [AmLastError\(\)](#) [page 359] function (and optionally the [AmLastErrorMsg\(\)](#) [page 360] function) to find out if an error occurred (and obtain its associated message).

AmFlushTransaction()

This function purges the task lists of the agents (like after a database Commit operation).

API syntax




```
long AmFlushTransaction(long hApiCnxBase);
```

Internal Basic syntax

Function AmFlushTransaction() As Long

Field of application

Version: 4.3.0

	Available
AssetCenter API	
Configuration script of a field or link	
"Script" type action	
Deployment workflow	
Wizard script	
FINISH.DO script of a wizard	

Output parameters

- 0: Normal execution.
- Other than zero: Error code.

AmFormatCurrency()

This function displays a monetary value in a given currency. The standard symbol of the currency is also displayed.

API syntax






```
long AmFormatCurrency(double dAmount, char *strCurrency, char *pstrDisplay, long lDisplay);
```

Internal Basic syntax

Function AmFormatCurrency(dAmount As Double, strCurrency As String) As String

Field of application

Version: 4.3.0

	Available
AssetCenter API	
Configuration script of a field or link	
"Script" type action	
Deployment workflow	
Wizard script	
FINISH.DO script of a wizard	

Input parameters

- **dAmount:** This parameter contains the monetary value to be displayed.
- **strCurrency:** This parameter contains the currency used for the operation.

Output parameters

In case of error, there are two possibilities:

- In AssetCenter, the script containing the function is suspended and an error message issued to the user.
- If calling from an external program, you must call the [AmLastError\(\)](#) [page 359] function (and optionally the [AmLastErrorMsg\(\)](#) [page 360] function) to find out if an error occurred (and obtain its associated message).

Example

```
RetVal=amFormatCurrency(500, "USD")
```

This example displays:

```
US$500.00
```

AmFormatLong()

This function replaces a token in a character string with the value contained in a Long type variable.

API syntax

```
long AmFormatLong(long hApiCnxBase, long INumber, char *strFormat, char *pstrResult, long IResult);
```

Internal Basic syntax

```
Function AmFormatLong(INumber As Long, strFormat As String) As String
```

Field of application

Version: 4.3.0

	Available
AssetCenter API	✓
Configuration script of a field or link	✓
"Script" type action	✓
Deployment workflow	
Wizard script	✓
FINISH.DO script of a wizard	✓

Input parameters

- **INumber**: This parameter contains the Long to be inserted in the character string contained in the **strFormat** parameter.
- **strFormat**: This parameter contains the character string to process. All "%d" type tokens are replaced with the value contained in the **INumber** parameter.

Output parameters

In case of error, there are two possibilities:

- In AssetCenter, the script containing the function is suspended and an error message issued to the user.
- If calling from an external program, you must call the [AmLastError\(\)](#) [page 359] function (and optionally the [AmLastErrorMsg\(\)](#) [page 360] function) to find out if an error occurred (and obtain its associated message).

AmGeneratePlanningData()

This function enables you to generate a graphical planner viewer.

Internal Basic syntax

Function `AmGeneratePlanningData(strTableSqlName As String, strProperties As String, strIds As String) As String`

Field of application

Version: 4.3.0

	Available
AssetCenter API	
Configuration script of a field or link	✓
"Script" type action	✓
Deployment workflow	
Wizard script	✓
FINISH.DO script of a wizard	✓

Input parameters

- **strTableName**: This parameter contains the SQL name of the table containing the data from which the schedule is generated.
- **strProperties**: This parameter contains the properties of the created schedule.

 Note:

For more information on the syntax of these properties, refer to the Administration guide, References: parameter syntax of the planner viewer pages.

- **strIds**: This parameter contains the list of identifiers (separated by commas) of the records whose data is used to create the schedule.

Output parameters

In case of error, there are two possibilities:

- In AssetCenter, the script containing the function is suspended and an error message issued to the user.
- If calling from an external program, you must call the [AmLastError\(\)](#) [page 359] function (and optionally the [AmLastErrorMsg\(\)](#) [page 360] function) to find out if an error occurred (and obtain its associated message).

AmGenSqlName()

This function generates a valid SQL name from a classic string. Spaces are replaced by underscores ("_"). This function is especially useful for defining the default value of a SQL name for a feature based on its name.

API syntax






```
long AmGenSqlName(char *return, long lreturn, char *strText);
```

Internal Basic syntax

```
Function AmGenSqlName(strText As String) As String
```

Field of application

Version: 3.00

	Available
AssetCenter API	
Configuration script of a field or link	
"Script" type action	
Deployment workflow	
Wizard script	
FINISH.DO script of a wizard	

Input parameters

- ◆ **strText**: Character string used to generate the SQL name.

Output parameters

In case of error, there are two possibilities:

- In AssetCenter, the script containing the function is suspended and an error message issued to the user.
- If calling from an external program, you must call the [AmLastError\(\)](#) [page 359] function (and optionally the [AmLastErrorMsg\(\)](#) [page 360] function) to find out if an error occurred (and obtain its associated message).

Example

The following example defines the default value of the SQL name of an object called "Label" in the AssetCenter database:

```
RetVal=AmGenSQLName ([Label])
```

AmGetCatRef()

This function searches for a valid non-catalog reference for a given model (respecting the validity dates). The following rules are respected:

- `CatProduct.lModelId=lModelId`
- `CatProduct.lParentId=0`

The function returns a reference not created on the fly as its priority. If no references are found and the parameter **bCreate** is set to "1", a new non-catalog reference and a product are created (pointing to the model).

API syntax




```
long AmGetCatRef(long hApiCnxBase, long lModelId, long bCreate);
```

Internal Basic syntax

```
Function AmGetCatRef(lModelId As Long, bCreate As Long) As Long
```

Field of application

Version: 4.1.0

	Available
AssetCenter API	
Configuration script of a field or link	
"Script" type action	
Deployment workflow	
Wizard script	
FINISH.DO script of a wizard	

Input parameters

- **IModelId**: This parameter contains the ID of the model concerned by the operation.
- **bCreate**: This parameter enables you to specify if a non-catalog reference should be created in the case where the search returns no results.

Output parameters

In case of error, there are two possibilities:

- In AssetCenter, the script containing the function is suspended and an error message issued to the user.
- If calling from an external program, you must call the [AmLastError\(\)](#) [page 359] function (and optionally the [AmLastErrorMsg\(\)](#) [page 360] function) to find out if an error occurred (and obtain its associated message).

Notes

 Note:

The function does not require you to specify a supplier. This is because the search is performed on non-catalog references regardless of the supplier.

AmGetCatRefFromCatProduct()

This function is identical to the function **amGetCatRef**, except that the search is performed for a given product.

API syntax

```
long AmGetCatRefFromCatProduct(long hApiCnxBase, long ICatProductId,
long bCreate);
```

Internal Basic syntax

```
Function AmGetCatRefFromCatProduct(ICatProductId As Long, bCreate As
Long) As Long
```

Field of application

Version: 4.1.0

	Available
AssetCenter API	✓
Configuration script of a field or link	
"Script" type action	✓
Deployment workflow	
Wizard script	
FINISH.DO script of a wizard	✓

Input parameters

- **ICatProductId:** This parameter contains the ID of the product concerned by the operation.
- **bCreate:** This parameter enables you to specify if a non-catalog reference should be created in the case where the search returns no results.

Output parameters

In case of error, there are two possibilities:

- In AssetCenter, the script containing the function is suspended and an error message issued to the user.

- If calling from an external program, you must call the [AmLastError\(\)](#) [page 359] function (and optionally the [AmLastErrorMsg\(\)](#) [page 360] function) to find out if an error occurred (and obtain its associated message).

AmGetComputeString()

This function returns the description string of a given record according to a template.

API syntax




```
long AmGetComputeString(long hApiCnxBase, char *strTableName, long IRecordId, char *strTemplate, char *pstrComputeString, long IComputeString);
```

Internal Basic syntax

```
Function AmGetComputeString(strTableName As String, IRecordId As Long, strTemplate As String) As String
```

Field of application

Version: 3.00

	Available
AssetCenter API	
Configuration script of a field or link	
"Script" type action	
Deployment workflow	
Wizard script	



Input parameters

- **strTableName:** This parameter contains the SQL name of the table of the record for which you want to recover the description string.
- **lRecordId:** This parameter contains the identifier of the record within the table.
- **strTemplate:** This parameter contains, in the form of a character string, the template used for the description string.

Output parameters

In case of error, there are two possibilities:

- In AssetCenter, the script containing the function is suspended and an error message issued to the user.
- If calling from an external program, you must call the [AmLastError\(\)](#) [page 359] function (and optionally the [AmLastErrorMsg\(\)](#) [page 360] function) to find out if an error occurred (and obtain its associated message).

Example

```
RetVal = amGetComputeString("amEmplDept", [lEmplDeptId], "[Name], [FirstNa  
me] ")
```

AmGetCurrentNTDomain()

This function returns the name of the NT domain of the current login.

API syntax

```
long AmGetCurrentNTDomain(char *pstrDomain, long lDomain);
```

Internal Basic syntax

Function AmGetCurrentNTDomain() As String

Field of application

Version: 4.00

	Available
AssetCenter API	✓
Configuration script of a field or link	✓
"Script" type action	✓
Deployment workflow	
Wizard script	✓
FINISH.DO script of a wizard	✓

Output parameters

In case of error, there are two possibilities:

- In AssetCenter, the script containing the function is suspended and an error message issued to the user.
- If calling from an external program, you must call the [AmLastError\(\)](#) [page 359] function (and optionally the [AmLastErrorMsg\(\)](#) [page 360] function) to find out if an error occurred (and obtain its associated message).

Example

```
RetVal = amGetCurrentNTDomain()
```

AmGetCurrentNTUser()

This function enables you to get the login of the user connected to Windows (NT or 2000).

API syntax






```
long AmGetCurrentNTUser(char *pstrUser, long IUser);
```

Internal Basic syntax

```
Function AmGetCurrentNTUser() As String
```

Field of application

Version: 4.00

	Available
AssetCenter API	
Configuration script of a field or link	
"Script" type action	
Deployment workflow	
Wizard script	
FINISH.DO script of a wizard	

Output parameters

In case of error, there are two possibilities:

- In AssetCenter, the script containing the function is suspended and an error message issued to the user.
- If calling from an external program, you must call the [AmLastError\(\)](#) [page 359] function (and optionally the [AmLastErrorMsg\(\)](#) [page 360] function) to find out if an error occurred (and obtain its associated message).

AmGetFeat()

This function creates a feature object from a handle to a table name and returns the handle of the created feature object.

API syntax






```
long AmGetFeat(long hApiTable, long IPos);
```

Internal Basic syntax

```
Function AmGetFeat(hApiTable As Long, IPos As Long) As Long
```

Field of application

Version: 3.5

	Available
AssetCenter API	
Configuration script of a field or link	
"Script" type action	
Deployment workflow	
Wizard script	
FINISH.DO script of a wizard	

Input parameters

- **hApiTable:** This parameter contains a handle of a table.
- **IPos:** This parameter contains the position of the feature in the table.

AmGetFeatCount()

This function returns the number of features of the table specified in the **hApiTable** parameter.

API syntax






```
long AmGetFeatCount(long hApiTable);
```

Internal Basic syntax

Function AmGetFeatCount(hApiTable As Long) As Long

Field of application

Version: 3.5

	Available
AssetCenter API	
Configuration script of a field or link	
"Script" type action	
Deployment workflow	
Wizard script	
FINISH.DO script of a wizard	

Input parameters

- ◆ **hApiTable**: This parameter contains a handle of a table.

Output parameters

In case of error, there are two possibilities:

- In AssetCenter, the script containing the function is suspended and an error message issued to the user.
- If calling from an external program, you must call the [AmLastError\(\)](#) [page 359] function (and optionally the [AmLastErrorMsg\(\)](#) [page 360] function) to find out if an error occurred (and obtain its associated message).

AmGetField()

This function creates a field object from the handle of a query, a record or a table and returns the handle of the field object created.

API syntax






```
long AmGetField(long hApiObject, long IPos);
```

Internal Basic syntax

```
Function AmGetField(hApiObject As Long, IPos As Long) As Long
```

Field of application

Version: 2.52

	Available
AssetCenter API	
Configuration script of a field or link	
"Script" type action	
Deployment workflow	
Wizard script	
FINISH.DO script of a wizard	

Input parameters

- **hApiObject:** This parameter contains a handle of a query, record, or table.
- **IPos:** This parameter contains the position of the field (its index) within the object.

AmGetFieldCount()

This function returns the number of fields contained in the current object.

API syntax

```
long AmGetFieldCount(long hApiObject);
```

Internal Basic syntax

Function AmGetFieldCount(hApiObject As Long) As Long

Field of application

Version: 2.52

	Available
AssetCenter API	✓
Configuration script of a field or link	✓
"Script" type action	✓
Deployment workflow	
Wizard script	✓
FINISH.DO script of a wizard	✓

Input parameters

- ◆ **hApiObject**: This parameter contains a handle of a valid record, query or table.

Output parameters

In case of error, there are two possibilities:

- In AssetCenter, the script containing the function is suspended and an error message issued to the user.
- If calling from an external program, you must call the [AmLastError\(\)](#) [page 359] function (and optionally the [AmLastErrorMsg\(\)](#) [page 360] function) to find out if an error occurred (and obtain its associated message).

AmGetFieldDateOnlyValue()

This function returns the value of a field contained in the current object. This value is returned in the "Date" format (from an external tool, it is a Long). Unlike

the `AmGetFieldDateValue` function, only the Date part is returned, the Time part is omitted.

API syntax

```
long AmGetFieldDateOnlyValue(long hApiObject, long IFieldPos);
```

Internal Basic syntax

```
Function AmGetFieldDateOnlyValue(hApiObject As Long, IFieldPos As Long)
As Date
```

Field of application

Version: 4.3.0

	Available
AssetCenter API	✓
Configuration script of a field or link	✓
"Script" type action	✓
Deployment workflow	
Wizard script	✓
FINISH.DO script of a wizard	✓

Input parameters

- **hApiObject:** This parameter contains a handle of a query or record.
- **IFieldPos:** This parameter contains the number of the field within the current object.

Output parameters

In case of error, there are two possibilities:

- In AssetCenter, the script containing the function is suspended and an error message issued to the user.

- If calling from an external program, you must call the `AmLastError()` [page 359] function (and optionally the `AmLastErrorMsg()` [page 360] function) to find out if an error occurred (and obtain its associated message).

AmGetFieldDateValue()

This function returns the value of a field contained in the current object. This value is returned in "Date" format (from external tools, it is a Long).

API syntax

```
long AmGetFieldDateValue(long hApiObject, long IFieldPos);
```

Internal Basic syntax

```
Function AmGetFieldDateValue(hApiObject As Long, IFieldPos As Long) As Date
```

Field of application

Version: 3.00

	Available
AssetCenter API	✓
Configuration script of a field or link	✓
"Script" type action	✓
Deployment workflow	
Wizard script	✓
FINISH.DO script of a wizard	✓

Input parameters

- `hApiObject`: This parameter contains a handle of a query or record.

- **IFieldPos:** This parameter contains the number of the field inside the current object.

Output parameters

In case of error, there are two possibilities:

- In AssetCenter, the script containing the function is suspended and an error message issued to the user.
- If calling from an external program, you must call the [AmLastError\(\)](#) [page 359] function (and optionally the [AmLastErrorMsg\(\)](#) [page 360] function) to find out if an error occurred (and obtain its associated message).

AmGetFieldDescription()

This function returns, as a character string ("String" format), the long description of a field identified by a handle.

API syntax

```
long AmGetFieldDescription(long hApiField, char *pstrBuffer, long lBuffer);
```

Internal Basic syntax

```
Function AmGetFieldDescription(hApiField As Long) As String
```

Field of application

Version: 3.00

	Available
AssetCenter API	✓
Configuration script of a field or link	✓
"Script" type action	✓
Deployment workflow	

	Available
Wizard script	✓
FINISH.DO script of a wizard	✓

Input parameters

- ◆ **hApiField:** This parameter contains a valid handle of the field whose long description you want to know.

Output parameters

In case of error, there are two possibilities:

- In AssetCenter, the script containing the function is suspended and an error message issued to the user.
- If calling from an external program, you must call the [AmLastError\(\)](#) [page 359] function (and optionally the [AmLastErrorMsg\(\)](#) [page 360] function) to find out if an error occurred (and obtain its associated message).

AmGetFieldDoubleValue()

This function returns the value of a field contained in the current object. This value is returned in "Double" format.

API syntax

```
double AmGetFieldDoubleValue(long hApiObject, long IFieldPos);
```

Internal Basic syntax

```
Function AmGetFieldDoubleValue(hApiObject As Long, IFieldPos As Long)
As Double
```


Field of application

Version: 3.00

	Available
AssetCenter API	✓
Configuration script of a field or link	✓
"Script" type action	✓
Deployment workflow	
Wizard script	✓
FINISH.DO script of a wizard	✓

Input parameters

- **hApiObject**: This parameter contains a handle of a query or record.
- **IFieldPos**: This parameter contains the number of the field inside the current object.

Output parameters

In case of error, there are two possibilities:

- In AssetCenter, the script containing the function is suspended and an error message issued to the user.
- If calling from an external program, you must call the [AmLastError\(\)](#) [page 359] function (and optionally the [AmLastErrorMsg\(\)](#) [page 360] function) to find out if an error occurred (and obtain its associated message).

AmGetFieldFormat()

This function is useful when the value of the "UserType" of the field concerned (cf. "database.txt" file) is:

- System itemized list
- Itemized list
- Time span
- Table or field name

The function returns the format of the "UserType", i.e.:

UserType	Format returned by the function
System itemized list	List of system-itemized list entries.
Itemized list	Name of the itemized list associated to the field.
Time span	Display format.
Table or field name	SQL name of the field that stores the SQL name of the table.

API syntax






```
long AmGetFieldFormat(long hApiField, char *pstrBuffer, long lBuffer);
```

Internal Basic syntax

```
Function AmGetFieldFormat(hApiField As Long) As String
```

Field of application

Version: 3.00

	Available
AssetCenter API	
Configuration script of a field or link	
"Script" type action	
Deployment workflow	
Wizard script	
FINISH.DO script of a wizard	

Input parameters

- ◆ **hApiField:** This parameter contains a valid handle of the field whose "UserType" you want to know.

Output parameters

In case of error, there are two possibilities:

- In AssetCenter, the script containing the function is suspended and an error message issued to the user.
- If calling from an external program, you must call the [AmLastError\(\)](#) [page 359] function (and optionally the [AmLastErrorMsg\(\)](#) [page 360] function) to find out if an error occurred (and obtain its associated message).

AmGetFieldFormatFromName()

This function returns the "UserType" format of a field, from its name.

API syntax



```
long AmGetFieldFormatFromName(long hApiCnxBase, char *strTableName,
char *strFieldName, char *pFieldFormat, long lpFieldFormat);
```

Internal Basic syntax

```
Function AmGetFieldFormatFromName(strTableName As String, strFieldName
As String) As String
```

Field of application

Version: 3.5

	Available
AssetCenter API	
Configuration script of a field or link	
"Script" type action	
Deployment workflow	
Wizard script	

	Available
FINISH.DO script of a wizard	

Input parameters

- **strTableName:** This parameter contains the SQL name of the table containing the field concerned by the operation.
- **strFieldName:** This parameter contains the SQL name of the field.

Output parameters

In case of error, there are two possibilities:

- In AssetCenter, the script containing the function is suspended and an error message issued to the user.
- If calling from an external program, you must call the [AmLastError\(\)](#) [page 359] function (and optionally the [AmLastErrorMsg\(\)](#) [page 360] function) to find out if an error occurred (and obtain its associated message).

AmGetFieldFromName()

This function creates a field object based on its name and returns the handle of the field object created.

API syntax

```
long AmGetFieldFromName(long hApiObject, char *strName);
```

Internal Basic syntax

```
Function AmGetFieldFromName(hApiObject As Long, strName As String) As Long
```

Field of application

Version: 2.52

	Available
AssetCenter API	✓
Configuration script of a field or link	✓
"Script" type action	✓
Deployment workflow	
Wizard script	✓
FINISH.DO script of a wizard	✓

Input parameters

- **hApiObject:** This parameter contains a handle of a query, record, or table.
- **strName:** This parameter contains the field name.

AmGetFieldLabel()

This function returns, as a character string ("String" format), the label of a field identified by a handle.

API syntax

```
long AmGetFieldLabel(long hApiField, char *pstrBuffer, long lBuffer);
```

Internal Basic syntax

```
Function AmGetFieldLabel(hApiField As Long) As String
```

Field of application

Version: 3.00

	Available
AssetCenter API	✓
Configuration script of a field or link	✓
"Script" type action	✓
Deployment workflow	
Wizard script	✓
FINISH.DO script of a wizard	✓

Input parameters

- ◆ **hApiField:** This parameter contains a valid handle of the field whose label you want to know.

Output parameters

In case of error, there are two possibilities:

- In AssetCenter, the script containing the function is suspended and an error message issued to the user.
- If calling from an external program, you must call the [AmLastError\(\)](#) [page 359] function (and optionally the [AmLastErrorMsg\(\)](#) [page 360] function) to find out if an error occurred (and obtain its associated message).

AmGetFieldLabelFromName()

This function returns the label of a field from its SQL name.

API syntax






```
long AmGetFieldLabelFromName(long hApiCnxBase, char *strTableName,
char *strFieldName, char *pFieldLabel, long lpFieldLabel);
```

Internal Basic syntax

```
Function AmGetFieldLabelFromName(strTableName As String, strFieldName
As String) As String
```

Field of application

Version: 3.5

	Available
AssetCenter API	
Configuration script of a field or link	
"Script" type action	
Deployment workflow	
Wizard script	
FINISH.DO script of a wizard	

Input parameters

- **strTableName:** This parameter contains the SQL name of the table containing the field concerned by the operation.
- **strFieldName:** This parameter contains the SQL name of the field.

Output parameters

In case of error, there are two possibilities:

- In AssetCenter, the script containing the function is suspended and an error message issued to the user.
- If calling from an external program, you must call the [AmLastError\(\)](#) [page 359] function (and optionally the [AmLastErrorMsg\(\)](#) [page 360] function) to find out if an error occurred (and obtain its associated message).

AmGetFieldLongValue()

This function returns the value of a field contained in the current object.

API syntax

```
long AmGetFieldLongValue(long hApiObject, long IFieldPos);
```

Internal Basic syntax

Function AmGetFieldLongValue(hApiObject As Long, IFieldPos As Long) As Long

Field of application

Version: 2.52

	Available
AssetCenter API	✓
Configuration script of a field or link	✓
"Script" type action	✓
Deployment workflow	
Wizard script	✓
FINISH.DO script of a wizard	✓

Input parameters

- **hApiObject:** This parameter contains a handle of a query or record.
- **IFieldPos:** This parameter contains the number of the field inside the current object.

Output parameters

In case of error, there are two possibilities:

- In AssetCenter, the script containing the function is suspended and an error message issued to the user.
- If calling from an external program, you must call the [AmLastError\(\)](#) [page 359] function (and optionally the [AmLastErrorMsg\(\)](#) [page 360] function) to find out if an error occurred (and obtain its associated message).

Notes

 Note:

If you use this function to recover the value of a field of date, time or date+time type, the long integer returned by the function represents the number of seconds since 01/01/1970 at 00:00:00.

AmGetFieldName()

This function returns the name of a field contained in the current object.

API syntax





```
long AmGetFieldName(long hApiObject, long IFieldPos, char *pstrBuffer, long IBuffer);
```

Internal Basic syntax

```
Function AmGetFieldName(hApiObject As Long, IFieldPos As Long) As String
```

Field of application

Version: 2.52

	Available
AssetCenter API	
Configuration script of a field or link	
"Script" type action	
Deployment workflow	
Wizard script	



Input parameters

- **hApiObject:** This parameter contains a handle of a query, record, or table.
- **IFieldPos:** This parameter contains the number of the field within the current object. E.g., the value "0" indicates the first field.

Output parameters

In case of error, there are two possibilities:

- In AssetCenter, the script containing the function is suspended and an error message issued to the user.
- If calling from an external program, you must call the [AmLastError\(\)](#) [page 359] function (and optionally the [AmLastErrorMsg\(\)](#) [page 360] function) to find out if an error occurred (and obtain its associated message).

AmGetFieldRights()

This function returns the user rights for a field in the current object. These rights are returned as a character string containing three characters, which specify the read/insert/update rights:

- "r": indicates the right to read data.
- "i": indicates the right to insert data.
- "u": indicates the right to update data.

For example, for a read-only field, the function returns the value "r".

API syntax






```
long AmGetFieldRights(long hApiObject, long IFieldPos, char *pstrBuffer,  
long lBuffer);
```

Internal Basic syntax

Function AmGetFieldRights(hApiObject As Long, IFieldPos As Long) As String

Field of application

Version: 2.52

	Available
AssetCenter API	
Configuration script of a field or link	
"Script" type action	
Deployment workflow	
Wizard script	
FINISH.DO script of a wizard	

Input parameters

- **hApiObject**: This parameter contains a handle of a query, record, or table.
- **IFieldPos**: This parameter contains the number of the field within the current object.

Output parameters

In case of error, there are two possibilities:

- In AssetCenter, the script containing the function is suspended and an error message issued to the user.
- If calling from an external program, you must call the [AmLastError\(\)](#) [page 359] function (and optionally the [AmLastErrorMsg\(\)](#) [page 360] function) to find out if an error occurred (and obtain its associated message).

AmGetFieldSize()

This function returns the size of a field.

API syntax






```
long AmGetFieldSize(long hApiField);
```

Internal Basic syntax

```
Function AmGetFieldSize(hApiField As Long) As Long
```

Field of application

Version: 2.52

	Available
AssetCenter API	
Configuration script of a field or link	
"Script" type action	
Deployment workflow	
Wizard script	
FINISH.DO script of a wizard	

Input parameters

- ◆ **hApiField**: This parameter contains a handle of the field whose size you want to know.

Output parameters

In case of error, there are two possibilities:

- In AssetCenter, the script containing the function is suspended and an error message issued to the user.
- If calling from an external program, you must call the [AmLastError\(\)](#) [page 359] function (and optionally the [AmLastErrorMsg\(\)](#) [page 360] function) to find out if an error occurred (and obtain its associated message).

AmGetFieldSqlName()

This function returns, as a character string ("String" format), the SQL name of a field identified by a handle.

API syntax






```
long AmGetFieldSqlName(long hApiField, char *pstrBuffer, long lBuffer);
```

Internal Basic syntax

Function AmGetFieldSqlName(hApiField As Long) As String

Field of application

Version: 3.00

	Available
AssetCenter API	
Configuration script of a field or link	
"Script" type action	
Deployment workflow	
Wizard script	
FINISH.DO script of a wizard	

Input parameters

- ◆ **hApiField**: This parameter contains a valid handle of the field whose SQL name you want to know.

Output parameters

In case of error, there are two possibilities:

- In AssetCenter, the script containing the function is suspended and an error message issued to the user.
- If calling from an external program, you must call the [AmLastError\(\)](#) [page 359] function (and optionally the [AmLastErrorMsg\(\)](#) [page 360] function) to find out if an error occurred (and obtain its associated message).

AmGetFieldStringValue()

This function returns the value of a field contained in the current object. This value is returned in string format.

Warning: When this function is used via the AssetCenter APIs, it expects two extra parameters **pszBuffer** and **lBuffer**, which define a string used as a buffer to store the recovered string and the size of this buffer respectively. The **pszBuffer** string must be formatted (filled with characters) and be of the size defined by **lBuffer**. The following portion of code is incorrect, the string used as a buffer is not sized:

```
Dim strBuffer as String
Dim lRec as Long
Dim lBuffer as Long
lBuffer=20
lRec=AmGetFieldStringValue(1, 0, strBuffer, lBuffer)
```

Here is the corrected portion of code:

```
Dim strBuffer as String
Dim lRec as Long
Dim lBuffer as Long
strBuffer=String(21, " ") ' The buffer is set to 21 characters (" ")
lBuffer=20
lRec=AmGetFieldStringValue(1, 0, strBuffer, lBuffer)
```

When you format a buffer string using the "String" function, do not use "0" as a padding character. Size the buffer before calling the **AmGetFieldStringValue** function, particularly if this function is in a loop and always uses the same string as a buffer.

API syntax






```
long AmGetFieldStringValue(long hApiObject, long lFieldPos, char *pszBuffer, long lBuffer);
```

Internal Basic syntax

Function AmGetFieldStrValue(hApiObject As Long, IFieldPos As Long) As String

Field of application

Version: 2.52

	Available
AssetCenter API	
Configuration script of a field or link	
"Script" type action	
Deployment workflow	
Wizard script	
FINISH.DO script of a wizard	

Input parameters

- **hApiObject**: This parameter contains a handle of a query or record.
- **IFieldPos**: This parameter contains the number of the field inside the current object.

Output parameters

In case of error, there are two possibilities:

- In AssetCenter, the script containing the function is suspended and an error message issued to the user.
- If calling from an external program, you must call the [AmLastError\(\)](#) [page 359] function (and optionally the [AmLastErrorMsg\(\)](#) [page 360] function) to find out if an error occurred (and obtain its associated message).

AmGetFieldType()

This function returns the type of a field.

API syntax






```
long AmGetFieldType(long hApiField);
```

Internal Basic syntax

```
Function AmGetFieldType(hApiField As Long) As Long
```

Field of application

Version: 2.52

	Available
AssetCenter API	
Configuration script of a field or link	
"Script" type action	
Deployment workflow	
Wizard script	
FINISH.DO script of a wizard	

Input parameters

- ◆ **hApiField**: This parameter contains a handle of the field whose type you want to know.

Output parameters

In case of error, there are two possibilities:

- In AssetCenter, the script containing the function is suspended and an error message issued to the user.
- If calling from an external program, you must call the [AmLastError\(\)](#) [page 359] function (and optionally the [AmLastErrorMsg\(\)](#) [page 360] function) to find out if an error occurred (and obtain its associated message).

Notes

 Note:

The following table lists the values returned by the **AmGetFieldType** function for each type of field:

Valeurs retournées	Type de champ correspondant
0	Non défini
1	Byte
2	Short
3	Long
4	Float
5	Double
6	String
7	Time stamp
8	Bin
9	Blob
10	Date
11	Time
12	Memo

AmGetFieldUserType()

This function returns the "UserType" of a field (cf. **database.txt** file) identified by a handle, in the form of a long integer. For a field, the valid return values are summarized below:

Stored value	Plain-text value
0	Default
1	Number
2	Yes/ No
3	Money
4	Date
5	Date+Time
7	System itemized list
8	Custom itemized list

Stored value	Plain-text value
10	Percentage
11	Time span
12	Table or field SQL name

For a link, the valid return values are summarized below:

Stored value	Plain-text value
0	Normal
1	Comment
2	Image
3	History
4	Feature value

Up until version 4.0.0, the function always returned 0 for a link. From AssetCenter version 4.1.0 onwards, the function returns one of the following values for a link:

- 0: Normal
- 1: Comments
- 2: Image
- 3: History
- 5: Script

API syntax

```
long AmGetFieldUserType(long hApiField);
```




Internal Basic syntax

```
Function AmGetFieldUserType(hApiField As Long) As Long
```

Field of application

Version: 3.00

	Available
AssetCenter API	✓
Configuration script of a field or link	✓

	Available
"Script" type action	
Deployment workflow	
Wizard script	
FINISH.DO script of a wizard	

Input parameters

- ◆ **hApiField**: This parameter contains a valid handle of the field whose "UserType" you want to know.

Output parameters

In case of error, there are two possibilities:

- In AssetCenter, the script containing the function is suspended and an error message issued to the user.
- If calling from an external program, you must call the [AmLastError\(\)](#) [page 359] function (and optionally the [AmLastErrorMsg\(\)](#) [page 360] function) to find out if an error occurred (and obtain its associated message).

AmGetForeignKey()

Recovers the handle of the foreign key of a link, itself identified by its handle.

API syntax

```
long AmGetForeignKey(long hApiField);
```

Internal Basic syntax

```
Function AmGetForeignKey(hApiField As Long) As Long
```

Field of application

Version: 3.00

	Available
AssetCenter API	✓
Configuration script of a field or link	✓
"Script" type action	✓
Deployment workflow	
Wizard script	✓
FINISH.DO script of a wizard	✓

Input parameters

- ◆ **hApiField**: Handle of the link concerned by the operation.

AmGetIndex()

This function creates an index object from a handle of a query, record, or a table and returns the handle of the index object created.

API syntax

```
long AmGetIndex(long hApiTable, long IPos);
```

Internal Basic syntax

```
Function AmGetIndex(hApiTable As Long, IPos As Long) As Long
```

Field of application

Version: 3.5

	Available
AssetCenter API	✓
Configuration script of a field or link	✓
"Script" type action	✓
Deployment workflow	
Wizard script	✓
FINISH.DO script of a wizard	✓

Input parameters

- **hApiTable**: This parameter contains a handle of a table.
- **IPos**: This parameter contains the position of the index in the table.

AmGetIndexCount()

This function returns the number of indexes contained in the table specified in the **hApiTable** parameter.

API syntax

```
long AmGetIndexCount(long hApiTable);
```

Internal Basic syntax

```
Function AmGetIndexCount(hApiTable As Long) As Long
```

Field of application

Version: 3.5

	Available
AssetCenter API	✓
Configuration script of a field or link	✓
"Script" type action	✓

	Available
Deployment workflow	
Wizard script	✓
FINISH.DO script of a wizard	✓

Input parameters

- ◆ **hApiTable:** This parameter contains a handle of a table.

Output parameters

In case of error, there are two possibilities:

- In AssetCenter, the script containing the function is suspended and an error message issued to the user.
- If calling from an external program, you must call the [AmLastError\(\)](#) [page 359] function (and optionally the [AmLastErrorMsg\(\)](#) [page 360] function) to find out if an error occurred (and obtain its associated message).

AmGetIndexField()

This function returns a handle on a field identified by its position in the index (the lpos th field of the index).

API syntax

```
long AmGetIndexField(long hApiIndex, long lPos);
```

Internal Basic syntax

```
Function AmGetIndexField(hApiIndex As Long, lPos As Long) As Long
```

Field of application

Version: 3.5

	Available
AssetCenter API	✓
Configuration script of a field or link	✓
"Script" type action	✓
Deployment workflow	
Wizard script	✓
FINISH.DO script of a wizard	✓

Input parameters

- **hApiIndex:** This parameter contains a valid handle on the index concerned by the operation.
- **IPos:** This parameter contains the position of the field in the index.

AmGetIndexFieldCount()

This function returns the number of fields making up an index.

API syntax

```
long AmGetIndexFieldCount(long hApiIndex);
```

Internal Basic syntax

```
Function AmGetIndexFieldCount(hApiIndex As Long) As Long
```

Field of application

Version: 3.5

	Available
AssetCenter API	✓
Configuration script of a field or link	✓
"Script" type action	✓

	Available
Deployment workflow	
Wizard script	✓
FINISH.DO script of a wizard	✓

Input parameters

- ◆ **hApiIndex:** This parameter contains a valid handle on the index concerned by the operation.

Output parameters

In case of error, there are two possibilities:

- In AssetCenter, the script containing the function is suspended and an error message issued to the user.
- If calling from an external program, you must call the [AmLastError\(\)](#) [page 359] function (and optionally the [AmLastErrorMsg\(\)](#) [page 360] function) to find out if an error occurred (and obtain its associated message).

AmGetIndexFlags()

This function returns the parameters of an index.

API syntax






```
long AmGetIndexFlags(long hApiIndex);
```

Internal Basic syntax

```
Function AmGetIndexFlags(hApiIndex As Long) As Long
```

Field of application

Version: 3.5

	Available
AssetCenter API	
Configuration script of a field or link	
"Script" type action	
Deployment workflow	
Wizard script	
FINISH.DO script of a wizard	

Input parameters

- ◆ **hApiIndex**: This parameter contains a valid handle on the index concerned by the operation.

Output parameters

In case of error, there are two possibilities:

- In AssetCenter, the script containing the function is suspended and an error message issued to the user.
- If calling from an external program, you must call the [AmLastError\(\)](#) [page 359] function (and optionally the [AmLastErrorMsg\(\)](#) [page 360] function) to find out if an error occurred (and obtain its associated message).

Notes

The value returned by the function results from a logical combination (OR) of the following values:

- 1: The index authorized non unique records,
- 2: The index authorizes the null value,
- 4: The index is not case sensitive.

Thus, if the function returns 3, you can deduce that the index accepts non unique records and the null value (1 OR 2 = 3).

AmGetIndexName()

This function returns the name of an index.

API syntax






```
long AmGetIndexName(long hApiIndex, char *pstrBuffer, long lBuffer);
```

Internal Basic syntax

```
Function AmGetIndexName(hApiIndex As Long) As String
```

Field of application

Version: 3.5

	Available
AssetCenter API	
Configuration script of a field or link	
"Script" type action	
Deployment workflow	
Wizard script	
FINISH.DO script of a wizard	

Input parameters

- ◆ **hApiIndex**: This parameter contains a valid handle on the index whose name you want to know.

Output parameters

In case of error, there are two possibilities:

- In AssetCenter, the script containing the function is suspended and an error message issued to the user.
- If calling from an external program, you must call the [AmLastError\(\)](#) [page 359] function (and optionally the [AmLastErrorMsg\(\)](#) [page 360] function) to find out if an error occurred (and obtain its associated message).

AmGetLink()

This function creates a link object from the handle of a table and returns the handle of the link object created.

API syntax






```
long AmGetLink(long hApiTable, long IPos);
```

Internal Basic syntax

Function AmGetLink(hApiTable As Long, IPos As Long) As Long

Field of application

Version: 3.02

	Available
AssetCenter API	
Configuration script of a field or link	
"Script" type action	
Deployment workflow	
Wizard script	
FINISH.DO script of a wizard	

Input parameters

- **hApiTable:** This parameter contains a handle of a table.
- **IPos:** This parameter contains the position of the link (its index) inside the object.

AmGetLinkCardinality()

This function returns the cardinality of a link.

API syntax

```
long AmGetLinkCardinality(long hApiField);
```

Internal Basic syntax

Function AmGetLinkCardinality(hApiField As Long) As Long

Field of application

Version: 3.5

	Available
AssetCenter API	✓
Configuration script of a field or link	✓
"Script" type action	✓
Deployment workflow	
Wizard script	✓
FINISH.DO script of a wizard	✓

Input parameters

- ◆ **hApiField**: This parameter contains a handle of the link whose cardinality you want to know.

Output parameters

- 1: The cardinality of the link is 1-1.
- 2: The cardinality of the link is 1-n.

AmGetLinkCount()

This function returns the number of links contained in the current table.

API syntax

```
long AmGetLinkCount(long hApiTable);
```

Internal Basic syntax

```
Function AmGetLinkCount(hApiTable As Long) As Long
```

Field of application

Version: 3.02

	Available
AssetCenter API	✓
Configuration script of a field or link	✓
"Script" type action	✓
Deployment workflow	
Wizard script	✓
FINISH.DO script of a wizard	✓

Input parameters

- ◆ **hApiTable**: This parameter contains a handle of a valid table.

Output parameters

In case of error, there are two possibilities:

- In AssetCenter, the script containing the function is suspended and an error message issued to the user.

- If calling from an external program, you must call the [AmLastError\(\)](#) [page 359] function (and optionally the [AmLastErrorMsg\(\)](#) [page 360] function) to find out if an error occurred (and obtain its associated message).

AmGetLinkDstField()

This function returns the field (foreign key) to which the link defined by the `hApiField` parameter points.

API syntax

```
long AmGetLinkDstField(long hApiField);
```

Internal Basic syntax

```
Function AmGetLinkDstField(hApiField As Long) As Long
```

Field of application

Version: 3.5

	Available
AssetCenter API	✓
Configuration script of a field or link	✓
"Script" type action	✓
Deployment workflow	
Wizard script	✓
FINISH.DO script of a wizard	✓

Input parameters

- ◆ `hApiField`: This parameter contains a handle of the link concerned by the operation.

AmGetLinkFeatureValue()

Returns the value of a "Link" type feature.

API syntax






```
long AmGetLinkFeatureValue(long hApiObject, long IFieldPos, long IRecordId);
```

Internal Basic syntax

```
Function AmGetLinkFeatureValue(hApiObject As Long, IFieldPos As Long, IRecordId As Long) As Long
```

Field of application

Version: 3.00

	Available
AssetCenter API	
Configuration script of a field or link	
"Script" type action	
Deployment workflow	
Wizard script	
FINISH.DO script of a wizard	

Input parameters

- **hApiObject:** This parameter contains a handle of a query or record.
- **IFieldPos:** This parameter contains the position of the field inside the current object.
- **IRecordId:** This parameter contains the identifier of the record whose feature value you want to recover.

Output parameters

In case of error, there are two possibilities:

- In AssetCenter, the script containing the function is suspended and an error message issued to the user.
- If calling from an external program, you must call the [AmLastError\(\)](#) [page 359] function (and optionally the [AmLastErrorMsg\(\)](#) [page 360] function) to find out if an error occurred (and obtain its associated message).

Example

```
Dim q as String
q = "Select fv_link, lEmplDeptId From amEmplDept Where lEmplDeptId = " & [
lEmplDeptId]
Dim hq as Long
hq = amQueryCreate()
Dim lErr as Long
lErr = amQueryGet(hq, q)
Dim lId as Long
lId = amGetFieldLongValue(hq, 1)
amMsgBox("str: " & amGetFieldStrValue(hq, 0))
amMsgBox("int: " &
amGetFieldLongValue(hq, 0))
amMsgBox("lnk: " & amGetLinkFeatureValue(hq, 0, lId))
```

AmGetLinkFromName()

This function creates a link object from a name and returns the handle of the object created.

API syntax






```
long AmGetLinkFromName(long hApiTable, char *strName);
```

Internal Basic syntax

```
Function AmGetLinkFromName(hApiTable As Long, strName As String) As
Long
```


Field of application

Version: 3.02

	Available
AssetCenter API	
Configuration script of a field or link	
"Script" type action	
Deployment workflow	
Wizard script	
FINISH.DO script of a wizard	

Input parameters

- **hApiTable**: This parameter contains a handle of a table.
- **strName**: This parameter contains the SQL name of the link.

AmGetLinkType()

This function returns the type of a link.

API syntax

```
long AmGetLinkType(long hApiField);
```

Internal Basic syntax

```
Function AmGetLinkType(hApiField As Long) As Long
```

Field of application

Version: 3.02

	Available
AssetCenter API	✓
Configuration script of a field or link	✓
"Script" type action	✓
Deployment workflow	
Wizard script	✓
FINISH.DO script of a wizard	✓

Input parameters

- ◆ **hApiField**: This parameter contains a handle of the link whose type you want to know.

Output parameters

In case of error, there are two possibilities:

- In AssetCenter, the script containing the function is suspended and an error message issued to the user.
- If calling from an external program, you must call the [AmLastError\(\)](#) [page 359] function (and optionally the [AmLastErrorMsg\(\)](#) [page 360] function) to find out if an error occurred (and obtain its associated message).

AmGetMainField()

This function creates a field object corresponding to the main field in a given table. It returns a handle of the field thus created.

API syntax

```
long AmGetMainField(long hApiTable);
```

Internal Basic syntax

```
Function AmGetMainField(hApiTable As Long) As Long
```

Field of application

Version: 2.52

	Available
AssetCenter API	✓
Configuration script of a field or link	✓
"Script" type action	✓
Deployment workflow	
Wizard script	✓
FINISH.DO script of a wizard	✓

Input parameters

- ◆ **hApiTable**: This parameter contains a handle of the table whose main field you want to know.

AmGetMemoField()

This function creates a field object that corresponds to a Memo-type field of a given table. It returns a handle on the field thus created.

API syntax

```
long AmGetMemoField(long hApiTable);
```

Internal Basic syntax

```
Function AmGetMemoField(hApiTable As Long) As Long
```

Field of application

Version: 4.1.0

	Available
AssetCenter API	✓
Configuration script of a field or link	✓
"Script" type action	✓
Deployment workflow	
Wizard script	✓
FINISH.DO script of a wizard	✓

Input parameters

- ◆ **hApiTable:** This parameter contains a handle on the table whose Memo field is wanted.

AmGetNextAssetPin()

The AmGetNextAssetPin API finds the next available pin on a device (IAssetId). Its sequence number sorts the pins. Depending on the port direction (iPinPortDir), the available pins are sorted in ascending (iPinPortDir = 0) or descending (iPinPortDir = 1) order.

API syntax

```
long AmGetNextAssetPin(long hApiCnxBase, long IAssetId, long bPinPortDir, long iPrevPinSeq);
```

Internal Basic syntax

```
Function AmGetNextAssetPin(IAssetId As Long, bPinPortDir As Long, iPrevPinSeq As Long) As Long
```

Field of application

Version: 4.00

	Available
AssetCenter API	✓
Configuration script of a field or link	✓
"Script" type action	✓
Deployment workflow	
Wizard script	✓
FINISH.DO script of a wizard	✓

Input parameters

- **lAssetId**: This parameter is the device ID.
- **bPinPortDir**: This parameter is the direction to search.
 - 0=ascending
 - 1=descending
- **iPrevPinSeq**

Output parameters

In case of error, there are two possibilities:

- In AssetCenter, the script containing the function is suspended and an error message issued to the user.
- If calling from an external program, you must call the [AmLastError\(\)](#) [page 359] function (and optionally the [AmLastErrorMsg\(\)](#) [page 360] function) to find out if an error occurred (and obtain its associated message).

AmGetNextAssetPort()

The `AmGetNextAssetPort` API finds the next available port on a device (`lAssetId`) providing a given service (`lDutyId`) or no service at all. The status of the port must be "Available". Boolean flags are used to signify if the user side (`bCheckUser`) and/or the host side (`bCheckHost`) of the port should be checked. The function compares the user value (`bUserAvail`) and /or the hosts value (`bHostAvail`) if the corresponding Boolean flag is true. The ports are sorted by their sequence number. Depending on the port direction (`bPinPortDir`), the available ports are sorted in ascending (`bPinPortDir = 0`) or descending (`bPinPortDir = 1`) order.

API syntax






```
long AmGetNextAssetPort(long hApiCnxBase, long IAssetId, long
ICabCnxTypeId, long IDutyId, long bCheckUser, long bCheckHost, long
bUserAvail, long bHostAvail, long bPinPortDir, long iPrevPortSeq);
```

Internal Basic syntax

```
Function AmGetNextAssetPort(IAssetId As Long, ICabCnxTypeId As Long,
IDutyId As Long, bCheckUser As Long, bCheckHost As Long, bUserAvail As
Long, bHostAvail As Long, bPinPortDir As Long, iPrevPortSeq As Long) As
Long
```

Field of application

Version: 4.00

	Available
AssetCenter API	
Configuration script of a field or link	
"Script" type action	
Deployment workflow	
Wizard script	
FINISH.DO script of a wizard	

Input parameters

- **IAssetId**: This parameter defines the device ID to search.
- **ICabCnxTypeId**: This parameter defines the cable connection type for the port.
- **IDutyId**: This parameter is the duty of the port.
- **bCheckUser**: This parameter is a flag to check the user side.
- **bCheckHost**: This parameter is a flag to check the host side.
- **bUserAvail**: This parameter defines the user side availability state to check.
- **bHostAvail**: This parameter defines the host side availability state to check.
- **bPinPortDir**: This parameter defines the pin direction to check.
 - 0=ascending

- 1=descending
- iPrevPortSeq

Output parameters

In case of error, there are two possibilities:

- In AssetCenter, the script containing the function is suspended and an error message issued to the user.
- If calling from an external program, you must call the [AmLastError\(\)](#) [page 359] function (and optionally the [AmLastErrorMsg\(\)](#) [page 360] function) to find out if an error occurred (and obtain its associated message).

AmGetNextCableBundle()

The AmGetNextCableBundle API finds the next available bundle on a cable (ICableId) providing a given service (IDutyId) or no service at all. The status of the bundle must be "Available". Boolean flags are used to signify if the user side (bCheckUser) and/or the host side (bCheckHost) of the bundle should be checked. The function compares the user value (bUserAvail) and/ or the host value (bHostAvail) if the corresponding Boolean flag is true.

API syntax

```
long AmGetNextCableBundle(long hApiCnxBase, long ICableId, long IDutyId,  
long bCheckUser, long bCheckHost, long bUserAvail, long bHostAvail);
```

Internal Basic syntax

```
Function AmGetNextCableBundle(ICableId As Long, IDutyId As Long,  
bCheckUser As Long, bCheckHost As Long, bUserAvail As Long, bHostAvail  
As Long) As Long
```

Field of application

Version: 4.00

	Available
AssetCenter API	✓
Configuration script of a field or link	✓
"Script" type action	✓
Deployment workflow	
Wizard script	✓
FINISH.DO script of a wizard	✓

Input parameters

- **ICableId**: This parameter is the ID of the cable to check.
- **IDutyId**: This parameter defines the duty to locate.
- **bCheckUser**: This parameter states to check the user side connection of the bundle.
- **bCheckHost**: This parameter states to check the host side connection of the bundle.
- **bUserAvail**: This parameter defines the user side connection state to locate.
- **bHostAvail**: This parameter defines the host side connection state to locate.

Output parameters

In case of error, there are two possibilities:

- In AssetCenter, the script containing the function is suspended and an error message issued to the user.
- If calling from an external program, you must call the [AmLastError\(\)](#) [page 359] function (and optionally the [AmLastErrorMsg\(\)](#) [page 360] function) to find out if an error occurred (and obtain its associated message).

AmGetNextCablePair()

The AmGetNextCablePair API finds the next available cable pair in a cable (ICableId) of a given type (IPairType). The pairs are sorted by cable's pair ID.

API syntax






```
long AmGetNextCablePair(long hApiCnxBase, long ICableId, long IPairType,
long iStartPairSeq);
```

Internal Basic syntax

```
Function AmGetNextCablePair(ICableId As Long, IPairType As Long,
iStartPairSeq As Long) As Long
```

Field of application

Version: 4.00

	Available
AssetCenter API	
Configuration script of a field or link	
"Script" type action	
Deployment workflow	
Wizard script	
FINISH.DO script of a wizard	

Input parameters

- **ICableId:** This parameter is the ID of the cable to search.
- **IPairType:** This parameter defines the cable pair type to locate.
- **iStartPairSeq**

Output parameters

In case of error, there are two possibilities:

- In AssetCenter, the script containing the function is suspended and an error message issued to the user.
- If calling from an external program, you must call the [AmLastError\(\)](#) [page 359] function (and optionally the [AmLastErrorMsg\(\)](#) [page 360] function) to find out if an error occurred (and obtain its associated message).

AmGetNTDomains()

This function enables you to get the domain of the user connected to the database.

API syntax





```
long AmGetNTDomains(char *pstrDomains, long lDomains);
```

Internal Basic syntax

Function AmGetNTDomains() As String

Field of application

Version: 4.00

	Available
AssetCenter API	
Configuration script of a field or link	
"Script" type action	
Deployment workflow	
Wizard script	

	Available
FINISH.DO script of a wizard	

Output parameters

In case of error, there are two possibilities:

- In AssetCenter, the script containing the function is suspended and an error message issued to the user.
- If calling from an external program, you must call the [AmLastError\(\)](#) [page 359] function (and optionally the [AmLastErrorMsg\(\)](#) [page 360] function) to find out if an error occurred (and obtain its associated message).

AmGetNTMachinesInDomain()

This function enables you to get the list of computers in a domain as a column (computer names separated by commas). If the domain is empty, the function returns `ERR_CANCEL(2)`, but the execution is not interrupted.

API syntax

```
long AmGetNTMachinesInDomain(char *strDomain, char *pstrMachines, long
IMachines, long bUseDC);
```

Internal Basic syntax

```
Function AmGetNTMachinesInDomain(strDomain As String, bUseDC As Long)
As String
```

Field of application

Version: 4.00

	Available
AssetCenter API	

	Available
Configuration script of a field or link	✓
"Script" type action	✓
Deployment workflow	
Wizard script	✓
FINISH.DO script of a wizard	✓

Input parameters

- **strDomain**: This parameter contains the name of the domain to explore.
- **bUseDC**: If this parameter is set to 1, the function queries the domain controller for a list of computers. If this parameter is set to 0 (the default value) the function uses the system function libraries to find the list of computers.

Output parameters

In case of error, there are two possibilities:

- In AssetCenter, the script containing the function is suspended and an error message issued to the user.
- If calling from an external program, you must call the [AmLastError\(\)](#) [page 359] function (and optionally the [AmLastErrorMsg\(\)](#) [page 360] function) to find out if an error occurred (and obtain its associated message).

AmGetNTUsersInDomain()

This function enables you to get the list of users of a domain. The list is returned as two columns (login,fullname). '|' is used as column separator, ';' as line separator.

API syntax

```
long AmGetNTUsersInDomain(char *strDomain, char *pstrUsers, long IUsers);
```

Internal Basic syntax

Function AmGetNTUsersInDomain(strDomain As String) As String

Field of application

Version: 4.00

	Available
AssetCenter API	✓
Configuration script of a field or link	✓
"Script" type action	✓
Deployment workflow	
Wizard script	✓
FINISH.DO script of a wizard	✓

Input parameters

- ◆ **strDomain**: This parameter contains the name of the domain to explore.

Output parameters

In case of error, there are two possibilities:

- In AssetCenter, the script containing the function is suspended and an error message issued to the user.
- If calling from an external program, you must call the [AmLastError\(\)](#) [page 359] function (and optionally the [AmLastErrorMsg\(\)](#) [page 360] function) to find out if an error occurred (and obtain its associated message).

AmGetPOLinePrice()

This function enables you to calculate the price of an order line.

API syntax




```
double AmGetPOLinePrice(long hApiCnxBase, long IPOrdLineId);
```

Internal Basic syntax

```
Function AmGetPOLinePrice(IPOrdLineId As Long) As Double
```

Field of application

Version: 4.00

	Available
AssetCenter API	
Configuration script of a field or link	
"Script" type action	
Deployment workflow	
Wizard script	
FINISH.DO script of a wizard	

Input parameters

- ◆ **IPOrdLineId**: This parameter contains the identifier of the order line.

Output parameters

In case of error, there are two possibilities:

- In AssetCenter, the script containing the function is suspended and an error message issued to the user.
- If calling from an external program, you must call the [AmLastError\(\)](#) [page 359] function (and optionally the [AmLastErrorMsg\(\)](#) [page 360] function) to find out if an error occurred (and obtain its associated message).

AmGetPOLinePriceCur()

This function enables you to find the currency code for the order line

API syntax




```
long AmGetPOLinePriceCur(long hApiCnxBase, long IPOrdLineId, char
*ptrPrice, long IPrice);
```

Internal Basic syntax

Function AmGetPOLinePriceCur(IPOrdLineId As Long) As String

Field of application

Version: 4.00

	Available
AssetCenter API	
Configuration script of a field or link	
"Script" type action	
Deployment workflow	
Wizard script	
FINISH.DO script of a wizard	

Input parameters

- ◆ **IPOrdLineId**: This parameter contains the identifier of the order line.

Output parameters

In case of error, there are two possibilities:

- In AssetCenter, the script containing the function is suspended and an error message issued to the user.

- If calling from an external program, you must call the [AmLastError\(\)](#) [page 359] function (and optionally the [AmLastErrorMsg\(\)](#) [page 360] function) to find out if an error occurred (and obtain its associated message).

AmGetPOLineReference()

This function enables you to get the catalog reference description corresponding to the purchase order line.

API syntax

```
long AmGetPOLineReference(long hApiCnxBase, long IPOrdLineId, char
*ptrRef, long lRef);
```

Internal Basic syntax

```
Function AmGetPOLineReference(IPOrdLineId As Long) As String
```

Field of application

Version: 4.00

	Available
AssetCenter API	✓
Configuration script of a field or link	
"Script" type action	✓
Deployment workflow	
Wizard script	
FINISH.DO script of a wizard	✓

Input parameters

- ♦ **IPOrdLineId**: This parameter contains the identifier of the order line.

Output parameters

In case of error, there are two possibilities:

- In AssetCenter, the script containing the function is suspended and an error message issued to the user.
- If calling from an external program, you must call the [AmLastError\(\)](#) [page 359] function (and optionally the [AmLastErrorMsg\(\)](#) [page 360] function) to find out if an error occurred (and obtain its associated message).

AmGetRecordFromMainId()

This function returns the ID number of a record identified by a value of the primary key of the table containing this record.

API syntax

```
long AmGetRecordFromMainId(long hApiCnxBase, char *strTable, long lId);
```

Internal Basic syntax

```
Function AmGetRecordFromMainId(strTable As String, lId As Long) As Long
```

Field of application

Version: 2.52

	Available
AssetCenter API	✓
Configuration script of a field or link	
"Script" type action	✓
Deployment workflow	
Wizard script	

	Available
FINISH.DO script of a wizard	

Input parameters

- **strTable:** This parameter contains the SQL name of the table containing the record concerned by the operation.
- **lId:** This parameter contains the value of the primary key of the table for this records.

Notes

This function systematically returns a record handle, except when the table is not found. If no record is found in the specified table, an error is raised at each execution of a function using the handle returned by this function.

AmGetRecordHandle()

This function returns the handle of a record that is the current result of a query identified by its handle. This record can be used to write in the database. This function only works if the query contains the primary key of the record.

API syntax




```
long AmGetRecordHandle(long hApiQuery);
```

Internal Basic syntax

```
Function AmGetRecordHandle(hApiQuery As Long) As Long
```

Field of application

Version: 2.52

	Available
AssetCenter API	
Configuration script of a field or link	
"Script" type action	
Deployment workflow	
Wizard script	
FINISH.DO script of a wizard	

Input parameters

- ◆ **hApiQuery**: This parameter contains a valid handle of a query object.

AmGetRecordId()

This function returns the ID number of a record identified by its handle. In the case of a record being inserted, this value is 0.

API syntax



```
long AmGetRecordId(long hApiRecord);
```

Internal Basic syntax

```
Function AmGetRecordId(hApiRecord As Long) As Long
```

Field of application

Version: 2.52

	Available
AssetCenter API	
Configuration script of a field or link	
"Script" type action	
Deployment workflow	
Wizard script	

	Available
FINISH.DO script of a wizard	

Input parameters

- ◆ **hApiRecord:** This parameter contains a valid handle of the record whose ID number you want to know.

Output parameters

In case of error, there are two possibilities:

- In AssetCenter, the script containing the function is suspended and an error message issued to the user.
- If calling from an external program, you must call the [AmLastError\(\)](#) [page 359] function (and optionally the [AmLastErrorMsg\(\)](#) [page 360] function) to find out if an error occurred (and obtain its associated message).

AmGetRelDstField()

This function returns a handle on the target field of a link.

API syntax

```
long AmGetRelDstField(long hApiField);
```

Internal Basic syntax

```
Function AmGetRelDstField(hApiField As Long) As Long
```

Field of application

Version: 3.5

	Available
AssetCenter API	✓
Configuration script of a field or link	✓
"Script" type action	✓
Deployment workflow	
Wizard script	✓
FINISH.DO script of a wizard	✓

Input parameters

- ◆ **hApiField**: This parameter contains a valid handle on the link concerned by the operation.

AmGetRelSrcField()

This function returns a handle on the source field of a link.

API syntax

```
long AmGetRelSrcField(long hApiField);
```

Internal Basic syntax

```
Function AmGetRelSrcField(hApiField As Long) As Long
```

Field of application

Version: 3.5

	Available
AssetCenter API	✓
Configuration script of a field or link	✓
"Script" type action	✓
Deployment workflow	
Wizard script	✓

	Available
FINISH.DO script of a wizard	

Input parameters

- ◆ **hApiField:** This parameter contains a valid handle on the link concerned by the operation.

AmGetRelTable()

This function returns a handle on the relation table of an N-N link.

API syntax





```
long AmGetRelTable(long hApiField);
```

Internal Basic syntax

```
Function AmGetRelTable(hApiField As Long) As Long
```

Field of application

Version: 3.5

	Available
AssetCenter API	
Configuration script of a field or link	
"Script" type action	
Deployment workflow	
Wizard script	

	Available
FINISH.DO script of a wizard	

Input parameters

- ◆ **hApiField:** This parameter contains a valid handle on the link concerned by the operation.

Output parameters

In case of error, this function returns a non-valid handle (zero).

AmGetReverseLink()

This function returns the handle of the reverse link specified by the handle contained in the **hApiField** parameter.

API syntax

```
long AmGetReverseLink(long hApiField);
```

Internal Basic syntax

```
Function AmGetReverseLink(hApiField As Long) As Long
```

Field of application

Version: 3.02

	Available
AssetCenter API	
Configuration script of a field or link	
"Script" type action	

	Available
Deployment workflow	
Wizard script	✓
FINISH.DO script of a wizard	✓

Input parameters

- ◆ **hApiField**: This parameter contains a handle of the link whose reverse link you want to know.

AmGetScriptValue()

API syntax

```
long AmGetScriptValue(long hApiObject, char *strScriptName, char *strObject,
char *strPath);
```

Internal Basic syntax

```
Function AmGetScriptValue(hApiObject As Long, strScriptName As String,
strObject As String, strPath As String) As Variant
```

Field of application

Version: ?

	Available
AssetCenter API	✓
Configuration script of a field or link	✓
"Script" type action	✓
Deployment workflow	
Wizard script	✓

	Available
FINISH.DO script of a wizard	

Output parameters

In case of error, there are two possibilities:

- In AssetCenter, the script containing the function is suspended and an error message issued to the user.
- If calling from an external program, you must call the [AmLastError\(\)](#) [page 359] function (and optionally the [AmLastErrorMsg\(\)](#) [page 360] function) to find out if an error occurred (and obtain its associated message).

AmGetSelfFromMainId()

Returns the description string for a record in a given table.

API syntax


```
long AmGetSelfFromMainId(long hApiCnxBase, char *strTableName, long lId,
char *pstrRecordDesc, long lRecordDesc);
```

Internal Basic syntax

```
Function AmGetSelfFromMainId(strTableName As String, lId As Long) As
String
```

Field of application

Version: 3.5

	Available
AssetCenter API	
Configuration script of a field or link	
"Script" type action	

	Available
Deployment workflow	
Wizard script	✓
FINISH.DO script of a wizard	✓

Input parameters

- **strTableName:** This parameter contains the SQL name of the table containing record concerned by the operation.
- **lId:** This parameter contains the ID number concerned by the operation.

Output parameters

In case of error, there are two possibilities:

- In AssetCenter, the script containing the function is suspended and an error message issued to the user.
- If calling from an external program, you must call the [AmLastError\(\)](#) [page 359] function (and optionally the [AmLastErrorMsg\(\)](#) [page 360] function) to find out if an error occurred (and obtain its associated message).

AmGetSourceTable()

Returns the handle of the source table of the link indicated in the **hApiField** parameter.

API syntax






```
long AmGetSourceTable(long hApiField);
```

Internal Basic syntax

```
Function AmGetSourceTable(hApiField As Long) As Long
```

Field of application

Version: 3.02

	Available
AssetCenter API	
Configuration script of a field or link	
"Script" type action	
Deployment workflow	
Wizard script	
FINISH.DO script of a wizard	

Input parameters

- ◆ **hApiField**: This parameter contains a valid handle of the link whose source table you want to know.

Output parameters

In case of error, this function returns a non-valid handle (zero).

AmGetTable()

This function returns the handle of a table identified by its position (number) in the current connection.

API syntax

```
long AmGetTable(long hApiCnxBase, long IPos);
```

Internal Basic syntax

```
Function AmGetTable(IPos As Long) As Long
```

Field of application

Version: 2.52

	Available
AssetCenter API	✓
Configuration script of a field or link	✓
"Script" type action	✓
Deployment workflow	
Wizard script	✓
FINISH.DO script of a wizard	✓

Input parameters

- ◆ **IPos**: This parameter contains the position of the table in the current connection. Its values are comprised between "0" and **AmGetTableCount**.

Output parameters

In case of error, this function returns a non-valid handle (zero).

AmGetTableCount()

This function returns the number of tables in the database concerned by the currency connection.

API syntax






```
long AmGetTableCount(long hApiCnxBase);
```

Internal Basic syntax

```
Function AmGetTableCount() As Long
```

Field of application

Version: 2.52

	Available
AssetCenter API	
Configuration script of a field or link	
"Script" type action	
Deployment workflow	
Wizard script	
FINISH.DO script of a wizard	

Output parameters

In case of error, there are two possibilities:

- In AssetCenter, the script containing the function is suspended and an error message issued to the user.
- If calling from an external program, you must call the [AmLastError\(\)](#) [page 359] function (and optionally the [AmLastErrorMsg\(\)](#) [page 360] function) to find out if an error occurred (and obtain its associated message).

AmGetTableDescription()

This function returns, as a character string ("String" format), the long description of a table identified by a handle.

API syntax

```
long AmGetTableDescription(long hApiTable, char *pstrDesc, long lDesc);
```

Internal Basic syntax

```
Function AmGetTableDescription(hApiTable As Long) As String
```

Field of application

Version: 3.00

	Available
AssetCenter API	✓
Configuration script of a field or link	✓
"Script" type action	✓
Deployment workflow	
Wizard script	✓
FINISH.DO script of a wizard	✓

Input parameters

- ◆ **hApiTable:** This parameter contains a valid handle of the table whose long description you want to know.

Output parameters

In case of error, there are two possibilities:

- In AssetCenter, the script containing the function is suspended and an error message issued to the user.
- If calling from an external program, you must call the [AmLastError\(\)](#) [page 359] function (and optionally the [AmLastErrorMsg\(\)](#) [page 360] function) to find out if an error occurred (and obtain its associated message).

AmGetTableFromName()

This function returns the handle of a table identified by its SQL name in the current connection.

API syntax

```
long AmGetTableFromName(long hApiCnxBase, char *strName);
```

Internal Basic syntax

Function AmGetTableFromName(strName As String) As Long

Field of application

Version: 2.52

	Available
AssetCenter API	✓
Configuration script of a field or link	✓
"Script" type action	✓
Deployment workflow	
Wizard script	✓
FINISH.DO script of a wizard	✓

Input parameters

- ◆ **strName:** This parameter contains the SQL name of the table whose handle you want to recover.

Output parameters

In case of error, this function returns a non-valid handle (zero).

AmGetTableLabel()

This function returns, as a character string ("String" format), the label of a table identified by a handle.

API syntax

```
long AmGetTableLabel(long hApiTable, char *pstrLabel, long lLabel);
```

Internal Basic syntax

Function AmGetTableLabel(hApiTable As Long) As String

Field of application

Version: 3.00

	Available
AssetCenter API	✓
Configuration script of a field or link	✓
"Script" type action	✓
Deployment workflow	
Wizard script	✓
FINISH.DO script of a wizard	✓

Input parameters

- ◆ **hApiTable:** This parameter contains a valid handle of the table whose label you want to know.

Output parameters

In case of error, there are two possibilities:

- In AssetCenter, the script containing the function is suspended and an error message issued to the user.
- If calling from an external program, you must call the [AmLastError\(\)](#) [page 359] function (and optionally the [AmLastErrorMsg\(\)](#) [page 360] function) to find out if an error occurred (and obtain its associated message).

AmGetTableName()

Returns the SQL name of a table as a character string.

API syntax

```
long AmGetTableName(long hApiTable, char *pstrBuffer, long lBuffer);
```

Internal Basic syntax

```
Function AmGetTableName(hApiTable As Long) As String
```

Field of application

Version: 2.52

	Available
AssetCenter API	✓
Configuration script of a field or link	✓
"Script" type action	✓
Deployment workflow	
Wizard script	✓
FINISH.DO script of a wizard	✓

Input parameters

- ◆ **hApiTable**: Valid handle of the table whose name you want to recover.

Output parameters

In case of error, there are two possibilities:

- In AssetCenter, the script containing the function is suspended and an error message issued to the user.
- If calling from an external program, you must call the [AmLastError\(\)](#) [page 359] function (and optionally the [AmLastErrorMsg\(\)](#) [page 360] function) to find out if an error occurred (and obtain its associated message).

AmGetTableRights()

This function returns, as a character string ("String" format), the users rights for a table given by a handle. The returned string consists of a maximum of two characters that indicate the status of creation and deletion rights:

- "c" indicates that the user has creation rights for the table.
- "d" indicates that the user has deletion rights on the table.

Thus, for example:

- "c" means that the user has creation rights for the table only.
- "cd" means that the user has both creation and deletion rights for the table.

API syntax

```
long AmGetTableRights(long hApiTable, char *pstrBuffer, long lBuffer);
```

Internal Basic syntax

```
Function AmGetTableRights(hApiTable As Long) As String
```

Field of application

Version: 2.52

	Available
AssetCenter API	✓
Configuration script of a field or link	✓
"Script" type action	✓
Deployment workflow	
Wizard script	✓

	Available
FINISH.DO script of a wizard	

Input parameters

- ◆ **hApiTable:** This parameter contains a valid handle of the table for which you want to know the user rights.

Output parameters

In case of error, there are two possibilities:

- In AssetCenter, the script containing the function is suspended and an error message issued to the user.
- If calling from an external program, you must call the [AmLastError\(\)](#) [page 359] function (and optionally the [AmLastErrorMsg\(\)](#) [page 360] function) to find out if an error occurred (and obtain its associated message).

AmGetTableSqlName()

This function returns, as a character string ("String" format), the SQL name of a table identified by a handle.

API syntax

```
long AmGetTableSqlName(long hApiTable, char *pstrBuffer, long lBuffer);
```

Internal Basic syntax

```
Function AmGetTableSqlName(hApiTable As Long) As String
```

Field of application

Version: 3.00

	Available
AssetCenter API	✓
Configuration script of a field or link	✓
"Script" type action	✓
Deployment workflow	
Wizard script	✓
FINISH.DO script of a wizard	✓

Input parameters

- ◆ **hApiTable:** This parameter contains a valid handle of the table whose SQL name you want to know.

Output parameters

In case of error, there are two possibilities:

- In AssetCenter, the script containing the function is suspended and an error message issued to the user.
- If calling from an external program, you must call the [AmLastError\(\)](#) [page 359] function (and optionally the [AmLastErrorMsg\(\)](#) [page 360] function) to find out if an error occurred (and obtain its associated message).

AmGetTargetTable()

Returns the SQL name of the target table of a link.

API syntax

```
long AmGetTargetTable(long hApiField);
```

Internal Basic syntax

```
Function AmGetTargetTable(hApiField As Long) As Long
```

Field of application

Version: 3.00

	Available
AssetCenter API	✓
Configuration script of a field or link	✓
"Script" type action	✓
Deployment workflow	
Wizard script	✓
FINISH.DO script of a wizard	✓

Input parameters

- ◆ **hApiField**: Handle of the link concerned by the operation.

Output parameters

In case of error, this function returns a non-valid handle (zero).

AmGetTrace()

The AmGetTrace API gets the trace between two nodes (IUserId, IHostId) in the cable link table. The trace direction (ITraceDir) identifies if the trace should be user-to-host (ITraceDir = 1) or host-to-user (ITraceDir = 0). The trace type (ITraceType) indicates if the trace is a connection (ITraceType = 1) or a disconnection (ITraceType = 2). The full trace indicator (bFullTrace) identifies if the trace include only modified nodes (bFullTrace = 0) or the entire trace (bFullTrace = 1).

API syntax

```
long AmGetTrace(long hApiCnxBase, long IUserId, long IHostId, long iTraceDir,
long iTraceType, long bFullTrace, char *pstrTrace, long ITrace);
```

Internal Basic syntax

Function AmGetTrace(IUserId As Long, IHostId As Long, iTraceDir As Long, iTraceType As Long, bFullTrace As Long) As String

Field of application

Version: 4.00

	Available
AssetCenter API	✓
Configuration script of a field or link	✓
"Script" type action	✓
Deployment workflow	
Wizard script	✓
FINISH.DO script of a wizard	✓

Input parameters

- **IUserId**: This parameter defines the starting connection link ID.
- **IHostId**: This parameter defines the ending connection link ID.
- **iTraceDir**: This parameter specifies the direction of the connection.
 - 0=host to user
 - 1=user to host
- **iTraceType**: This parameter defines the connection type.
 - 1=connection
 - 2=disconnection
- **bFullTrace**: This parameter specifies to ignore the partial trace and return the whole trace string.

Output parameters

In case of error, there are two possibilities:

- In AssetCenter, the script containing the function is suspended and an error message issued to the user.

- If calling from an external program, you must call the [AmLastError\(\)](#) [page 359] function (and optionally the [AmLastErrorMsg\(\)](#) [page 360] function) to find out if an error occurred (and obtain its associated message).

AmGetTraceFromHist()

The AmGetTraceFromHist API is for calculating a string from Trace History using Trace Operations to show new connectivity versus existing connectivity.

API syntax



```
long AmGetTraceFromHist(long hApiCnxBase, long IProjTraceOutId, long
iTraceDir, char *strDelimiter, char *pstrTraceint, long ITraceint, long
bUpdateFlag);
```

Internal Basic syntax

```
Function AmGetTraceFromHist(IProjTraceOutId As Long, iTraceDir As Long,
strDelimiter As String, bUpdateFlag As Long) As String
```

Field of application

Version: 4.00

	Available
AssetCenter API	
Configuration script of a field or link	
"Script" type action	
Deployment workflow	
Wizard script	



Input parameters

- **lProjTraceOutId**: This parameter defines the project trace ID.
- **iTraceDir**: This parameter specifies the direction of the connection.
 - 0=host to user
 - 1=user to host
- **strDelimiter**: This parameter is the string delimiter to show existing connects and disconnects.
- **bUpdateFlag**: This parameter is an optional parameter to AmGetTraceHist API to update the amCabTraceOut.TraceString.
 - 0=false
 - 1=true

Output parameters

In case of error, there are two possibilities:

- In AssetCenter, the script containing the function is suspended and an error message issued to the user.
- If calling from an external program, you must call the [AmLastError\(\)](#) [page 359] function (and optionally the [AmLastErrorMsg\(\)](#) [page 360] function) to find out if an error occurred (and obtain its associated message).

AmGetTypedLinkField()

Returns a handle of the field whose value is the SQL name of the target table of the typed link indicated in the **hApiField** parameter.

API syntax

```
long AmGetTypedLinkField(long hApiField);
```


Internal Basic syntax

Function AmGetTypedLinkField(hApiField As Long) As Long

Field of application

Version: 3.02

	Available
AssetCenter API	✓
Configuration script of a field or link	✓
"Script" type action	✓
Deployment workflow	
Wizard script	✓
FINISH.DO script of a wizard	✓

Input parameters

- ◆ **hApiField**: This parameter contains a valid handle of the typed link at the origin of the operation.

AmGetUserEnvSessionItem()

API syntax

```
long AmGetUserEnvSessionItem(long hApiCnxBase, char *return, long lreturn,
char *strSection, char *strEntry);
```

Internal Basic syntax

Function AmGetUserEnvSessionItem(strSection As String, strEntry As String) As String

Field of application

Version: 4.4.0

	Available
AssetCenter API	✓
Configuration script of a field or link	✓
"Script" type action	✓
Deployment workflow	
Wizard script	✓
FINISH.DO script of a wizard	✓

Output parameters

In case of error, there are two possibilities:

- In AssetCenter, the script containing the function is suspended and an error message issued to the user.
- If calling from an external program, you must call the [AmLastError\(\)](#) [page 359] function (and optionally the [AmLastErrorMsg\(\)](#) [page 360] function) to find out if an error occurred (and obtain its associated message).

AmGetVersion()

This function returns the build number of AssetCenter in the form of a character string.

API syntax






```
long AmGetVersion(char *pstrBuf, long lBuf);
```

Internal Basic syntax

```
Function AmGetVersion() As String
```

Field of application

Version: 2.52

	Available
AssetCenter API	
Configuration script of a field or link	
"Script" type action	
Deployment workflow	
Wizard script	
FINISH.DO script of a wizard	

Output parameters

In case of error, there are two possibilities:

- In AssetCenter, the script containing the function is suspended and an error message issued to the user.
- If calling from an external program, you must call the [AmLastError\(\)](#) [page 359] function (and optionally the [AmLastErrorMsg\(\)](#) [page 360] function) to find out if an error occurred (and obtain its associated message).

AmHasAdminPrivilege()

This function returns "TRUE" (value other than 0) if the connected user has administration rights.

API syntax

```
long AmHasAdminPrivilege(long hApiCnxBase);
```

Internal Basic syntax

```
Function AmHasAdminPrivilege() As Long
```

Field of application

Version: 3.00

	Available
AssetCenter API	✓
Configuration script of a field or link	✓
"Script" type action	✓
Deployment workflow	
Wizard script	✓
FINISH.DO script of a wizard	✓

Output parameters

In case of error, there are two possibilities:

- In AssetCenter, the script containing the function is suspended and an error message issued to the user.
- If calling from an external program, you must call the [AmLastError\(\)](#) [page 359] function (and optionally the [AmLastErrorMsg\(\)](#) [page 360] function) to find out if an error occurred (and obtain its associated message).

AmHasRelTable()

This function enables you to test whether a link has a relation table or not.

API syntax






```
long AmHasRelTable(long hApiField);
```

Internal Basic syntax

```
Function AmHasRelTable(hApiField As Long) As Long
```

Field of application

Version: 3.5

	Available
AssetCenter API	
Configuration script of a field or link	
"Script" type action	
Deployment workflow	
Wizard script	
FINISH.DO script of a wizard	

Input parameters

- ◆ **hApiField**: This parameter contains a valid handle on the link concerned by the operation.

Output parameters

In case of error, there are two possibilities:

- In AssetCenter, the script containing the function is suspended and an error message issued to the user.
- If calling from an external program, you must call the [AmLastError\(\)](#) [page 359] function (and optionally the [AmLastErrorMsg\(\)](#) [page 360] function) to find out if an error occurred (and obtain its associated message).

AmHasRightsForCreation()

This function enables you to determine whether the connected user has creation rights for a given table.

Internal Basic syntax

Function `AmHasRightsForCreation(strTable As String) As Long`

Field of application

Version: 4.3.0

	Available
AssetCenter API	
Configuration script of a field or link	✓
"Script" type action	✓
Deployment workflow	
Wizard script	✓
FINISH.DO script of a wizard	✓

Input parameters

- ◆ **strTable**: This parameter contains the SQL name of the table concerned by the operation.

Output parameters

In case of error, there are two possibilities:

- In AssetCenter, the script containing the function is suspended and an error message issued to the user.
- If calling from an external program, you must call the [AmLastError\(\)](#) [page 359] function (and optionally the [AmLastErrorMsg\(\)](#) [page 360] function) to find out if an error occurred (and obtain its associated message).

Example

```
RetVal=amHasRightsForCreation ("amEmplDept")
```

AmHasRightsForDeletion()

This function enables you to determine whether the connected user has deletion rights for a given table.

Internal Basic syntax

Function AmHasRightsForDeletion(strTable As String) As Long

Field of application

Version: 4.3.0

	Available
AssetCenter API	
Configuration script of a field or link	✓
"Script" type action	✓
Deployment workflow	
Wizard script	✓
FINISH.DO script of a wizard	✓

Input parameters

- ◆ **strTable**: This parameter contains the SQL name of the table concerned by the operation.

Output parameters

In case of error, there are two possibilities:

- In AssetCenter, the script containing the function is suspended and an error message issued to the user.
- If calling from an external program, you must call the [AmLastError\(\)](#) [page 359] function (and optionally the [AmLastErrorMsg\(\)](#) [page 360] function) to find out if an error occurred (and obtain its associated message).

Example

```
RetVal=amHasRightsForDeletion("amEmplDept")
```

AmHasRightsForFieldUpdate()





This function enables you to determine whether the connected user has update rights for a given field.

Internal Basic syntax

Function AmHasRightsForFieldUpdate(strTable As String, strField As String)
As Long

Field of application

Version: 4.3.0

	Available
AssetCenter API	
Configuration script of a field or link	
"Script" type action	
Deployment workflow	
Wizard script	
FINISH.DO script of a wizard	

Input parameters

- **strTable**: This parameter contains the SQL name of the table concerned by the operation.
- **strField**: This parameter contains the SQL name of the field (the table is specified in the **strTable** parameter) concerned by the operation.

Output parameters

In case of error, there are two possibilities:

- In AssetCenter, the script containing the function is suspended and an error message issued to the user.

- If calling from an external program, you must call the [AmLastError\(\)](#) [page 359] function (and optionally the [AmLastErrorMsg\(\)](#) [page 360] function) to find out if an error occurred (and obtain its associated message).

Example

```
RetVal=amHasRightsForFieldUpdate("amEmpDept", "Location")
```

AmHelpdeskCanCloseFile()

This function enables you to determine whether the connected user can close a helpdesk ticket or not.

Internal Basic syntax

Function AmHelpdeskCanCloseFile() As Long

Field of application

Version: 4.3.0

	Available
AssetCenter API	
Configuration script of a field or link	✓
"Script" type action	✓
Deployment workflow	
Wizard script	✓
FINISH.DO script of a wizard	✓

Output parameters

In case of error, there are two possibilities:

- In AssetCenter, the script containing the function is suspended and an error message issued to the user.

- If calling from an external program, you must call the `AmLastError()` [page 359] function (and optionally the `AmLastErrorMsg()` [page 360] function) to find out if an error occurred (and obtain its associated message).

Notes



Note:

If the connected user can close a helpdesk ticket, the function returns the value "1".

AmHelpdeskCanProceed()

This function enables you to determine whether the connected user can proceed with a helpdesk ticket or not.

Internal Basic syntax

Function `AmHelpdeskCanProceed()` As Long

Field of application

Version: 4.3.0

	Available
AssetCenter API	
Configuration script of a field or link	✓
"Script" type action	✓
Deployment workflow	
Wizard script	✓

	Available
FINISH.DO script of a wizard	

Output parameters

In case of error, there are two possibilities:

- In AssetCenter, the script containing the function is suspended and an error message issued to the user.
- If calling from an external program, you must call the [AmLastError\(\)](#) [page 359] function (and optionally the [AmLastErrorMsg\(\)](#) [page 360] function) to find out if an error occurred (and obtain its associated message).

Notes

 Note:

If the connected user can proceed with a helpdesk ticket, the function returns the value "1".

AmHelpdeskCanSaveCall()

This function enables you to determine whether the connected user can save a helpdesk ticket or not.

Internal Basic syntax

Function `AmHelpdeskCanSaveCall()` As Long

Field of application

Version: 4.3.0

	Available
AssetCenter API	
Configuration script of a field or link	✓
"Script" type action	✓
Deployment workflow	
Wizard script	✓
FINISH.DO script of a wizard	✓

Output parameters

In case of error, there are two possibilities:

- In AssetCenter, the script containing the function is suspended and an error message issued to the user.
- If calling from an external program, you must call the [AmLastError\(\)](#) [page 359] function (and optionally the [AmLastErrorMsg\(\)](#) [page 360] function) to find out if an error occurred (and obtain its associated message).

Notes



Note:

If the connected user can save a helpdesk ticket, the function returns the value "1".

AmImportDocument()

This function creates and imports a document from a file.

API syntax




```
long AmImportDocument(long hApiCnxBase, long IDocObjId, char
*strTableName, char *strFileName, char *strCategory, char *strDesignation);
```

Internal Basic syntax

Function `AmlImportDocument(IDocObjId As Long, strTableName As String, strFileName As String, strCategory As String, strDesignation As String) As Long`

Field of application

Version: 4.00

	Available
AssetCenter API	
Configuration script of a field or link	
"Script" type action	
Deployment workflow	
Wizard script	
FINISH.DO script of a wizard	

Input parameters

- **IDocObjId**: This parameter contains the value that will be stored in the `IDocObjId` field of the `amDocument` table.
- **strTableName**: This parameter contains the value that will be stored in the `DocObjTable` field of the `amDocument` table. In practice, it is the SQL name of the table containing the record to which the document is attached.
- **strFileName**: This parameter contains the name of the file to import.
- **strCategory**: This parameter contains the category of the document, as it appears in AssetCenter.
- **strDesignation**: This parameter contains the name of the document, as it appears in AssetCenter.

Output parameters

In case of error, there are two possibilities:

- In AssetCenter, the script containing the function is suspended and an error message issued to the user.

- If calling from an external program, you must call the [AmLastError\(\)](#) [page 359] function (and optionally the [AmLastErrorMsg\(\)](#) [page 360] function) to find out if an error occurred (and obtain its associated message).

AmImportReport()



This function enables you to import a Crystal Report from a file. It is imported into an existing record in the **amReport** table.

Internal Basic syntax

Function AmImportReport(IReportId As Long, strFileName As String) As Long

Field of application

Version: 4.3.0

Available	
AssetCenter API	
Configuration script of a field or link	
"Script" type action	
Deployment workflow	
Wizard script	
FINISH.DO script of a wizard	

Input parameters

- **IReportId**: This parameter contains the identifier of the record in the table **amReport** in which the imported report will be stored.
- **strFileName**: This parameter contains the full path of the file containing the report to be imported.

Output parameters

- 0: Normal execution.
- Other than zero: Error code.

AmlIncrementLogLevel()

This function displays the **strMsg** message in a history window and creates a node in the final page of a wizard.


All the following messages appear in this node.

Internal Basic syntax

Function AmlIncrementLogLevel(strMsg As String, iType As Long) As Long

Field of application

Version: 3.5

Available	
AssetCenter API	
Configuration script of a field or link	
"Script" type action	
Deployment workflow	
Wizard script	
FINISH.DO script of a wizard	

Input parameters

- **strMsg**: This parameter contains the text of the message to be displayed.
- **iType**: This parameter defines the icon associated with the message. The possible values are "1" for an error, "2" for a warning, and "4" for information.

Output parameters

In case of error, there are two possibilities:

- In AssetCenter, the script containing the function is suspended and an error message issued to the user.
- If calling from an external program, you must call the `AmLastError()` [page 359] function (and optionally the `AmLastErrorMsg()` [page 360] function) to find out if an error occurred (and obtain its associated message).

AmInsertRecord()

This function inserts a record previously created in the database. Only those records created using the `AmCreateRecord` function can be inserted in the database. Records accessed using a query cannot be inserted.

API syntax



```
long AmInsertRecord(long hApiRecord);
```

Internal Basic syntax

```
Function AmInsertRecord(hApiRecord As Long) As Long
```

Field of application

Version: 2.52

	Available
AssetCenter API	
Configuration script of a field or link	
"Script" type action	
Deployment workflow	
Wizard script	

	Available
FINISH.DO script of a wizard	

Input parameters

- ◆ **hApiRecord**: This parameter contains a handle of the record you want to insert in the database.

Output parameters

- 0: Normal execution.
- Other than zero: Error code.

AmlInstantiateReqLine()

This function enables you to directly instantiate a given request line.

API syntax

```
long AmlInstantiateReqLine(long hApiCnxBase, long IRequestLineId, long bFinal, long IOrderLineId, double dQty);
```

Internal Basic syntax

```
Function AmlInstantiateReqLine(IRequestLineId As Long, bFinal As Long, IOrderLineId As Long, dQty As Double) As Long
```

Field of application

Version: 4.00

	Available
AssetCenter API	

	Available
Configuration script of a field or link	
"Script" type action	✓
Deployment workflow	
Wizard script	
FINISH.DO script of a wizard	✓

Input parameters

- **IRequestLineId**: This parameter contains the identifier of the request line.
- **bFinal**: This parameter enables you to specify whether you want to finalize the assignment.
- **IOrderLineId**: This parameter contains the identifier of the order line.
- **dQty**: This parameter contains quantity to instantiate.

Output parameters

- 0: Normal execution.
- Other than zero: Error code.

Notes

The function enables you to create requested elements without going through the procurement cycle. If **bFinal** = FALSE, then the asset will be created with the status Awaiting receipt.

AmInstantiateRequest()

This function enables you to directly instantiate the full contents of a given request.

API syntax




```
long AmlInstantiateRequest(long hApiCnxBase, long IRequestId, long IMulFactor);
```

Internal Basic syntax

```
Function AmlInstantiateRequest(IRequestId As Long, IMulFactor As Long) As Long
```

Field of application

Version: 4.00

	Available
AssetCenter API	
Configuration script of a field or link	
"Script" type action	
Deployment workflow	
Wizard script	
FINISH.DO script of a wizard	

Input parameters

- **IRequestId:** This parameter contains the identifier of the request.
- **IMulFactor:** This parameter enables you to specify the number of instantiations to perform.

Output parameters

- 0: Normal execution.
- Other than zero: Error code.

AmlsConnected()


This function tests whether the current connection is valid.

API syntax

```
long AmlsConnected(long hApiCnxBase);
```

Field of application

Version: 3.00

	Available
AssetCenter API	
Configuration script of a field or link	
"Script" type action	
Deployment workflow	
Wizard script	
FINISH.DO script of a wizard	

Output parameters

In case of error, there are two possibilities:

- In AssetCenter, the script containing the function is suspended and an error message issued to the user.
- If calling from an external program, you must call the [AmLastError\(\)](#) [page 359] function (and optionally the [AmLastErrorMsg\(\)](#) [page 360] function) to find out if an error occurred (and obtain its associated message).

AmlsFieldForeignKey()

This function enables you to determine whether a field is an foreign key in the database.

API syntax

```
long AmlsFieldForeignKey(long hApiField);
```

Internal Basic syntax

```
Function AmlsFieldForeignKey(hApiField As Long) As Long
```

Field of application

Version: 2.52

	Available
AssetCenter API	✓
Configuration script of a field or link	✓
"Script" type action	✓
Deployment workflow	
Wizard script	✓
FINISH.DO script of a wizard	✓

Input parameters

- ◆ **hApiField**: This parameter contains a handle of the field to be identified.

Output parameters

- 1: The field is a foreign key.
- 0: The field is not a foreign key.

AmlsFieldIndexed()

This function enables you to determine whether a field is indexed or not.

API syntax






```
long AmlsFieldIndexed(long hApiField);
```

Internal Basic syntax

```
Function AmlsFieldIndexed(hApiField As Long) As Long
```

Field of application

Version: 3.5

	Available
AssetCenter API	
Configuration script of a field or link	
"Script" type action	
Deployment workflow	
Wizard script	
FINISH.DO script of a wizard	

Input parameters

- ◆ **hApiField**: This parameter contains a handle of the field to be identified.

Output parameters

- 1: The field is indexed.
- 0: The field is not indexed.

AmlsFieldPrimaryKey()

This function enables you to determine whether a field is an primary key in the database.

API syntax

```
long AmlsFieldPrimaryKey(long hApiField);
```

Internal Basic syntax

```
Function AmlsFieldPrimaryKey(hApiField As Long) As Long
```

Field of application

Version: 3.00

	Available
AssetCenter API	✓
Configuration script of a field or link	✓
"Script" type action	✓
Deployment workflow	
Wizard script	✓
FINISH.DO script of a wizard	✓

Input parameters

- ◆ **hApiField:** This parameter contains a handle of the field to be identified.

Output parameters

- 1: The field is a primary key.
- 0: The field is not a primary key.

AmlsHelpdeskAdmin()

This function enables you to determine whether the connected user is the helpdesk administrator.

Internal Basic syntax

Function `AmIsHelpdeskAdmin()` As Long

Field of application

Version: 4.3.0

	Available
AssetCenter API	
Configuration script of a field or link	✓
"Script" type action	✓
Deployment workflow	
Wizard script	✓
FINISH.DO script of a wizard	✓

Output parameters

In case of error, there are two possibilities:

- In AssetCenter, the script containing the function is suspended and an error message issued to the user.
- If calling from an external program, you must call the [AmLastError\(\)](#) [page 359] function (and optionally the [AmLastErrorMsg\(\)](#) [page 360] function) to find out if an error occurred (and obtain its associated message).

Notes

 Note:

If the connected user is the helpdesk administrator, the function returns the value "1".

AmlsHelpdeskMember()

This function enables you to determine whether the connected user belongs to a helpdesk group or not.

Internal Basic syntax

Function AmlsHelpdeskMember() As Long

Field of application

Version: 4.3.0

	Available
AssetCenter API	
Configuration script of a field or link	✓
"Script" type action	✓
Deployment workflow	
Wizard script	✓
FINISH.DO script of a wizard	✓

Output parameters

In case of error, there are two possibilities:

- In AssetCenter, the script containing the function is suspended and an error message issued to the user.
- If calling from an external program, you must call the [AmLastError\(\)](#) [page 359] function (and optionally the [AmLastErrorMsg\(\)](#) [page 360] function) to find out if an error occurred (and obtain its associated message).

Notes

 Note:

If the connected user belongs to a helpdesk group, the function returns the value "1".

AmlsHelpdeskSuper()





This function enables you to determine whether the connected user is a helpdesk group supervisor or not.

Internal Basic syntax

Function AmlsHelpdeskSuper() As Long

Field of application

Version: 4.3.0

	Available
AssetCenter API	
Configuration script of a field or link	
"Script" type action	
Deployment workflow	
Wizard script	
FINISH.DO script of a wizard	

Output parameters

In case of error, there are two possibilities:

- In AssetCenter, the script containing the function is suspended and an error message issued to the user.

- If calling from an external program, you must call the [AmLastError\(\)](#) [page 359] function (and optionally the [AmLastErrorMsg\(\)](#) [page 360] function) to find out if an error occurred (and obtain its associated message).

Notes

 Note:

If the connected user is a helpdesk supervisor, the function returns the value "1".

AmlsLink()

Determines whether the object identified by its handle is a link or a field.

API syntax





```
long AmlsLink(long hApiField);
```

Internal Basic syntax

```
Function AmlsLink(hApiField As Long) As Long
```

Field of application

Version: 3.00

	Available
AssetCenter API	
Configuration script of a field or link	
"Script" type action	
Deployment workflow	
Wizard script	

	Available
FINISH.DO script of a wizard	

Input parameters

- ◆ **hApiField**: Handle of the object concerned by the operation.

Output parameters

- 1: The object is a link.
- 0: The object is a field.

AmlsModuleAuthorized()




This function enables you to determine whether the connected user has access to a given module of the application or not.

Internal Basic syntax

Function AmlsModuleAuthorized(strModuleName As String) As Long

Field of application

Version: 4.3.0

	Available
AssetCenter API	
Configuration script of a field or link	
"Script" type action	
Deployment workflow	
Wizard script	

	Available
FINISH.DO script of a wizard	

Input parameters

- ◆ **strModuleName:** This parameter contains the name of the module concerned by the operation. The following is the list of possible modules:
 - ITAM: Portfolio management module
 - Reconc: Reconciliation module
 - Contract: Contract management module
 - Leasing: Leasing management module
 - Procurement: Procurement management module
 - Finance: Financials module
 - Helpdesk: Helpdesk management module
 - Cable: Cable and Circuit module
 - Barcode: Barcode module
 - Admin: Administration module
 - Visio: Visiro integration module
 - API: API library
 - Wizard: Wizard management module
 - Workflow: Workflow management module
 - AutoCAD: AutoCAD integration module
 - Knowlix: Knowlix integration module
 - DA_Automation: Automation module
 - DA_RemoteControl: Remote Control module

Output parameters

- In case of error, there are two possibilities:
- In AssetCenter, the script containing the function is suspended and an error message issued to the user.
 - If calling from an external program, you must call the [AmLastError\(\)](#) [page 359] function (and optionally the [AmLastErrorMsg\(\)](#) [page 360] function) to find out if an error occurred (and obtain its associated message).

Notes



Note:

Not all modules are available or can be enabled from the application. The availability depends on the license you have acquired from Peregrine Systems, Inc.

AmlsTypedLink()

Determines if the object identified by its handle is a typed link or not.

API syntax

```
long AmlsTypedLink(long hApiField);
```

Internal Basic syntax

```
Function AmlsTypedLink(hApiField As Long) As Long
```

Field of application

Version: 3.02

	Available
AssetCenter API	✓
Configuration script of a field or link	✓
"Script" type action	✓
Deployment workflow	
Wizard script	✓

	Available
FINISH.DO script of a wizard	

Input parameters

- ◆ **hApiField**: Handle of the object concerned by the operation.

Output parameters

- 1: The object is a typed link.
- 0: The object is not a typed link.

AmLastError()

This function returns the last error code generated by the last function executed in the context of the corresponding connection.

API syntax

```
long AmLastError(long hApiCnxBase);
```

Internal Basic syntax

```
Function AmLastError() As Long
```

Field of application

Version: 2.52

	Available
AssetCenter API	
Configuration script of a field or link	
"Script" type action	

	Available
Deployment workflow	
Wizard script	✓
FINISH.DO script of a wizard	✓

Output parameters

In case of error, there are two possibilities:

- In AssetCenter, the script containing the function is suspended and an error message issued to the user.
- If calling from an external program, you must call the [AmLastError\(\)](#) [page 359] function (and optionally the [AmLastErrorMsg\(\)](#) [page 360] function) to find out if an error occurred (and obtain its associated message).

AmLastErrorMsg()

This function returns the last error message occurred in the current connection.

API syntax

```
long AmLastErrorMsg(long hApiCnxBase, char *pstrBuffer, long lBuffer);
```


Internal Basic syntax

```
Function AmLastErrorMsg() As String
```

Field of application

Version: 2.52

	Available
AssetCenter API	✓
Configuration script of a field or link	✓
"Script" type action	✓

	Available
Deployment workflow	
Wizard script	
FINISH.DO script of a wizard	

Output parameters

In case of error, there are two possibilities:

- In AssetCenter, the script containing the function is suspended and an error message issued to the user.
- If calling from an external program, you must call the [AmLastError\(\)](#) [page 359] function (and optionally the [AmLastErrorMsg\(\)](#) [page 360] function) to find out if an error occurred (and obtain its associated message).

AmListToString()

This function converts the result of a character string obtained via the **AmDbGetList** function to a character string that can be displayed in the same way as the **AmDbGetString** function.

API syntax

```
long AmListToString(char *return, long lreturn, char *strSource, char
*strColSep, char *strLineSep, char *strIdSep);
```

Internal Basic syntax

```
Function AmListToString(strSource As String, strColSep As String, strLineSep
As String, strIdSep As String) As String
```

Field of application

Version: 3.00

	Available
AssetCenter API	✓
Configuration script of a field or link	✓
"Script" type action	✓
Deployment workflow	
Wizard script	✓
FINISH.DO script of a wizard	✓

Input parameters

- **strSource**: This parameter contains the character string to be converted.
- **strColSep**: This parameter contains the character used as column separator in the string to be converted.
- **strLineSep**: This parameter contains the character used as line separator in the string to be converted.
- **strIdSep**: This parameter contains the character used as identifier separator in the string to be converted.

Output parameters

In case of error, there are two possibilities:

- In AssetCenter, the script containing the function is suspended and an error message issued to the user.
- If calling from an external program, you must call the [AmLastError\(\)](#) [page 359] function (and optionally the [AmLastErrorMsg\(\)](#) [page 360] function) to find out if an error occurred (and obtain its associated message).

AmLog()


This function displays the **strMessage** message in a history window.

Internal Basic syntax

Function **AmLog(strMessage As String, iLogType As Long) As Long**

Field of application

Version: 3.00

	Available
AssetCenter API	
Configuration script of a field or link	
"Script" type action	
Deployment workflow	
Wizard script	
FINISH.DO script of a wizard	

Input parameters

- **strMessage**: This parameter contains the text of the message to be displayed.
- **iLogType**: This parameter defines the icon associated with the message. The possible values are "1" for an error, "2" for a warning, and "4" for information.

Output parameters

- 0: Normal execution.
- Other than zero: Error code.

Example

```
AmLog("This is a message")
```

AmLoginId()

This function returns the identifier of the connected user.

API syntax

```
long AmLoginId(long hApiCnxBase);
```

Internal Basic syntax

Function AmLoginId() As Long

Field of application

Version: 2.52

	Available
AssetCenter API	✓
Configuration script of a field or link	✓
"Script" type action	✓
Deployment workflow	
Wizard script	✓
FINISH.DO script of a wizard	✓

Output parameters

In case of error, there are two possibilities:

- In AssetCenter, the script containing the function is suspended and an error message issued to the user.
- If calling from an external program, you must call the [AmLastError\(\)](#) [page 359] function (and optionally the [AmLastErrorMsg\(\)](#) [page 360] function) to find out if an error occurred (and obtain its associated message).

Example

The following example defines the identifier of the connected user as the default value for a database field:

```
RetVal=AmLoginId()
```

AmLoginName()

This function returns the login name of the connected user.

API syntax






```
long AmLoginName(long hApiCnxBase, char *return, long lreturn);
```

Internal Basic syntax

```
Function AmLoginName() As String
```

Field of application

Version: 2.52

	Available
AssetCenter API	
Configuration script of a field or link	
"Script" type action	
Deployment workflow	
Wizard script	
FINISH.DO script of a wizard	

Output parameters

In case of error, there are two possibilities:

- In AssetCenter, the script containing the function is suspended and an error message issued to the user.
- If calling from an external program, you must call the [AmLastError\(\)](#) [page 359] function (and optionally the [AmLastErrorMsg\(\)](#) [page 360] function) to find out if an error occurred (and obtain its associated message).

Example

The following example defines the login name of the connected user as the default value for a database field:

```
RetVal=AmLoginName()
```

AmMapSubReqLineAgent()

This function enables you to establish the possible links between the sub-lines of a request line and those of an order line.

API syntax




```
long AmMapSubReqLineAgent(long hApiCnxBase, long IRequestLineId, long
IPorderLineId);
```

Internal Basic syntax

```
Function AmMapSubReqLineAgent(IRequestLineId As Long, IPorderLineId
As Long) As Long
```

Field of application

Version: 4.00

	Available
AssetCenter API	
Configuration script of a field or link	
"Script" type action	
Deployment workflow	
Wizard script	
FINISH.DO script of a wizard	

Input parameters

- **IRequestLineId:** This parameter contains the identifier of the request line.
- **IPorderLineId:** This parameter contains the identifier of the request line.

Output parameters

- 0: Normal execution.
- Other than zero: Error code.

AmMoveCable()

The AmMoveCable API moves a cable (ICableId) from its current location to a given destination location (IToLoc). If the project (IProjectId) and work order (IWorkOrderId) have values, the cable is added to the project and work order with the comment contained in the given comment (strComment). This comment describes the action that will be performed on the cable (i.e. "Move cable from here to there").

API syntax



```
long AmMoveCable(long hApiCnxBase, long ICableId, long IToLocId, long IProjectId, long IWorkOrderId, char *strComment);
```

Internal Basic syntax

```
Function AmMoveCable(ICableId As Long, IToLocId As Long, IProjectId As Long, IWorkOrderId As Long, strComment As String) As Long
```

Field of application

Version: 4.00

	Available
AssetCenter API	
Configuration script of a field or link	
"Script" type action	
Deployment workflow	
Wizard script	



Input parameters

- **ICableId**: This parameter is the ID of the cable to move.
- **IToLocId**: This parameter defines the cable ID to move.
- **IProjectId**: This parameter is the project ID.
- **IWorkOrderId**: This parameter defines the work order ID.
- **strComment**: This parameter is the comment that will be used on the work order.

Output parameters

- 0: Normal execution.
- Other than zero: Error code.

AmMoveDevice()

The AmMoveDevice API moves a device (IAssetId) from its current location to a given destination location (IToLoc). If the project (IProjectId) and work order (IWorkOrderId) have values, the device is added to the project and work order with the given comment (strComment). This comment describes the action that will be performed on the device (i.e. "Move device from here to there").

API syntax

```
long AmMoveDevice(long hApiCnxBase, long IDeviceId, long IToLocationId,  
long IProjectId, long IWorkOrderId, char *strComment);
```

Internal Basic syntax

```
Function AmMoveDevice(IDeviceId As Long, IToLocationId As Long, IProjectId  
As Long, IWorkOrderId As Long, strComment As String) As Long
```


Field of application

Version: 4.00

	Available
AssetCenter API	✓
Configuration script of a field or link	
"Script" type action	✓
Deployment workflow	
Wizard script	
FINISH.DO script of a wizard	✓

Input parameters

- **IDeviceId**: This parameter defines the device ID that will be moved.
- **IToLocationId**: This parameter defines the device's new location.
- **IProjectId**: This parameter is the project ID.
- **IWorkOrderId**: This parameter defines the work order ID.
- **strComment**: This parameter is the comment that will be used on the work order.

Output parameters

- 0: Normal execution.
- Other than zero: Error code.

AmMsgBox()

This function displays a dialog box containing a message.

Internal Basic syntax

Function AmMsgBox(strMessage As String, IMode As Long) As Long

Field of application

Version: 3.00

	Available
AssetCenter API	
Configuration script of a field or link	✓
"Script" type action	✓
Deployment workflow	
Wizard script	✓
FINISH.DO script of a wizard	✓

Input parameters

- **strMessage:** This parameter contains the message displayed in the dialog box.
- **IMode:** This parameter contains the displayed dialog box type (0 for a simple dialog box with an OK button, 1 for a dialog box with OK and Cancel, 2 for a dialog box with just Cancel).

Output parameters

- 0: Normal execution.
- Other than zero: Error code.

Example

```
AmMsgBox("Move carried out")
```

AmOpenConnection()

Creates a session from an AC database name. **strDataSource** should be a valid AssetCenter data source name (these AC database connections are listed in the login box of AssetCenter).


You can open several connections, in the same database or on different databases.

API syntax

```
long AmOpenConnection(char *strDataSource, char *strUser, char *strPwd);
```

Field of application

Version: 2.52

	Available
AssetCenter API	
Configuration script of a field or link	
"Script" type action	
Deployment workflow	
Wizard script	
FINISH.DO script of a wizard	

Input parameters

- **strDataSource**: Name of the data source.
- **strUser**: User name for the connection.
- **strPwd**: Password of the specified user.

AmOpenScreen()

This function enables you to open a screen or a view in AssetCenter.

Internal Basic syntax

```
Function AmOpenScreen(strScreenId As String, strContext As String, strFilter  
As String, iMode As Long, strBindField As String, bStayReadOnly As Long) As  
Long
```

Field of application

Version: 4.00

	Available
AssetCenter API	
Configuration script of a field or link	
"Script" type action	✓
Deployment workflow	
Wizard script	✓
FINISH.DO script of a wizard	✓

Input parameters

- **strScreenId**: This parameter contains the SQL name of the view of the system or user screen you want to open (in this order of priority).
- **strContext**: This optional parameter contains the list of identifiers of the records selected in the list on opening the screen.
- **strFilter**: This parameter contains an AQL filter applied on the list on opening the screen.
- **iMode**: This parameter contains the mode in which the screen is opened: consultation, edit, etc. The possible values are: 0 (No action in progress), 1 (No action in progress), 2 (Modification in progress), 3 (Creation in progress), 4 (Duplication in progress), 5 (Addition in progress), 6 (Selection in progress).
- **strBindField**: This parameter enables you to open a screen with a filter and a mode for opening a linked window. It uses the SQL name of the source field or the value CurrentSrcChoice to use the current context.
- **bStayReadOnly**: This parameter enables you to open a screen in read-only mode. No modifications are allowed, regardless of the user rights.

Output parameters

- 0: Normal execution.
- Other than zero: Error code.

AmOverflowTables()

This function returns the SQL names of the overflow tables of a given table.

API syntax






```
long AmOverflowTables(long hApiCnxBase, char *strBasisTable, char
*strOverflowTables, long IOverflowTables);
```

Internal Basic syntax

Function AmOverflowTables(strBasisTable As String) As String

Field of application

Version: 4.3.0

	Available
AssetCenter API	
Configuration script of a field or link	
"Script" type action	
Deployment workflow	
Wizard script	
FINISH.DO script of a wizard	

Input parameters

- ◆ **strBasisTable**: This parameter contains the SQL name of the table concerned by the operation.

Output parameters

In case of error, there are two possibilities:

- In AssetCenter, the script containing the function is suspended and an error message issued to the user.
- If calling from an external program, you must call the [AmLastError\(\)](#) [page 359] function (and optionally the [AmLastErrorMsg\(\)](#) [page 360] function) to find out if an error occurred (and obtain its associated message).

Notes



Note:

The comma is used as the separator in the list returned by the function. If no overflow table exists for a given table, the function returns an empty string.

Example

The following example returns the overflow tables of the Portfolio Items table (amPortfolio):

```
RetVal = AmOverflowTables("amPortfolio")
```

The result of this example is:

```
amComputer, amSoftInstall, amPhone
```

AmPagePath()



This function returns a string containing the execution path of the wizard, i.e. the list of pages browsed. Backward jumps are ignored.

Internal Basic syntax

Function AmPagePath() As String

Field of application

Version: 3.00

	Available
AssetCenter API	
Configuration script of a field or link	
"Script" type action	
Deployment workflow	
Wizard script	
FINISH.DO script of a wizard	

Output parameters

In case of error, there are two possibilities:

- In AssetCenter, the script containing the function is suspended and an error message issued to the user.
- If calling from an external program, you must call the [AmLastError\(\)](#) [page 359] function (and optionally the [AmLastErrorMsg\(\)](#) [page 360] function) to find out if an error occurred (and obtain its associated message).

AmProgress()


This function displays, in the final page of a wizard, a progress indicator representing a percentage.

Internal Basic syntax

Function `AmProgress(iProgress As Long) As Long`

Field of application

Version: 3.00

Available	
AssetCenter API	
Configuration script of a field or link	
"Script" type action	
Deployment workflow	
Wizard script	
FINISH.DO script of a wizard	

Input parameters

- ◆ **iProgress**: This parameter contains the percentage of completion (between 0 and 100) used to define size of the progress indicator.

Output parameters

- 0: Normal execution.
- Other than zero: Error code.

Example

```
AmProgress(85)
```

This function displays a progress indicator representing 85% completion.

AmPurgeRecord()

This function destroys a record.

API syntax




```
long AmPurgeRecord(long hApiRecord);
```


Internal Basic syntax

Function AmPurgeRecord(hApiRecord As Long) As Long

Field of application

Version: 4.3.0

	Available
AssetCenter API	
Configuration script of a field or link	
"Script" type action	
Deployment workflow	
Wizard script	
FINISH.DO script of a wizard	

Input parameters

- ◆ **hApiRecord**: This parameter contains the handle of the record concerned by the operation.

Output parameters

- 0: Normal execution.
- Other than zero: Error code.

Notes

 Note:

The processing of linked records depends on the type of the link. For OWN type links, linked records are processed identically. In the case of a DEFINE or NORMAL link, foreign keys of linked records are reset to 0 and the archival fields are populated with the identifier and description string of the archived record.

 **Important:**

This function is available for a record from an archival table or a standard table.

AmQueryCreate()

This function creates a query object in the current connection. This object can then be used to send AQL statements to the database server.

API syntax





```
long AmQueryCreate(long hApiCnxBase);
```

Internal Basic syntax

Function AmQueryCreate() As Long

Field of application

Version: 2.52

	Available
AssetCenter API	
Configuration script of a field or link	
"Script" type action	
Deployment workflow	
Wizard script	

	Available
FINISH.DO script of a wizard	

AmQueryExec()

This function executes an AQL query. It returns the first result of the query. The next result can be obtained via the **AmQueryNext** function.

When the query sent by this function returns a "Memo" type field the result is limited to 255 characters.

API syntax





```
long AmQueryExec(long hApiQuery, char *strQueryCommand);
```

Internal Basic syntax

```
Function AmQueryExec(hApiQuery As Long, strQueryCommand As String)
As Long
```

Field of application

Version: 2.52

	Available
AssetCenter API	
Configuration script of a field or link	
"Script" type action	
Deployment workflow	
Wizard script	

	Available
FINISH.DO script of a wizard	

Input parameters

- **hApiQuery:** This parameter contains a valid handle of the query object to which the AQL statements are sent.
- **strQueryCommand:** This parameter contains the body of the AQL query as a string.

Output parameters

- 0: Normal execution.
- Other than zero: Error code.

AmQueryGet()

This function executes an AQL query without a cursor (one single result). It only returns one single line of results.

API syntax






```
long AmQueryGet(long hApiQuery, char *strQueryCommand);
```

Internal Basic syntax

```
Function AmQueryGet(hApiQuery As Long, strQueryCommand As String) As Long
```

Field of application

Version: 2.52

	Available
AssetCenter API	
Configuration script of a field or link	
"Script" type action	
Deployment workflow	
Wizard script	
FINISH.DO script of a wizard	

Input parameters

- **hApiQuery**: This parameter contains a valid handle of the query object to which the AQL statements are sent.
- **strQueryCommand**: This parameter contains the body of the AQL query as a string.

Output parameters

- 0: Normal execution.
- Other than zero: Error code.

AmQueryNext()

This function returns the result of a query executed beforehand using the **AmQueryExec** function.

API syntax

```
long AmQueryNext(long hApiQuery);
```

Internal Basic syntax

```
Function AmQueryNext(hApiQuery As Long) As Long
```

Field of application

Version: 2.52

	Available
AssetCenter API	✓
Configuration script of a field or link	✓
"Script" type action	✓
Deployment workflow	
Wizard script	✓
FINISH.DO script of a wizard	✓

Input parameters

- ◆ **hApiQuery**: This parameter contains a valid handle of the query object to which the AQL statements are sent.

Output parameters

- 0: Normal execution.
- Other than zero: Error code.

AmQuerySetAddMainField()

This function enables you to send a query in a mode where the main field of the table is automatically added to the list of fields to be returned. This type of query never returns a null identifier record.

API syntax






```
long AmQuerySetAddMainField(long hApiQuery, long bAddMainField);
```

Internal Basic syntax

Function AmQuerySetAddMainField(hApiQuery As Long, bAddMainField As Long) As Long

Field of application

Version: 3.5

	Available
AssetCenter API	
Configuration script of a field or link	
"Script" type action	
Deployment workflow	
Wizard script	
FINISH.DO script of a wizard	

Input parameters

- **hApiQuery**: This parameter contains a valid handle on a query object.
- **bAddMainField**: This parameter can have one of two values:
 - True: The main field of the table is added,
 - False: The main field of the table is not added.

Output parameters

- 0: Normal execution.
- Other than zero: Error code.

AmQuerySetFullMemo()

By default, when executing the **AmQueryExec** function, the query truncates Memo type fields to 254 characters. This function sends the query in a mode where Memo fields are recovered in full.

API syntax

```
long AmQuerySetFullMemo(long hApiQuery, long bFullMemo);
```

Internal Basic syntax

```
Function AmQuerySetFullMemo(hApiQuery As Long, bFullMemo As Long)
As Long
```

Field of application

Version: 3.5

	Available
AssetCenter API	✓
Configuration script of a field or link	✓
"Script" type action	✓
Deployment workflow	
Wizard script	✓
FINISH.DO script of a wizard	✓

Input parameters

- **hApiQuery**: This parameter contains a valid handle on a query object.
- **bFullMemo**: This parameter can have one of two values:
 - True: The query returns the Memo field in full,
 - False: The query truncates Memo fields to 254 characters.

Output parameters

- 0: Normal execution.
- Other than zero: Error code.

AmQueryStartTable()

This function returns a handle of the table concerned by a query identified by its handle.

API syntax

```
long AmQueryStartTable(long hApiQuery);
```

Internal Basic syntax

Function AmQueryStartTable(hApiQuery As Long) As Long

Field of application

Version: 2.52

	Available
AssetCenter API	✓
Configuration script of a field or link	✓
"Script" type action	✓
Deployment workflow	
Wizard script	✓
FINISH.DO script of a wizard	✓

Input parameters

- ◆ **hApiQuery**: This parameter contains a valid handle of a query object.

Output parameters

In case of error, this function returns a non-valid handle (zero).

AmQueryStop()

This function interrupts the execution of a query identified by its handle. This query must have been launched beforehand using the **AmQueryExec** function.

API syntax

```
long AmQueryStop(long hApiQuery);
```

Internal Basic syntax

```
Function AmQueryStop(hApiQuery As Long) As Long
```

Field of application

Version: 2.52

	Available
AssetCenter API	✓
Configuration script of a field or link	✓
"Script" type action	✓
Deployment workflow	
Wizard script	✓
FINISH.DO script of a wizard	✓

Input parameters

- ◆ **hApiQuery**: This parameter contains a valid handle of a query object.

Output parameters

- 0: Normal execution.
- Other than zero: Error code.

AmReceiveAllPOLines()

This function receives all the items on an order line (takes delivery in full).

 Note:

Warning: Delivery lines are created by an agent when the transaction is committed. You cannot access them beforehand.

API syntax




```
long AmReceiveAllPOLines(long hApiCnxBase, long IPOrdId, long IDelivId);
```

Internal Basic syntax

```
Function AmReceiveAllPOLines(IPOrdId As Long, IDelivId As Long) As Long
```

Field of application

Version: 3.00

	Available
AssetCenter API	
Configuration script of a field or link	
"Script" type action	
Deployment workflow	
Wizard script	
FINISH.DO script of a wizard	

Input parameters

- **IPOrdId:** This parameter contains the identifier of the order line containing the items to be received.
- **IDelivId:** This parameter contains the identifier of the receiving slip used to receive all the items present on the order line.

Output parameters

- 0: Normal execution.
- Other than zero: Error code.

AmReceivePOLine()

This function takes delivery of a certain quantity of items on an order line (takes delivery in part) and returns the identifier of the delivery line.

 Note:

Warning: The delivery lines are created by an agent as soon as the transaction is committed. You cannot access them until this is performed.

API syntax



```
long AmReceivePOLine(long hApiCnxBase, long IOrdLineId, long IDelivId,
double dQty);
```

Internal Basic syntax

```
Function AmReceivePOLine(IOrdLineId As Long, IDelivId As Long, dQty As
Double) As Long
```

Field of application

Version: 3.00

	Available
AssetCenter API	
Configuration script of a field or link	
"Script" type action	
Deployment workflow	
Wizard script	

	Available
FINISH.DO script of a wizard	

Input parameters

- **IPOrdLineId:** This parameter contains the identifier of the purchase order line containing the items to be received.
- **IDelivId:** This parameter contains the identifier of the receiving slip used to receive a certain quantity of items present on the order line.
- **dQty:** This parameter contains the quantity of items on the order line to be received in the receiving slip.

Output parameters

In case of error, there are two possibilities:

- In AssetCenter, the script containing the function is suspended and an error message issued to the user.
- If calling from an external program, you must call the [AmLastError\(\)](#) [page 359] function (and optionally the [AmLastErrorMsg\(\)](#) [page 360] function) to find out if an error occurred (and obtain its associated message).

AmRefreshAllCaches()

This function refreshes the caches used in AssetCenter.

API syntax

```
long AmRefreshAllCaches(long hApiCnxBase);
```

Field of application

Version: 3.00

	Available
AssetCenter API	✓
Configuration script of a field or link	
"Script" type action	
Deployment workflow	
Wizard script	
FINISH.DO script of a wizard	

Output parameters

- 0: Normal execution.
- Other than zero: Error code.

AmRefreshLabel()

The AmRefreshLabel API refreshes the label string of a given record (IMainId) in a given table (strTableName).

API syntax

```
long AmRefreshLabel(long hApiCnxBase, long IMainId, char *strTableName,
char *pstrLabel, long lLabel);
```



Internal Basic syntax

```
Function AmRefreshLabel(IMainId As Long, strTableName As String) As String
```

Field of application

Version: 4.00

	Available
AssetCenter API	✓
Configuration script of a field or link	

	Available
"Script" type action	
Deployment workflow	
Wizard script	
FINISH.DO script of a wizard	

Input parameters

- **IMainId**: This parameter defines the ID that will be refreshed.
- **strTableName**: This parameter defines the table name for the IMainId.

Output parameters

In case of error, there are two possibilities:

- In AssetCenter, the script containing the function is suspended and an error message issued to the user.
- If calling from an external program, you must call the [AmLastError\(\)](#) [page 359] function (and optionally the [AmLastErrorMsg\(\)](#) [page 360] function) to find out if an error occurred (and obtain its associated message).

AmRefreshProperty()

Reevaluates the value of a property identified by the **strVarName** parameter. If this property uses a script, the script is executed again.

Otherwise the tree of dependencies is updated.

Internal Basic syntax

Function AmRefreshProperty(strVarName As String) As Long

Field of application

Version: 3.00

Available	
AssetCenter API	
Configuration script of a field or link	
"Script" type action	
Deployment workflow	
Wizard script	✓
FINISH.DO script of a wizard	✓

Input parameters

- ◆ **strVarName**: Name of the property (of the wizard) that you want to reevaluate.

Output parameters

- 0: Normal execution.
- Other than zero: Error code.

AmRefreshTraceHist()

The AmRefreshTraceHist API refreshes a complete project trace entry and also has an optional parameter to allow refreshing of "individual" trace history entries. If this parameter is not provided, the complete trace history will be refreshed.

API syntax




```
long AmRefreshTraceHist(long hApiCnxBase, long ICabTraceOutId, long ITraceHistId);
```

Internal Basic syntax

```
Function AmRefreshTraceHist(ICabTraceOutId As Long, ITraceHistId As Long) As Long
```


Field of application

Version: 4.00

	Available
AssetCenter API	
Configuration script of a field or link	
"Script" type action	
Deployment workflow	
Wizard script	
FINISH.DO script of a wizard	

Input parameters

- **ICabTraceOutId:** This parameter is the cable trace output ID.
- **ITraceHistId:** This parameter is an optional parameter to allow refreshing of "individual" trace history entries.

Output parameters

- 0: Normal execution.
- Other than zero: Error code.

AmReleaseHandle()

This function frees the handle and sub-handles of an object.

API syntax

```
long AmReleaseHandle(long hApiObject);
```

Internal Basic syntax

```
Function AmReleaseHandle(hApiObject As Long) As Long
```

Field of application

Version: 2.52

	Available
AssetCenter API	✓
Configuration script of a field or link	✓
"Script" type action	✓
Deployment workflow	
Wizard script	✓
FINISH.DO script of a wizard	✓

Input parameters

- ◆ **hApiObject**: This parameter contains a handle of the object concerned.

Output parameters

- 0: Normal execution.
- Other than zero: Error code.

AmRemoveCable()

The AmRemoveCable API removes a cable (ICableId) from its current location. The status of the cable is updated to "Unavailable". If the project (IProjectId) and work order (IWorkOrderId) have values, the cable is added to the project and work order with comment contained in the given comment (strComment). This comment describes the action that will be performed on the cable (i.e. "Remove cable from its current location").

API syntax




```
long AmRemoveCable(long hApiCnxBase, long ICableId, long IProjectId, long IWorkOrderId, char *strComment);
```

Internal Basic syntax

Function AmRemoveCable(ICableId As Long, IProjectId As Long, IWorkOrderId As Long, strComment As String) As Long

Field of application

Version: 4.00

	Available
AssetCenter API	
Configuration script of a field or link	
"Script" type action	
Deployment workflow	
Wizard script	
FINISH.DO script of a wizard	

Input parameters

- **ICableId:** This parameter is the ID of the cable to remove.
- **IProjectId:** This parameter is the project ID.
- **IWorkOrderId:** This parameter defines the work order ID.
- **strComment:** This parameter is the comment that will be used on the work order.

Output parameters

- 0: Normal execution.
- Other than zero: Error code.

AmRemoveDevice()

The AmRemoveDevice API removes a device (IAssetId) from its current location. The status of the device is updated to "Unavailable". If the project (IProjectId) and work order (IWorkOrderId) have values, the device is added to the project

and work order with the given comment (strComment). This comment describes the action that will be performed on the device (i.e. "Remove device from its current location").

API syntax




```
long AmRemoveDevice(long hApiCnxBase, long IDeviceId, long IProjectId,
long IWorkOrderId, char *strComment);
```

Internal Basic syntax

Function AmRemoveDevice(IDeviceId As Long, IProjectId As Long, IWorkOrderId As Long, strComment As String) As Long

Field of application

Version: 4.00

	Available
AssetCenter API	
Configuration script of a field or link	
"Script" type action	
Deployment workflow	
Wizard script	
FINISH.DO script of a wizard	

Input parameters

- **IDeviceId:** This parameter defines the device ID to remove.
- **IProjectId:** This parameter is the project ID.
- **IWorkOrderId:** This parameter defines the work order ID.
- **strComment:** This parameter is the comment that will be used on the work order.

Output parameters

- 0: Normal execution.
- Other than zero: Error code.

AmResetPassword()

API syntax






```
long AmResetPassword(long hApiCnxBase, char *strOldPassword, char *strNewPassword);
```

Internal Basic syntax

```
Function AmResetPassword(strOldPassword As String, strNewPassword As String) As Long
```

Field of application

Version: 4.4.0

	Available
AssetCenter API	
Configuration script of a field or link	
"Script" type action	
Deployment workflow	
Wizard script	
FINISH.DO script of a wizard	

Output parameters

- 0: Normal execution.
- Other than zero: Error code.

AmResetUserEnvSession()

API syntax

```
long AmResetUserEnvSession(long hApiCnxBase, char *strSection);
```

Internal Basic syntax

```
Function AmResetUserEnvSession(strSection As String) As Long
```

Field of application

Version: 4.4.0

	Available
AssetCenter API	✓
Configuration script of a field or link	✓
"Script" type action	✓
Deployment workflow	
Wizard script	✓
FINISH.DO script of a wizard	✓

Output parameters

- 0: Normal execution.
- Other than zero: Error code.

AmResetUserPassword()

API syntax






```
long AmResetUserPassword(long hApiCnxBase, char *strUser, char *strPasswd,
char *strNewPasswd);
```

Internal Basic syntax

Function AmResetUserPassword(strUser As String, strPasswd As String, strNewPasswd As String) As Long

Field of application

Version: 4.4.0

	Available
AssetCenter API	
Configuration script of a field or link	
"Script" type action	
Deployment workflow	
Wizard script	
FINISH.DO script of a wizard	

Output parameters

In case of error, there are two possibilities:

- In AssetCenter, the script containing the function is suspended and an error message issued to the user.
- If calling from an external program, you must call the [AmLastError\(\)](#) [page 359] function (and optionally the [AmLastErrorMsg\(\)](#) [page 360] function) to find out if an error occurred (and obtain its associated message).

AmRestoreRecord()

This function restores an archived record.

API syntax

```
long AmRestoreRecord(long hApiRecord);
```

Internal Basic syntax

```
Function AmRestoreRecord(hApiRecord As Long) As Long
```

Field of application

Version: 4.3.0

	Available
AssetCenter API	✓
Configuration script of a field or link	
"Script" type action	✓
Deployment workflow	
Wizard script	
FINISH.DO script of a wizard	✓

Input parameters

- ◆ **hApiRecord:** This parameter contains the handle of the record concerned by the operation.

Output parameters

- 0: Normal execution.
- Other than zero: Error code.

Notes

 **Note:**

The processing of linked records depends on the type of the link. For OWN type links, linked records are processed identically. In the case of a DEFINE or NORMAL link, foreign keys of linked records are reset to 0 and the archival fields are populated with the identifier and description string of the archived record.

 **Important:**

This function is available for a record from an archival table.

AmReturnAsset()

This function enables you to return an asset.

API syntax

```
long AmReturnAsset(long hApiCnxBase, long IAstId, long IReturnId, long
bCanMerge);
```

Internal Basic syntax

```
Function AmReturnAsset(IAstId As Long, IReturnId As Long, bCanMerge As
Long) As Long
```

Field of application

Version: 4.00

	Available
AssetCenter API	
Configuration script of a field or link	

	Available
"Script" type action	✓
Deployment workflow	
Wizard script	
FINISH.DO script of a wizard	✓

Input parameters

- **IAstId**: This parameter contains the identifier of the asset to return.
- **IReturnId**: This parameter contains the identifier of the return slip.
- **bCanMerge**: This parameter enables you to specify whether the return can be merged with an existing line in the return slip.

Output parameters

In case of error, there are two possibilities:

- In AssetCenter, the script containing the function is suspended and an error message issued to the user.
- If calling from an external program, you must call the [AmLastError\(\)](#) [page 359] function (and optionally the [AmLastErrorMsg\(\)](#) [page 360] function) to find out if an error occurred (and obtain its associated message).

AmReturnContract()

This function enables you to return a contract.

API syntax




```
long AmReturnContract(long hApiCnxBase, long ICntrlId, long IReturnId, long bCanMerge);
```

Internal Basic syntax

Function AmReturnContract(ICntrlId As Long, IReturnId As Long, bCanMerge As Long) As Long

Field of application

Version: 4.00

	Available
AssetCenter API	
Configuration script of a field or link	
"Script" type action	
Deployment workflow	
Wizard script	
FINISH.DO script of a wizard	

Input parameters

- **ICntrlId**: This parameter contains the identifier of the contract to return.
- **IReturnId**: This parameter contains the identifier of the return slip.
- **bCanMerge**: This parameter enables you to specify whether the return can be merged with an existing line in the return slip.

Output parameters

In case of error, there are two possibilities:

- In AssetCenter, the script containing the function is suspended and an error message issued to the user.
- If calling from an external program, you must call the [AmLastError\(\)](#) [page 359] function (and optionally the [AmLastErrorMsg\(\)](#) [page 360] function) to find out if an error occurred (and obtain its associated message).

AmReturnPortfolioItem()

This function enables you to return a portfolio item.

API syntax




```
long AmReturnPortfolioItem(long hApiCnxBase, long IPfld, double dQty, long
IFromRecptLineId, long IReturnId, long bCanMerge);
```

Internal Basic syntax

```
Function AmReturnPortfolioItem(IPfld As Long, dQty As Double,
IFromRecptLineId As Long, IReturnId As Long, bCanMerge As Long) As Long
```

Field of application

Version: 4.00

	Available
AssetCenter API	
Configuration script of a field or link	
"Script" type action	
Deployment workflow	
Wizard script	
FINISH.DO script of a wizard	

Input parameters

- **IPfld**: This parameter contains the identifier of the portfolio item to return.
- **dQty**: This parameter contains the quantity (in the unit of the model) to return.
- **IFromRecptLineId**: This parameter contains the identifier of the source receipt line.
- **IReturnId**: This parameter contains the identifier of the return slip.
- **bCanMerge**: This parameter enables you to specify whether the return can be merged with an existing line in the return slip.

Output parameters

In case of error, there are two possibilities:

- In AssetCenter, the script containing the function is suspended and an error message issued to the user.
- If calling from an external program, you must call the [AmLastError\(\)](#) [page 359] function (and optionally the [AmLastErrorMsg\(\)](#) [page 360] function) to find out if an error occurred (and obtain its associated message).

AmReturnTraining()

This function enables you to return a training.

API syntax



```
long AmReturnTraining(long hApiCnxBase, long ITrainingId, long IReturnId,
long bCanMerge);
```

Internal Basic syntax

```
Function AmReturnTraining(ITrainingId As Long, IReturnId As Long,
bCanMerge As Long) As Long
```

Field of application

Version: 4.00

	Available
AssetCenter API	
Configuration script of a field or link	
"Script" type action	
Deployment workflow	
Wizard script	

	Available
FINISH.DO script of a wizard	

Input parameters

- **ITrainingId**: This parameter contains the identifier of the training to return.
- **IReturnId**: This parameter contains the identifier of the return slip.
- **bCanMerge**: This parameter enables you to specify whether the return can be merged with an existing line in the return slip.

Output parameters

In case of error, there are two possibilities:

- In AssetCenter, the script containing the function is suspended and an error message issued to the user.
- If calling from an external program, you must call the [AmLastError\(\)](#) [page 359] function (and optionally the [AmLastErrorMsg\(\)](#) [page 360] function) to find out if an error occurred (and obtain its associated message).

AmReturnWorkOrder()

This function enables you to return a work order.

API syntax




```
long AmReturnWorkOrder(long hApiCnxBase, long IWOld, long IReturnId,  
long bCanMerge);
```

Internal Basic syntax

```
Function AmReturnWorkOrder(IWOld As Long, IReturnId As Long, bCanMerge  
As Long) As Long
```

Field of application

Version: 4.00

	Available
AssetCenter API	
Configuration script of a field or link	
"Script" type action	
Deployment workflow	
Wizard script	
FINISH.DO script of a wizard	

Input parameters

- **IWOId**: This parameter contains the identifier of the work order to return.
- **IReturnId**: This parameter contains the identifier of the return slip.
- **bCanMerge**: This parameter enables you to specify whether the return can be merged with an existing line in the return slip.

Output parameters

In case of error, there are two possibilities:

- In AssetCenter, the script containing the function is suspended and an error message issued to the user.
- If calling from an external program, you must call the [AmLastError\(\)](#) [page 359] function (and optionally the [AmLastErrorMsg\(\)](#) [page 360] function) to find out if an error occurred (and obtain its associated message).

AmRevCryptPassword()

This function encrypts a reversible password. The function that allows decryption of a password encrypted with this function is not available.

API syntax






```
long AmRevCryptPassword(long hApiCnxBase, char *return, long lreturn, char *strPassword);
```

Internal Basic syntax

```
Function AmRevCryptPassword(strPassword As String) As String
```

Field of application

Version: 3.5

	Available
AssetCenter API	
Configuration script of a field or link	
"Script" type action	
Deployment workflow	
Wizard script	
FINISH.DO script of a wizard	

Input parameters

- ◆ **strPassword**: This parameter contains the password to encrypt.

Output parameters

In case of error, there are two possibilities:

- In AssetCenter, the script containing the function is suspended and an error message issued to the user.
- If calling from an external program, you must call the [AmLastError\(\)](#) [page 359] function (and optionally the [AmLastErrorMsg\(\)](#) [page 360] function) to find out if an error occurred (and obtain its associated message).

AmRgbColor()

This function gives the RGB value of the color corresponding to the **strText** parameter.

API syntax






```
long AmRgbColor(char *strText);
```

Internal Basic syntax

Function AmRgbColor(strText As String) As Long

Field of application

Version: 3.00

	Available
AssetCenter API	
Configuration script of a field or link	
"Script" type action	
Deployment workflow	
Wizard script	
FINISH.DO script of a wizard	

Input parameters

- ◆ **strText**: This parameter contains the name of the color:
 - White
 - LtGray
 - Gray
 - Dkgray
 - Black
 - Red

- Green
- Blue
- Yellow
- Cyan
- Magenta
- Dkyellow
- Dkgreen
- Dkcyan
- Dkblue
- Dkmagenta
- Dkred

Output parameters

In case of error, there are two possibilities:

- In AssetCenter, the script containing the function is suspended and an error message issued to the user.
- If calling from an external program, you must call the [AmLastError\(\)](#) [page 359] function (and optionally the [AmLastErrorMsg\(\)](#) [page 360] function) to find out if an error occurred (and obtain its associated message).

AmRollback()

This function cancels all modifications made before the declaration of the start of the transaction (performed via the **AmStartTransaction** function).

API syntax

```
long AmRollback(long hApiCnxBase);
```

Internal Basic syntax

```
Function AmRollback() As Long
```

Field of application

Version: 2.52

	Available
AssetCenter API	✓
Configuration script of a field or link	
"Script" type action	✓
Deployment workflow	
Wizard script	
FINISH.DO script of a wizard	✓

Output parameters

- 0: Normal execution.
- Other than zero: Error code.

AmSetFieldDateOnlyValue()

This function modifies a field in a record. This function does not update the database. The modification will be made when the record is updated or inserted, or when the transaction is committed.

API syntax

```
long AmSetFieldDateOnlyValue(long hApiRecord, char *strFieldName, long dtptmValue);
```

Internal Basic syntax

```
Function AmSetFieldDateOnlyValue(hApiRecord As Long, strFieldName As String, dtptmValue As Date) As Long
```

Field of application

Version: 4.3.0

	Available
AssetCenter API	✓
Configuration script of a field or link	✓
"Script" type action	✓
Deployment workflow	
Wizard script	✓
FINISH.DO script of a wizard	✓

Input parameters

- **hApiRecord**: This parameter contains the handle of the record containing the field to be modified.
- **strFieldName**: This parameter contains the SQL name of the field to be modified.
- **dtptmValue**: This parameter contains the new value of the field in "Date" format only. Unlike the **AmSetFieldDateValue** function, only the Date part is processed, the Time part is omitted.

Output parameters

- 0: Normal execution.
- Other than zero: Error code.

AmSetFieldDateValue()

This function modifies a field in a record. This function does not update the database. The modification will be made when the record is updated or inserted, or when the transaction is committed.

API syntax




```
long AmSetFieldValue(long hApiRecord, char *strFieldName, long
tmValue);
```

Internal Basic syntax

```
Function AmSetFieldValue(hApiRecord As Long, strFieldName As String,
tmValue As Date) As Long
```

Field of application

Version: 3.00

	Available
AssetCenter API	
Configuration script of a field or link	
"Script" type action	
Deployment workflow	
Wizard script	
FINISH.DO script of a wizard	

Input parameters

- **hApiRecord:** This parameter contains the handle of the record containing the field to be modified.
- **strFieldName:** This parameter contains the SQL name of the field to be modified.
- **tmValue:** This parameter contains the new value of the field in "Date" format.

Output parameters

- 0: Normal execution.
- Other than zero: Error code.

AmSetFieldDoubleValue()

This function modifies a field in a record. This function does not update the database.

API syntax




```
long AmSetFieldDoubleValue(long hApiRecord, char *strFieldName, double dValue);
```

Internal Basic syntax

```
Function AmSetFieldDoubleValue(hApiRecord As Long, strFieldName As String, dValue As Double) As Long
```

Field of application

Version: 3.00

	Available
AssetCenter API	
Configuration script of a field or link	
"Script" type action	
Deployment workflow	
Wizard script	
FINISH.DO script of a wizard	

Input parameters

- **hApiRecord:** This parameter contains the handle of the record containing the field to be modified.
- **strFieldName:** This parameter contains the SQL name of the field to be modified.
- **dValue:** This parameter contains the new value of the field in "Double" format.

Output parameters

- 0: Normal execution.
- Other than zero: Error code.

AmSetFieldLongValue()

This function modifies a field in a record. This function does not update the database. To modify the value of a date, time or date+time date you must express the new value in terms of seconds elapsed since 01/01/1970 at 00:00:00.

API syntax



```
long AmSetFieldLongValue(long hApiRecord, char *strFieldName, long IValue);
```

Internal Basic syntax

```
Function AmSetFieldLongValue(hApiRecord As Long, strFieldName As String, IValue As Long) As Long
```

Field of application

Version: 2.52

	Available
AssetCenter API	
Configuration script of a field or link	
"Script" type action	
Deployment workflow	
Wizard script	

	Available
FINISH.DO script of a wizard	

Input parameters

- **hApiRecord:** This parameter contains the handle of the record containing the field to be modified.
- **strFieldName:** This parameter contains the SQL name of the field to be modified.
- **IValue:** This parameter contains the new value of the field.

Output parameters

- 0: Normal execution.
- Other than zero: Error code.

AmSetFieldStrValue()

This function modifies a field in a record. This function does not update the database.

API syntax




```
long AmSetFieldStrValue(long hApiRecord, char *strFieldName, char *strValue);
```

Internal Basic syntax

```
Function AmSetFieldStrValue(hApiRecord As Long, strFieldName As String, strValue As String) As Long
```

Field of application

Version: 2.52

	Available
AssetCenter API	
Configuration script of a field or link	
"Script" type action	
Deployment workflow	
Wizard script	
FINISH.DO script of a wizard	

Input parameters

- **hApiRecord**: This parameter contains the handle of the record containing the field to be modified.
- **strFieldName**: This parameter contains the SQL name of the field to be modified.
- **strValue**: This parameter contains the new value of the field in "String" format.

Output parameters

- 0: Normal execution.
- Other than zero: Error code.

AmSetLinkFeatureValue()

This function sets the value of a link type feature for a given record.

API syntax

```
long AmSetLinkFeatureValue(long hApiRecord, char *strFeatSqlName, char *strDstSelfValue, long IDstId);
```

Internal Basic syntax

```
Function AmSetLinkFeatureValue(hApiRecord As Long, strFeatSqlName As String, strDstSelfValue As String, IDstId As Long) As Long
```

Field of application

Version: 3.00

	Available
AssetCenter API	✓
Configuration script of a field or link	
"Script" type action	✓
Deployment workflow	
Wizard script	
FINISH.DO script of a wizard	✓

Input parameters

- **hApiRecord:** This parameter contains the identifier of the record to which the link type feature is associated.
- **strFeatSqlName:** This parameter contains the SQL name of the link type feature whose value you want to set. This SQL name is always preceded by "fv_".
- **strDstSelfValue:** This parameter contains the value of the feature as it will be displayed for the record. It is the "Self" value of the record with identifier **IDstId**. If you pass an invalid or non-existent value, you take the risk of corrupting the integrity of the database.
- **IDstId:** This parameter contains the identifier of the record to which the link type feature points.

Output parameters

- 0: Normal execution.
- Other than zero: Error code.

Am SetProperty()



This function sets the value of a property identified by its name. It also updates the tree of dependencies of this property.

Internal Basic syntax

Function Am SetProperty(strVarName As String, vValue As Variant) As Long

Field of application

Version: 3.00

	Available
AssetCenter API	
Configuration script of a field or link	
"Script" type action	
Deployment workflow	
Wizard script	
FINISH.DO script of a wizard	

Input parameters

- **strVarName**: This parameter contains the name of the property whose value you want to set.
- **vValue**: This parameter contains the new value for the property.

Output parameters

- 0: Normal execution.
- Other than zero: Error code.

AmSetUserEnvSessionItem()

API syntax

```
long AmSetUserEnvSessionItem(long hApiCnxBase, char *strSection, char *strEntry, char *strValue);
```

Internal Basic syntax

Function AmSetUserEnvSessionItem(strSection As String, strEntry As String, strValue As String) As Long

Field of application

Version: 4.4.0

	Available
AssetCenter API	✓
Configuration script of a field or link	✓
"Script" type action	✓
Deployment workflow	
Wizard script	✓
FINISH.DO script of a wizard	✓

Output parameters

- 0: Normal execution.
- Other than zero: Error code.

AmShowCableCrossConnect()

This function displays the cross-connections screen.

Internal Basic syntax

Function AmShowCableCrossConnect(ICableId As Long) As Long

Field of application

Version: 4.00

	Available
AssetCenter API	
Configuration script of a field or link	
"Script" type action	✓
Deployment workflow	
Wizard script	✓
FINISH.DO script of a wizard	✓

Input parameters

- ◆ **ICableId:** This parameter contains the identifier of the cable concerned by the operation.

Output parameters

- 0: Normal execution.
- Other than zero: Error code.

AmShowDeviceCrossConnect()

This function displays the cross-connections screen for a cable device.

Internal Basic syntax

Function AmShowDeviceCrossConnect(IDeviceId As Long) As Long

Field of application

Version: 4.00

	Available
AssetCenter API	
Configuration script of a field or link	
"Script" type action	✓

	Available
Deployment workflow	
Wizard script	✓
FINISH.DO script of a wizard	✓

Input parameters

- ◆ **IDeviceId:** This parameter contains the identifier of the cable device concerned by the operation.

Output parameters

- 0: Normal execution.
- Other than zero: Error code.

AmSqlTextConst()

This function transforms a string to be used in a query. The following operations are performed on the string:

- All single quotes (') are doubled,
- Single quotes are added at the start and end of the string.

API syntax

```
long AmSqlTextConst(char *return, long lreturn, char *str);
```

Internal Basic syntax

```
Function AmSqlTextConst(str As String) As String
```

Field of application

Version: 4.00

	Available
AssetCenter API	✓
Configuration script of a field or link	✓
"Script" type action	✓
Deployment workflow	
Wizard script	✓
FINISH.DO script of a wizard	✓

Input parameters

- ◆ **str**: This parameter contains the character string to process.

Output parameters

In case of error, there are two possibilities:

- In AssetCenter, the script containing the function is suspended and an error message issued to the user.
- If calling from an external program, you must call the [AmLastError\(\)](#) [page 359] function (and optionally the [AmLastErrorMsg\(\)](#) [page 360] function) to find out if an error occurred (and obtain its associated message).

Example

```
Dim strReq as String
strReq="SELECT lEmplDeptId FROM amEmplDept WHERE Name=" & amSqlTextConst(s
trName)
```

This query is valid, even if the strName variable contains single quotes.

AmStandIn()

This function returns the identifier of the employee standing in for the employee with the identifier **lEmployeeId** on the date **tmDate**.

API syntax






```
long AmStandIn(long hApiCnxBase, long lEmployeeId, long tmDate);
```

Internal Basic syntax

```
Function AmStandIn(lEmployeeId As Long, tmDate As Date) As Long
```

Field of application

Version: 4.3.0

	Available
AssetCenter API	
Configuration script of a field or link	
"Script" type action	
Deployment workflow	
Wizard script	
FINISH.DO script of a wizard	

Input parameters

- **lEmployeeId:** This parameter contains the identifier of the employee whose stand-in you want to know.
- **tmDate:** This parameter contains the date on which the function performs the search.

Output parameters

In case of error, there are two possibilities:

- In AssetCenter, the script containing the function is suspended and an error message issued to the user.
- If calling from an external program, you must call the [AmLastError\(\)](#) [page 359] function (and optionally the [AmLastErrorMsg\(\)](#) [page 360] function) to find out if an error occurred (and obtain its associated message).

Notes

 Note:

If on the specified date, **tmDate**, the employee with identifier **IEmployeeld** is present, the function returns their identifier.

If the employee is absent and no stand-in is designated, the function returns 0.

Example

```
If [User.Parent.Supervisor] = 0 Then
RetVal = amStandIn([User], amDate())
if RetVal = 0 Then RetVal = [User]
Else
RetVal = amStandIn([User.Parent.Supervisor], amDate())
if RetVal = 0 Then RetVal = [User.Parent.Supervisor]
End If
```

AmStandInGroup()

This function returns the identifier of the employee group standing in for the employee with the identifier **IEmployeeld** on the date **tmDate**.

API syntax

```
long AmStandInGroup(long hApiCnxBase, long IEmployeeld, long tmDate);
```

Internal Basic syntax

```
Function AmStandInGroup(IEmployeeld As Long, tmDate As Date) As Long
```

Field of application

Version: 4.3.0

	Available
AssetCenter API	✓
Configuration script of a field or link	✓
"Script" type action	✓
Deployment workflow	
Wizard script	✓
FINISH.DO script of a wizard	✓

Input parameters

- **IEmployeeId**: This parameter contains the identifier of the employee whose stand-in group you want to know.
- **tmDate**: This parameter contains the date on which the function performs the search.

Output parameters

In case of error, there are two possibilities:

- In AssetCenter, the script containing the function is suspended and an error message issued to the user.
- If calling from an external program, you must call the [AmLastError\(\)](#) [page 359] function (and optionally the [AmLastErrorMsg\(\)](#) [page 360] function) to find out if an error occurred (and obtain its associated message).

Notes

 Note:

If on the specified date, **tmDate**, the employee with identifier **IEmployeeId** is present, the function returns 0.

If the employee is absent and no stand-in group is designated, the function also returns 0.

AmStartTransaction()

This function starts a new transaction with the database associated with the connection. The next "Commit" or "Rollback" statement will validate or cancel all the modifications made to the database.

API syntax




```
long AmStartTransaction(long hApiCnxBase);
```

Internal Basic syntax

Function AmStartTransaction() As Long

Field of application

Version: 2.52

	Available
AssetCenter API	
Configuration script of a field or link	
"Script" type action	
Deployment workflow	
Wizard script	
FINISH.DO script of a wizard	

Output parameters

- 0: Normal execution.
- Other than zero: Error code.

AmStartup()


This function must be applied before all other functions. It initializes calls to the AssetCenter library.

API syntax

```
void AmStartup();
```

Field of application

Version: 2.52

	Available
AssetCenter API	
Configuration script of a field or link	
"Script" type action	
Deployment workflow	
Wizard script	
FINISH.DO script of a wizard	

AmTableDesc()

This function generates a character string with the format "<Description of the table> (<SQL name of the table>)" from the SQL name of the table.

API syntax






```
long AmTableDesc(long hApiCnxBase, char *return, long lreturn, char *strSqlName);
```

Internal Basic syntax

Function AmTableDesc(strSqlName As String) As String

Field of application

Version: 3.00

	Available
AssetCenter API	
Configuration script of a field or link	
"Script" type action	
Deployment workflow	
Wizard script	
FINISH.DO script of a wizard	

Input parameters

- ◆ **strSqlName**: SQL name of the table for which a description string is required. If this parameter contains an invalid SQL name, the function returns a question mark ("?").

Output parameters

In case of error, there are two possibilities:

- In AssetCenter, the script containing the function is suspended and an error message issued to the user.
- If calling from an external program, you must call the [AmLastError\(\)](#) [page 359] function (and optionally the [AmLastErrorMsg\(\)](#) [page 360] function) to find out if an error occurred (and obtain its associated message).

Example

The following example generates a description string for the table of assets (SQL name: amAsset):

```
AmTableDesc("amAsset")
```

The result is as follows:

```
Assets (amAsset)
```

AmTaxRate()

This function calculates a tax rate according to a tax type, tax jurisdiction and a date.

API syntax

```
double AmTaxRate(long hApiCnxBase, char *strTaxRateName, long lTaxLocId,
long tmDate, double dValue);
```

Internal Basic syntax

```
Function AmTaxRate(strTaxRateName As String, lTaxLocId As Long, tmDate
As Date, dValue As Double) As Double
```

Field of application

Version: 3.00

	Available
AssetCenter API	✓
Configuration script of a field or link	✓
"Script" type action	✓
Deployment workflow	
Wizard script	✓
FINISH.DO script of a wizard	✓

Input parameters

- strTaxRateName:** This parameter contains the SQL name of the tax type used to calculate the tax rate.

- **ITaxLocId:** This parameter contains the ID number of the tax jurisdiction concerned by the tax type.
- **tmDate:** This parameter contains the date for which you want to know the tax rate.
- **dValue:** Obsolete parameter, kept for compatibility reasons. Set this parameter to the value of your choice.

Output parameters

In case of error, there are two possibilities:

- In AssetCenter, the script containing the function is suspended and an error message issued to the user.
- If calling from an external program, you must call the [AmLastError\(\)](#) [page 359] function (and optionally the [AmLastErrorMsg\(\)](#) [page 360] function) to find out if an error occurred (and obtain its associated message).

AmUpdateDetail()

This function is used in the data-entry wizards. The context (table for which a record is updated or populated or updated using the wizard) is therefore clearly defined. The function updates or populates fields or links of the context according to a value. This function not allowed in non-modal wizards.

Internal Basic syntax


Function AmUpdateDetail(strFieldName As String, varValue As Variant) As Long

Field of application

Version: 3.00

Available

AssetCenter API

Available	
Configuration script of a field or link	
"Script" type action	
Deployment workflow	
Wizard script	
FINISH.DO script of a wizard	

Input parameters

- **strFieldName:** This parameter contains the SQL name of the feature to be updated.
- **varValue:** This parameter contains the new value of the field.

Output parameters

- 0: Normal execution.
- Other than zero: Error code.

AmUpdateLossLines()

This function enables you to update all loss values for contracts using the loss-value rule referenced by the **ILossValId** identifier.




Internal Basic syntax

Function AmUpdateLossLines(ILossValId As Long) As Long

Field of application

Version: 4.3.0

Available	
AssetCenter API	
Configuration script of a field or link	

	Available
"Script" type action	
Deployment workflow	
Wizard script	
FINISH.DO script of a wizard	

Input parameters

- ◆ **ILossValId**: This parameter contains the identifier of the loss-value rule.

Output parameters

- 0: Normal execution.
- Other than zero: Error code.

AmUpdateRecord()

This function enables you to update a record.

API syntax

```
long AmUpdateRecord(long hApiRecord);
```

Internal Basic syntax

```
Function AmUpdateRecord(hApiRecord As Long) As Long
```

Field of application

Version: 2.52

	Available
AssetCenter API	

	Available
Configuration script of a field or link	
"Script" type action	✓
Deployment workflow	
Wizard script	
FINISH.DO script of a wizard	✓

Input parameters

- ◆ **hApiRecord:** This parameter contains a handle of the record containing the field to be updated.

Output parameters

- 0: Normal execution.
- Other than zero: Error code.

AmUpdateUser()

This information updates the information (domain, NT user name, description) concerning an employee in the database.

API syntax






```
long AmUpdateUser(long hApiCnxBase, long IId, char *strNTUserName, char *strNTDomain, char *strNTUserDesc);
```

Internal Basic syntax

```
Function AmUpdateUser(IId As Long, strNTUserName As String, strNTDomain As String, strNTUserDesc As String) As Long
```

Field of application

Version: 4.3.0

	Available
AssetCenter API	
Configuration script of a field or link	
"Script" type action	
Deployment workflow	
Wizard script	
FINISH.DO script of a wizard	

Input parameters

- **lId**: This parameter contains the identifier of the concerned user in the database.
- **strNTUserName**: This parameter contains the NT user name of the employee.
- **strNTDomain**: This parameter contains the NT domain name of the employee.
- **strNTUserDesc**: This parameter contains the description associated with the NT user.

Output parameters

- 0: Normal execution.
- Other than zero: Error code.

AmValueOf()

Used in a wizard, this function returns the value of the property identified by the **strVarName** parameter.

Internal Basic syntax

Function AmValueOf(strVarName As String) As Variant

Field of application

Version: 3.00

Available	
AssetCenter API	
Configuration script of a field or link	
"Script" type action	
Deployment workflow	
Wizard script	✓
FINISH.DO script of a wizard	✓

Input parameters

- ◆ **strVarName**: This parameter contains the name of the property whose value we want to know.

Output parameters

In case of error, there are two possibilities:

- In AssetCenter, the script containing the function is suspended and an error message issued to the user.
- If calling from an external program, you must call the [AmLastError\(\)](#) [page 359] function (and optionally the [AmLastErrorMsg\(\)](#) [page 360] function) to find out if an error occurred (and obtain its associated message).

Example

The following example returns the value of the "Page1.Label" property:

```
AmValueOf ("Page1.Label")
```

Use this function with care because it breaks the dependency string of the property being processed.

AmWizChain()



This function executes a wizard B, inside a wizard A. When wizard B has finished executing, wizard A takes over again.

Internal Basic syntax

Function AmWizChain(strWizSqlName As String) As Long

Field of application

Version: 3.00

Available	
AssetCenter API	
Configuration script of a field or link	
"Script" type action	
Deployment workflow	
Wizard script	
FINISH.DO script of a wizard	

Input parameters

- ◆ **strWizSqlName**: SQL name of the wizard to be executed.

Output parameters

- 0: Normal execution.
- Other than zero: Error code.

AmWorkTimeSpanBetween()

This function returns the duration of working periods between two dates. This duration is expressed in seconds; it respects the information in a calendar of working periods.

API syntax






```
long AmWorkTimeSpanBetween(long hApiCnxBase, char
*strCalendarSqlName, long tmEnd, long tmStart);
```

Internal Basic syntax

```
Function AmWorkTimeSpanBetween(strCalendarSqlName As String, tmEnd
As Date, tmStart As Date) As Date
```

Field of application

Version: 3.00

	Available
AssetCenter API	
Configuration script of a field or link	
"Script" type action	
Deployment workflow	
Wizard script	
FINISH.DO script of a wizard	

Input parameters

- strCalendarSqlName:** This parameter contains the SQL name of the calendar of working periods used to calculate the duration of the working period between the two dates. If this parameter is omitted, the calculated duration does not take working periods into account.

- **tmEnd:** This parameter contains the end date for the period used in calculating the working period.
- **tmStart:** This parameter contains the start date for the period used in calculating the working period.

Output parameters

In case of error, there are two possibilities:

- In AssetCenter, the script containing the function is suspended and an error message issued to the user.
- If calling from an external program, you must call the [AmLastError\(\)](#) [page 359] function (and optionally the [AmLastErrorMsg\(\)](#) [page 360] function) to find out if an error occurred (and obtain its associated message).

Example

The following example calculates the working period between 01/09/1998 at 8 a.m. and 24/09/1998 at 7 p.m. The calendar used, whose SQL name is "Calendar_Paris", defines the following working periods:

- From Monday to Thursday from 8 a.m. to 12 noon, then from 2 p.m. to 6 p.m.
- Fridays from 8 a.m. to 12 noon, then from 2 p.m. to 5 p.m.

```
AmWorkTimeSpanBetween("Calendar_Paris", "1998/09/24 19:00:00", "1998/09/01
08:00:00")
```

This example returns the value 507,600 which represents the number of working seconds between the two dates.

AppendOperand()

Concatenates a string according to the parameters passed to the function. The results are given as follows:

```
strExpr strOperator strOperand
```

Internal Basic syntax

Function AppendOperand(strExpr As String, strOperator As String, strOperand As String) As String

Field of application

Version: 3.5

	Available
AssetCenter API	
Configuration script of a field or link	✓
"Script" type action	✓
Deployment workflow	✓
Wizard script	✓
FINISH.DO script of a wizard	✓

Input parameters

- **strExpr**: Expression to be concatenated.
- **strOperator**: Operator to concatenate.
- **strOperand**: Operand to concatenate.

Output parameters

In case of error, there are two possibilities:

- In AssetCenter, the script containing the function is suspended and an error message issued to the user.
- If calling from an external program, you must call the [AmLastError\(\)](#) [page 359] function (and optionally the [AmLastErrorMsg\(\)](#) [page 360] function) to find out if an error occurred (and obtain its associated message).

Notes

 Note:

If one of the **strExpr** or **strOperand** parameters is omitted, **strOperator** is not used in the concatenation.

ApplyNewVals()






Assigns identical values to identical cells in a "ListBox" control.

Internal Basic syntax

Function ApplyNewVals(strValues As String, strNewVals As String, strRows As String, strRowFormat As String) As String

Field of application

Version: 3.5

	Available
AssetCenter API	
Configuration script of a field or link	
"Script" type action	
Deployment workflow	
Wizard script	
FINISH.DO script of a wizard	

Input parameters

- **strValues**: Source string containing the values of a "ListBox" control to be processed.
- **strNewVals**: New value to assign to the cells concerned.

- **strRows:** Identifiers of lines to be processed. The identifiers are separated by commas.
- **strRowFormat:** Formatting instructions for the sublist. Instructions are separated by the "|" character. Each instruction represents the number of the column containing the **strNewVals** parameter.

Output parameters

In case of error, there are two possibilities:

- In AssetCenter, the script containing the function is suspended and an error message issued to the user.
- If calling from an external program, you must call the [AmLastError\(\)](#) [page 359] function (and optionally the [AmLastErrorMsg\(\)](#) [page 360] function) to find out if an error occurred (and obtain its associated message).

Asc()

Returns a numeric value that is the ASCII code for the first character in a string.

Internal Basic syntax

Function Asc(strAsc As String) As Long

Field of application

Version: 3.00

	Available
AssetCenter API	
Configuration script of a field or link	✓
"Script" type action	✓
Deployment workflow	✓
Wizard script	✓

	Available
FINISH.DO script of a wizard	

Input parameters

- ◆ **strAsc**: Character sting on which the function operates.

Output parameters

In case of error, there are two possibilities:

- In AssetCenter, the script containing the function is suspended and an error message issued to the user.
- If calling from an external program, you must call the [AmLastError\(\)](#) [page 359] function (and optionally the [AmLastErrorMsg\(\)](#) [page 360] function) to find out if an error occurred (and obtain its associated message).

Example

```
Dim iCount as Integer
Dim strString as String
For iCount=Asc("A") To Asc("Z")
strString = strString & Str(iCount)
Next iCount
RetVal=strString
```

Atn()

Returns the arc tangent of a number, expressed in radians.

Internal Basic syntax

Function Atn(dValue As Double) As Double

Field of application

Version: 3.00

	Available
AssetCenter API	
Configuration script of a field or link	✓
"Script" type action	✓
Deployment workflow	✓
Wizard script	✓
FINISH.DO script of a wizard	✓

Input parameters

- ◆ **dValue**: Number for which you want to know the arc tangent.

Output parameters

In case of error, there are two possibilities:

- In AssetCenter, the script containing the function is suspended and an error message issued to the user.
- If calling from an external program, you must call the [AmLastError\(\)](#) [page 359] function (and optionally the [AmLastErrorMsg\(\)](#) [page 360] function) to find out if an error occurred (and obtain its associated message).

Example

```
Dim dPi as Double
Dim strString as String
dPi=4*Atn(1)
strString = Str(dPi)
RetVal=strString
```

BasicToLocalDate()

This function converts a Basic format date to a string format date (as displayed in Windows Control Panel).

Internal Basic syntax

Function BasicToLocalDate(strDateBasic As String) As String

Field of application

Version: 3.5

	Available
AssetCenter API	
Configuration script of a field or link	✓
"Script" type action	✓
Deployment workflow	✓
Wizard script	✓
FINISH.DO script of a wizard	✓

Input parameters

- ◆ **strDateBasic**: Date in Basic format to convert.

Output parameters

In case of error, there are two possibilities:

- In AssetCenter, the script containing the function is suspended and an error message issued to the user.
- If calling from an external program, you must call the [AmLastError\(\)](#) [page 359] function (and optionally the [AmLastErrorMsg\(\)](#) [page 360] function) to find out if an error occurred (and obtain its associated message).

BasicToLocalTime()

This function converts a Basic format time to a string format time (as displayed in Windows Control Panel).

Internal Basic syntax

Function BasicToLocalTime(strTimeBasic As String) As String

Field of application

Version: 3.5

	Available
AssetCenter API	
Configuration script of a field or link	✓
"Script" type action	✓
Deployment workflow	✓
Wizard script	✓
FINISH.DO script of a wizard	✓

Input parameters

- ◆ **strTimeBasic**: Time in Basic format to convert.

Output parameters

In case of error, there are two possibilities:

- In AssetCenter, the script containing the function is suspended and an error message issued to the user.
- If calling from an external program, you must call the [AmLastError\(\)](#) [page 359] function (and optionally the [AmLastErrorMsg\(\)](#) [page 360] function) to find out if an error occurred (and obtain its associated message).

BasicToLocalTimeStamp()

This function converts a Date+Time in Basic format to a Date+Time in string format (as displayed in Windows Control Panel).

Internal Basic syntax

Function BasicToLocalTimeStamp(strTSBasic As String) As String

Field of application

Version: 3.5

	Available
AssetCenter API	
Configuration script of a field or link	✓
"Script" type action	✓
Deployment workflow	✓
Wizard script	✓
FINISH.DO script of a wizard	✓

Input parameters

- ◆ **strTSBasic**: Date+Time in Basic format to convert.

Output parameters

In case of error, there are two possibilities:

- In AssetCenter, the script containing the function is suspended and an error message issued to the user.
- If calling from an external program, you must call the [AmLastError\(\)](#) [page 359] function (and optionally the [AmLastErrorMsg\(\)](#) [page 360] function) to find out if an error occurred (and obtain its associated message).

Beep()

Plays a beep on the machine.

Internal Basic syntax

Function Beep()

Field of application

Version: 3.00

	Available
AssetCenter API	
Configuration script of a field or link	✓
"Script" type action	✓
Deployment workflow	✓
Wizard script	✓
FINISH.DO script of a wizard	✓

Output parameters

In case of error, there are two possibilities:

- In AssetCenter, the script containing the function is suspended and an error message issued to the user.
- If calling from an external program, you must call the [AmLastError\(\)](#) [page 359] function (and optionally the [AmLastErrorMsg\(\)](#) [page 360] function) to find out if an error occurred (and obtain its associated message).

Cdbl()

Converts an expression to a "Double".

Internal Basic syntax

Function CDBl(dValue As Double) As Double

Field of application

Version: 3.00

	Available
AssetCenter API	
Configuration script of a field or link	✓
"Script" type action	✓
Deployment workflow	✓
Wizard script	✓
FINISH.DO script of a wizard	✓

Input parameters

- ◆ **dValue**: Expression to convert.

Output parameters

In case of error, there are two possibilities:

- In AssetCenter, the script containing the function is suspended and an error message issued to the user.
- If calling from an external program, you must call the [AmLastError\(\)](#) [page 359] function (and optionally the [AmLastErrorMsg\(\)](#) [page 360] function) to find out if an error occurred (and obtain its associated message).

Example

```
Dim dNumber As Double
Dim iInteger as Integer
iInteger = 25
dNumber=CDBl(iInteger)
RetVal=dNumber
```

ChDir()

Changes the current directory.

Internal Basic syntax

Function ChDir(strDirectory As String)

Field of application

Version: 3.00

	Available
AssetCenter API	
Configuration script of a field or link	✓
"Script" type action	✓
Deployment workflow	✓
Wizard script	✓
FINISH.DO script of a wizard	✓

Input parameters

- ◆ **strDirectory**: New current directory.

Output parameters

In case of error, there are two possibilities:

- In AssetCenter, the script containing the function is suspended and an error message issued to the user.
- If calling from an external program, you must call the [AmLastError\(\)](#) [page 359] function (and optionally the [AmLastErrorMsg\(\)](#) [page 360] function) to find out if an error occurred (and obtain its associated message).

ChDrive()

Changes the current drive.

Internal Basic syntax

Function ChDrive(strDrive As String)

Field of application

Version: 3.00

	Available
AssetCenter API	
Configuration script of a field or link	✓
"Script" type action	✓
Deployment workflow	✓
Wizard script	✓
FINISH.DO script of a wizard	✓

Input parameters

- ◆ **strDrive**: New drivename.

Output parameters

In case of error, there are two possibilities:

- In AssetCenter, the script containing the function is suspended and an error message issued to the user.
- If calling from an external program, you must call the [AmLastError\(\)](#) [page 359] function (and optionally the [AmLastErrorMsg\(\)](#) [page 360] function) to find out if an error occurred (and obtain its associated message).

Chr()

Returns a string corresponding to the ASCII passed by the **iChr** parameter.

Internal Basic syntax

Function Chr(IChr As Long) As String

Field of application

Version: 3.00

	Available
AssetCenter API	
Configuration script of a field or link	✓
"Script" type action	✓
Deployment workflow	✓
Wizard script	✓
FINISH.DO script of a wizard	✓

Input parameters

- ◆ **IChr**: ASCII code of the character.

Output parameters

In case of error, there are two possibilities:

- In AssetCenter, the script containing the function is suspended and an error message issued to the user.
- If calling from an external program, you must call the [AmLastError\(\)](#) [page 359] function (and optionally the [AmLastErrorMsg\(\)](#) [page 360] function) to find out if an error occurred (and obtain its associated message).

Example

```
Dim iCount as Integer
Dim iIteration as Integer
Dim strMessage as String
Dim strLF as String
strLF=Chr(10)
For iIteration=1 To 2
For iCount=Asc("A") To Asc("Z")
strMessage=strMessage+Chr(iCount)
Next iCount
strMessage=strMessage+strLF
Next iIteration
RetVal=strMessage
```

Clnt()

Converts any valid expression to an Integer.

Internal Basic syntax

Function Clnt(iValue As Long) As Long

Field of application

Version: 3.00

	Available
AssetCenter API	
Configuration script of a field or link	✓
"Script" type action	✓
Deployment workflow	✓
Wizard script	✓
FINISH.DO script of a wizard	✓

Input parameters

- ◆ iValue: Expression to convert.

Output parameters

In case of error, there are two possibilities:

- In AssetCenter, the script containing the function is suspended and an error message issued to the user.
- If calling from an external program, you must call the [AmLastError\(\)](#) [page 359] function (and optionally the [AmLastErrorMsg\(\)](#) [page 360] function) to find out if an error occurred (and obtain its associated message).

Example

```
Dim iNumber As Integer
Dim dDouble as Double
dDouble = 25.24589
iNumber=CInt (dDouble)
RetVal=iNumber
```

CLng()

Converts any valid expression to a Long.

Internal Basic syntax

Function CLng(IValue As Long) As Long

Field of application

Version: 3.00

	Available
AssetCenter API	
Configuration script of a field or link	✓
"Script" type action	✓
Deployment workflow	✓
Wizard script	✓

	Available
FINISH.DO script of a wizard	

Input parameters

- ◆ **IValue:** Expression to convert.

Output parameters

In case of error, there are two possibilities:

- In AssetCenter, the script containing the function is suspended and an error message issued to the user.
- If calling from an external program, you must call the [AmLastError\(\)](#) [page 359] function (and optionally the [AmLastErrorMsg\(\)](#) [page 360] function) to find out if an error occurred (and obtain its associated message).

Example

```
Dim lNumber As Long
Dim iInteger as Integer
iInteger = 25
lNumber=CLng(iInteger)
RetVal=lNumber
```

Cos()

Returns the cosine of a number, expressed in radians.

Internal Basic syntax

Function Cos(dValue As Double) As Double

Field of application

Version: 3.00

	Available
AssetCenter API	
Configuration script of a field or link	✓
"Script" type action	✓
Deployment workflow	✓
Wizard script	✓
FINISH.DO script of a wizard	✓

Input parameters

- ◆ **dValue**: Number whose cosine you want to know.

Output parameters

In case of error, there are two possibilities:

- In AssetCenter, the script containing the function is suspended and an error message issued to the user.
- If calling from an external program, you must call the [AmLastError\(\)](#) [page 359] function (and optionally the [AmLastErrorMsg\(\)](#) [page 360] function) to find out if an error occurred (and obtain its associated message).

Notes

 Note:

The conversion formula for degrees to radians is the following:

```
angle in radians = (angle en degrees) * Pi / 180
```


Example

```
Dim dCalc as Double
dCalc=Cos(2.79)
RetVal=dCalc
```

CountOccurrences()

Counts the number of occurrences of a string inside another string.

Internal Basic syntax

Function CountOccurrences(strSearched As String, strPattern As String, strEscChar As String) As Long

Field of application

Version: 3.5

	Available
AssetCenter API	
Configuration script of a field or link	✓
"Script" type action	✓
Deployment workflow	✓
Wizard script	✓
FINISH.DO script of a wizard	✓

Input parameters

- **strSearched**: Character string in which to perform to the search.
- **strPattern**: Character string to find inside the **strSearched** parameter.
- **strEscChar**: Escape character. If the function encounters this character inside the **strSearched** string, the search stops.

Output parameters

In case of error, there are two possibilities:

- In AssetCenter, the script containing the function is suspended and an error message issued to the user.
- If calling from an external program, you must call the [AmLastError\(\)](#) [page 359] function (and optionally the [AmLastErrorMsg\(\)](#) [page 360] function) to find out if an error occurred (and obtain its associated message).

Example

```
Dim MyStr
MyStr=CountOccurences("you|me|you,me|you", "you", ",") : 'Returns "2"
MyStr=CountOccurences("you|me|you,me|you", "you", "|") : 'Returns "1"
```

CountValues()

Counts the number of elements in a string, taking into account a separator and an escape character.

Internal Basic syntax

Function CountValues(strSearched As String, strSeparator As String, strEscChar As String) As Long

Field of application

Version: 3.5

	Available
AssetCenter API	
Configuration script of a field or link	✓
"Script" type action	✓
Deployment workflow	✓
Wizard script	✓

	Available
FINISH.DO script of a wizard	

Input parameters

- **strSearched:** Character string to process.
- **strSeparator:** Separator used to delimit the elements.
- **strEscChar:** Escape character. If this character prefixes a separator, it will be ignored.

Output parameters

In case of error, there are two possibilities:

- In AssetCenter, the script containing the function is suspended and an error message issued to the user.
- If calling from an external program, you must call the [AmLastError\(\)](#) [page 359] function (and optionally the [AmLastErrorMsg\(\)](#) [page 360] function) to find out if an error occurred (and obtain its associated message).

Example

```
Dim MyStr
MyStr=CountValues("you|me|you\|me|you", "|", "\") : 'Returns 4
MyStr=CountValues("you|me|you\|me|you", "|", "") : 'Returns 5
```

CSng()

Converts any valid expression to a floating point number ("Float").

Internal Basic syntax

Function CSng(fValue As Single) As Single

Field of application

Version: 3.00

	Available
AssetCenter API	
Configuration script of a field or link	✓
"Script" type action	✓
Deployment workflow	✓
Wizard script	✓
FINISH.DO script of a wizard	✓

Input parameters

- ◆ fValue: Expression to convert.

Output parameters

In case of error, there are two possibilities:

- In AssetCenter, the script containing the function is suspended and an error message issued to the user.
- If calling from an external program, you must call the [AmLastError\(\)](#) [page 359] function (and optionally the [AmLastErrorMsg\(\)](#) [page 360] function) to find out if an error occurred (and obtain its associated message).

Example

```
Dim dNumber As Double
Dim iInteger as Integer
iInteger = 25
dNumber=CSng(iInteger)
RetVal=dNumber
```

CStr()

Converts any valid expression to a String.

Internal Basic syntax

Function CStr(strValue As String) As String

Field of application

Version: 3.00

	Available
AssetCenter API	
Configuration script of a field or link	✓
"Script" type action	✓
Deployment workflow	✓
Wizard script	✓
FINISH.DO script of a wizard	✓

Input parameters

- ◆ **strValue**: Expression to convert.

Output parameters

In case of error, there are two possibilities:

- In AssetCenter, the script containing the function is suspended and an error message issued to the user.
- If calling from an external program, you must call the [AmLastError\(\)](#) [page 359] function (and optionally the [AmLastErrorMsg\(\)](#) [page 360] function) to find out if an error occurred (and obtain its associated message).

Example

```
Dim dNumber As Double
Dim strMessage as String
dNumber = 2,452873
strMessage=CStr(dNumber)
RetVal=strMessage
```

CurDir()

Returns the current path.

Internal Basic syntax

Function CurDir() As String

Field of application

Version: 3.00

	Available
AssetCenter API	
Configuration script of a field or link	✓
"Script" type action	✓
Deployment workflow	✓
Wizard script	✓
FINISH.DO script of a wizard	✓

Output parameters

In case of error, there are two possibilities:

- In AssetCenter, the script containing the function is suspended and an error message issued to the user.
- If calling from an external program, you must call the [AmLastError\(\)](#) [page 359] function (and optionally the [AmLastErrorMsg\(\)](#) [page 360] function) to find out if an error occurred (and obtain its associated message).

CVar()

Converts any valid expression to a Variant.

Internal Basic syntax

Function CVar(vValue As Variant) As Variant

Field of application

Version: 3.00

	Available
AssetCenter API	
Configuration script of a field or link	✓
"Script" type action	✓
Deployment workflow	✓
Wizard script	✓
FINISH.DO script of a wizard	✓

Input parameters

- ◆ **vValue**: Expression to convert.

Output parameters

In case of error, there are two possibilities:

- In AssetCenter, the script containing the function is suspended and an error message issued to the user.
- If calling from an external program, you must call the [AmLastError\(\)](#) [page 359] function (and optionally the [AmLastErrorMsg\(\)](#) [page 360] function) to find out if an error occurred (and obtain its associated message).

DaContext()


This function returns the value of a context identified by its name.

Internal Basic syntax

Function DaContext(strField As String) As Variant

Field of application

Version: 1.0

	Available
AssetCenter API	
Configuration script of a field or link	
"Script" type action	
Deployment workflow	
Wizard script	
FINISH.DO script of a wizard	

Input parameters

- ◆ **strField**: This parameter contains the name of the context for which you want to find the value. The following is the list of available contexts:
 - Instance.Id
 - Workflow.Id
 - Status.Id
 - Computer.Id
 - Computer.Name
 - Computer.OperatingSystem
 - Computer.OSServiceLevel
 - Computer.OSBuildNumber
 - Computer.TcplpHostName
 - Computer.TcplpAddress
 - Computer.IpxSpxAddress
 - Computer.PhysicalAddress
 - Computer.Workgroup
 - Computer.ComputerType
 - Agent.Id.0
 - Agent.Name.0

- Agent.seVersion.0
- Agent.seType.0
- Agent.sPortNumber.0
- Agent.TcplpHostName.0
- Agent.NetBIOSId.0
- Agent.IpxNode.0
- Agent.IpxSocket.0
- Agent.IpxNetwork.0
- Agent.Password.0

Output parameters

In case of error, there are two possibilities:

- In AssetCenter, the script containing the function is suspended and an error message issued to the user.
- If calling from an external program, you must call the [AmLastError\(\)](#) [page 359] function (and optionally the [AmLastErrorMsg\(\)](#) [page 360] function) to find out if an error occurred (and obtain its associated message).

Example

This example verifies that the environment variables can be recovered.

```
' Check that environment variables can be retrieved - this also retrieve a
ll
' variables in one shot, improving performances
lRc = DaFirstEnv()

' Get useful environment variables and store them in context
if lRc <> 0 then
' Get environment variables
strProcArch      = DaGetEnv( "PROCESSOR_ARCHITECTURE" )
strProcId        = DaGetEnv( "PROCESSOR_IDENTIFIER" )
strProcLevel     = DaGetEnv( "PROCESSOR_LEVEL" )
strProcRevision  = DaGetEnv( "PROCESSOR_REVISION" )
strProcCount     = DaGetEnv( "NUMBER_OF_PROCESSORS" )
strOs            = DaGetEnv( "OS" )
strComputer      = DaGetEnv( "COMPUTERNAME" )

' Check that computer name is the right one
if strComputer <> DaContext( "Computer.Name" ) then
print "Warning: computer name does not look like the right one !"
end if
```

```

' Store them in context
DaSetContext "EnvInfo.ProcArch", strProcArch
DaSetContext "EnvInfo.ProcId", strProcId
DaSetContext "EnvInfo.ProcLevel", strProcLevel
DaSetContext "EnvInfo.ProcRevision", strProcRevision
DaSetContext "EnvInfo.ProcCount", strProcCount
DaSetContext "EnvInfo.Os", strOs
DaSetContext "EnvInfo.Computer", strComputer

' Dump
print DaDumpContext ()
end if

```

DaCopy()

This function copies a file, a set of files or a folder, locally. This function works in one of two ways:

- It copies a file locally to the deployment server: The source and the destination of the copy are both on the deployment server.
- It copies a file locally to the deployment target: The source and the destination of the copy are both on the deployment target.

The way in which it works is determined by the value of the **file.on_server** option, set using the **DaSetOption()** function:

- If this option is set to 1, the copy concerns the deployment server.
- If this option is set to 0, the copy concerns the deployment target.

 Note:

For further information, refer to the description of the **DaSetOption()** function.

 Note:


This function carries out the same operations as the **Copy files** activity.

Internal Basic syntax

Function **DaCopy**(strSource As String, strDest As String, strNameFilter As String) As Long

Field of application

Version: 1.0

	Available
AssetCenter API	
Configuration script of a field or link	
"Script" type action	
Deployment workflow	
Wizard script	
FINISH.DO script of a wizard	

Input parameters

- **strSource**: This parameter contains the destination path of the elements to copy. Depending on how the function operates, it is either a path relative to the file depot (in the case of a local copy to the deployment server) or an absolute path (in the case of a local copy to the deployment target).
- **strDest**: Destination path of the elements to copy. Depending on how the function operates, it is either a path relative to the file depot (in the case of a local copy to the deployment server) or an absolute path (in the case of a local copy to the deployment target).
- **strNameFilter**: This parameter contains wildcard characters, as used by DOS (* and ?), used to filter the file names.

Output parameters

In case of error, there are two possibilities:

- In AssetCenter, the script containing the function is suspended and an error message issued to the user.
- If calling from an external program, you must call the [AmLastError\(\)](#) [page 359] function (and optionally the [AmLastErrorMsg\(\)](#) [page 360] function) to find out if an error occurred (and obtain its associated message).

Example

```
' copy user spreadsheet documents to a backup folder
dim l as long
l = DaSetOption( "file.recursive", 1 )
l = DaCopy( "c:\%USERPROFILE%", "c:\backup", "\*.xls" )
```

DaDbDeleteList()


This function deletes one or more records from the AssetCenter database.

Internal Basic syntax

Function DaDbDeleteList(strTable As String, strList As String, strLineSep As String, strIdSep As String) As Long

Field of application

Version: 1.0

Available	
AssetCenter API	
Configuration script of a field or link	
"Script" type action	
Deployment workflow	
Wizard script	
FINISH.DO script of a wizard	

Input parameters

- **strTable**: This parameter contains the SQL name of the table in which the records are inserted or updated.
- **strList**: This parameter contains the character string describing the record to be updated or inserted.

 Note:

This parameter can be populated by the list obtained by the **DbGetList** function, or if the **strIdStep** parameter is empty, by a list of record identifiers.

- **strLineSep**: This parameter contains the character used as line separator in the character string contained in the **strList** parameter.
- **strIdSep**: This parameter contains the identifier of the record to be updated or inserted. If this parameter is null, the function considers that it is an insertion. If the value is not null, the function considers that it is an update of the record having this value as the identifier.

Output parameters

In case of error, there are two possibilities:

- In AssetCenter, the script containing the function is suspended and an error message issued to the user.
- If calling from an external program, you must call the [AmLastError\(\)](#) [page 359] function (and optionally the [AmLastErrorMsg\(\)](#) [page 360] function) to find out if an error occurred (and obtain its associated message).

DaDbGetList()

This function returns, as a list, the result of an AQL query.

 Note:


For further information on the AQL query language, refer to the chapter **AQL** in the manual entitled **Advanced use**.

Internal Basic syntax

Function **DaDbGetList(strQuery As String, strColSep As String, strLineSep As String, strIdSep As String) As String**

Field of application

Version: 1.0

	Available
AssetCenter API	
Configuration script of a field or link	
"Script" type action	
Deployment workflow	
Wizard script	
FINISH.DO script of a wizard	

Input parameters

- **strQuery**: This parameter contains the AQL query you want to execute.
- **strColSep**: This parameter contains the character use as column separator in the result given by the function.
A column is equivalent to a field in a record returned by the query.
- **strLineSep**: This parameter contains the character used as line separator in the result returned by the function.
A line is equivalent to a record returned by the query.
- **strIdSep**: This parameter contains the character used to separate record identifiers in the results given by the function.

Output parameters

In case of error, there are two possibilities:

- In AssetCenter, the script containing the function is suspended and an error message issued to the user.
- If calling from an external program, you must call the [AmLastError\(\)](#) [page 359] function (and optionally the [AmLastErrorMsg\(\)](#) [page 360] function) to find out if an error occurred (and obtain its associated message).

Example

```
Dim strList As String
Dim lWorkgroup, lErr As Long
```

```

' Get list of computer ids in workgroup 'ToChange'
strList = DaDbGetList( "SELECT Workgroup FROM amComputer WHERE Workgroup='
ToChange'", "|", "/", "@" )

' Replace all 'ToChange' workgroups by 'Changed'. InStr will return 0 if n
ot found
lWorkgroup = InStr( 0, strList, "ToChange" )
Do While lWorkgroup > 0
strList = Left$( strList, lWorkgroup - 1 ) + "Changed" + Mid$( strList, lW
orkgroup + Len("ToChange"), Len(strList) )

lWorkgroup = InStr( 0, strList, "ToChange" )
Loop

' Update computers
lErr = DaDbSetList( "amComputer", "Workgroup", strList, "|", "/", "@" )

```

DaDbSetList()

This function updates or creates records in a table of the AssetCenter database.

 Note:


This function is the opposite of the **DaDbGetList** function.

Internal Basic syntax

Function DaDbSetList(strTable As String, strFields As String, strList As String, strColSep As String, strLineSep As String, strIdSep As String) As Long

Field of application

Version: 1.0

Available	
AssetCenter API	
Configuration script of a field or link	
"Script" type action	
Deployment workflow	

Wizard script

FINISH.DO script of a wizard

Input parameters

- **strTable:** SQL name of the table concerned by the operation.
- **strFields:** This parameter contains the SQL name of the fields to be modified (in the case of the modification of an existing record) or populated (in the case of the creation of a new record). The character defined in the **strColSep** parameter is used as a separator for the SQL names of the fields.
- **strList:** list of the records concerned by the operation. Each record is separated by the **strLineSep** parameter. In the case of a modification (update of a record) the identifier of the record to modify is specified by appending the character contained in the **strIdSep** parameter, followed by the record identifier.
- **strColSep:** This parameter contains the character used as column separator (a column represents a field).
- **strLineSep:** This parameter contains the character used as a record separator (line separator).
- **strIdSep:** This parameter contains the character used to specify the identifier of the record to modify.

Output parameters

In case of error, there are two possibilities:

- In AssetCenter, the script containing the function is suspended and an error message issued to the user.
- If calling from an external program, you must call the [AmLastError\(\)](#) [page 359] function (and optionally the [AmLastErrorMsg\(\)](#) [page 360] function) to find out if an error occurred (and obtain its associated message).

Example

```
' Update name and workgroup of the computer '42' and insert a new computer
named 'NewComputer' in computers table
' We could also use 'NewName|NewWorkgroup@0' to insert the new computer.
```



```
lErr = DaDbSetList( "amComputer", "Name|Workgroup", "UpdatedName|UpdatedWo
rkgroup@42/NewName|NewWorkgroup", "|", "/", "@" )
```

DaDelete()

This function copies a file, a set of files or a folder, locally. This function works in one of two ways:

- Delete from the deployment server (from the file depot).
- Delete from the deployment target.

The way in which it works is determined by the value of the **file.on_server** option, set using the **DaSetOption()** function:

- If this option is set to 1, the deletion concerns the deployment server.
- If this option is set to 0, the deletion concerns the deployment target.

 Note:

For further information, refer to the description of the **DaSetOption()** function.

 Note:

This function carries out the same operations as the **Delete files** activity.

Internal Basic syntax

Function DaDelete(strToDelete As String, strNameFilter As String) As Long

Field of application

Version: 1.0

Available

AssetCenter API

Configuration script of a field or link

"Script" type action

Deployment workflow



Wizard script

FINISH.DO script of a wizard

Input parameters

- **strToDelete:** This parameter contains the path of the files to delete. If you want to delete the elements from the deployment server, it is a relative path of the absolute path of the file depot. If you want to delete the elements from the deployment target, it is an absolute path.
- **strNameFilter:** This parameter contains wildcard characters, as used by DOS (* and ?), used to filter the file names.

Output parameters

In case of error, there are two possibilities:

- In AssetCenter, the script containing the function is suspended and an error message issued to the user.
- If calling from an external program, you must call the [AmLastError\(\)](#) [page 359] function (and optionally the [AmLastErrorMsg\(\)](#) [page 360] function) to find out if an error occurred (and obtain its associated message).

Example

```
'Remove temporary files from server depot
dim l as long
l = DaSetOption( "file.recursive", 1 )
l = DaSetOption( "file.on_server", 1 )
l = DaDelete( "", "*.tmp" )
```

DaDownload()

This function copies a file, folder or set of files to the deployment server depot. The source files must be located on the deployment target.

You can also configure the behavior of this function by setting certain options using the **DaSetOption()** option. A full list of this option is included in the description of the **DaSetOption()** function.



Note:

This function carries out the same operations as the **Download files** activity.

Internal Basic syntax

Function DaDownload(strSrcPath As String, strDstPath As String, strSrcNameFilter As String) As Long

Field of application

Version: 1.0

Available	
AssetCenter API	
Configuration script of a field or link	
"Script" type action	
Deployment workflow	
Wizard script	
FINISH.DO script of a wizard	

Input parameters

- strSrcPath:** This parameter contains the path of the files to copy to the depot of the deployment server. It is an absolute path on the deployment target. For example:

```
c:\program files\antivirus\update\file.exe
```

- strDstPath:** This parameter contains the path of the file copied on the deployment server. This path is relative to the absolute path of the deployment server. For example, if the absolute path of the file depot is:

```
c:\files\depot
```

and you want to copy a file to this location:

```
c:\files\depot\software\antivirus\update\file.exe
```

then this parameter will have the following value:

```
software\antivirus\update
```

- **strSrcNameFilter:** This parameter contains wildcard characters, as used by DOS (* and ?), used to filter the file names.

Output parameters

In case of error, there are two possibilities:

- In AssetCenter, the script containing the function is suspended and an error message issued to the user.
- If calling from an external program, you must call the [AmLastError\(\)](#) [page 359] function (and optionally the [AmLastErrorMsg\(\)](#) [page 360] function) to find out if an error occurred (and obtain its associated message).

Example

```
'get target specific path within file depot
dim path as string
path = "logs/" & DaContext( "Computer.Name" )

' retrieve a log file from target
dim l as long
l = DaDownload( "c:\program files\application\setup", path, "setup.log" )
```

DaDumpContext()


This function returns a string containing all the defined contexts and is mainly used in debug mode.

Internal Basic syntax

Function DaDumpContext() As String

Field of application

Version: 1.0

Available	
AssetCenter API	
Configuration script of a field or link	
"Script" type action	
Deployment workflow	
Wizard script	
FINISH.DO script of a wizard	

Output parameters

In case of error, there are two possibilities:

- In AssetCenter, the script containing the function is suspended and an error message issued to the user.
- If calling from an external program, you must call the [AmLastError\(\)](#) [page 359] function (and optionally the [AmLastErrorMsg\(\)](#) [page 360] function) to find out if an error occurred (and obtain its associated message).

Example

```
' Check that environment variables can be retrieved - this also retrieve a
ll
' variables in one shot, improving performances
lRc = DaFirstEnv()

' Get usefull environment variables and store them in context
if lRc <> 0 then
' Get environment variables
strProcArch      = DaGetEnv( "PROCESSOR_ARCHITECTURE" )
strProcId        = DaGetEnv( "PROCESSOR_IDENTIFIER" )
strProcLevel     = DaGetEnv( "PROCESSOR_LEVEL" )
strProcRevision  = DaGetEnv( "PROCESSOR_REVISION" )
strProcCount     = DaGetEnv( "NUMBER_OF_PROCESSORS" )
strOs            = DaGetEnv( "OS" )
strComputer      = DaGetEnv( "COMPUTERNAME" )

' Check that computer name is the right one
if strComputer <> DaContext( "Computer.Name" ) then
print "Warning: computer name does not look like the right one !"
end if

' Store them in context
DaSetContext "EnvInfo.ProcArch", strProcArch
DaSetContext "EnvInfo.ProcId", strProcId
DaSetContext "EnvInfo.ProcLevel", strProcLevel
DaSetContext "EnvInfo.ProcRevision", strProcRevision
DaSetContext "EnvInfo.ProcCount", strProcCount
```

```

DaSetContext "EnvInfo.Os", strOs
DaSetContext "EnvInfo.Computer", strComputer

' Dump
print DaDumpContext()
end if

```

DaExec()

This function execute a program stored on the deployment target.

You can also configure the behavior of this function by setting certain options using the **DaSetOption()** option. A full list of this option is included in the description of the **DaSetOption()** function.

 Note:


This function performs the same operations as the **Execute** activity.

Internal Basic syntax

Function DaExec(strCmd As String, strPath As String) As Long

Field of application

Version: 1.0

Available	
AssetCenter API	
Configuration script of a field or link	
"Script" type action	
Deployment workflow	
Wizard script	

Available

FINISH.DO script of a wizard

Input parameters

- **strCmd:** This parameter contains the name of the program to be executed. For example:

```
notepad.exe
```

- **strPath:** This parameter contains the full path of the executable. In the case of the previous example:

```
c:\windows\system32
```

Output parameters

In case of error, there are two possibilities:

- In AssetCenter, the script containing the function is suspended and an error message issued to the user.
- If calling from an external program, you must call the [AmLastError\(\)](#) [page 359] function (and optionally the [AmLastErrorMsg\(\)](#) [page 360] function) to find out if an error occurred (and obtain its associated message).

Example

```
' Log ipconfig information
lErr = DaSetOption( "exec.log_output", 1 )
lErr = DaExec( "ipconfig /all", "" )
```

DaExecAction()

This function executes an action, identified by its name, on a table in the AssetCenter database.



Note:

This function supports a limited number of tables (workflows, agents, computers, etc.).

Internal Basic syntax

Function DaExecAction(strAction As String, strTable As String) As Long

Field of application

Version: 1.0

Available	
AssetCenter API	
Configuration script of a field or link	
"Script" type action	
Deployment workflow	
Wizard script	
FINISH.DO script of a wizard	

Input parameters

- **strAction:** This parameter contains the SQL name of the action as defined in AssetCenter.
- **strTable:** This parameter contains the SQL name of the table on which the action is executed.

Output parameters

In case of error, there are two possibilities:

- In AssetCenter, the script containing the function is suspended and an error message issued to the user.
- If calling from an external program, you must call the [AmLastError\(\)](#) [page 359] function (and optionally the [AmLastErrorMsg\(\)](#) [page 360] function) to find out if an error occurred (and obtain its associated message).

Example

```
Dim lErr as Long
lErr = DaExecuteAction( "MyAction", "amComputer")
```

DaExecuteActionByName()


This function executes an action, identified by its name, on a table and a record in the AssetCenter database.

Internal Basic syntax

Function DaExecuteActionByName(strAction As String, strTable As String, IRecord As Long) As Long

Field of application

Version: 1.0

	Available
AssetCenter API	
Configuration script of a field or link	
"Script" type action	
Deployment workflow	
Wizard script	
FINISH.DO script of a wizard	

Input parameters

- **strAction:** This parameter contains the SQL name of the action as defined in AssetCenter.
- **strTable:** This parameter contains the SQL name of the table on which the action is executed.
- **IRecord:** This parameter contains the identifier of the record in the table on which the action is executed.

Output parameters

In case of error, there are two possibilities:

- In AssetCenter, the script containing the function is suspended and an error message issued to the user.
- If calling from an external program, you must call the [AmLastError\(\)](#) [page 359] function (and optionally the [AmLastErrorMsg\(\)](#) [page 360] function) to find out if an error occurred (and obtain its associated message).

Notes



Note:

If no identifier is specified, the record number linked to the table is used.

Example

```
Dim lErr as Long
lErr = DaExecuteActionByName( "MyAction", "amComputer", 3)
```

DaFileATime()


This function returns the date and time at which the file or folder were accessed.

Internal Basic syntax

Function DaFileATime(strPath As String) As Date

Field of application

Version: 1.0

Available	
AssetCenter API	
Configuration script of a field or link	
"Script" type action	
Deployment workflow	
Wizard script	
FINISH.DO script of a wizard	

Input parameters

- ◆ **strPath**: This parameter contains the path of the file or folder concerned by the operation. If the operation is carried out on the deployment server, it is a path relative to the absolute path of the file depot. If the operation is carried out on the deployment target, it is an absolute path.

Output parameters

In case of error, there are two possibilities:

- In AssetCenter, the script containing the function is suspended and an error message issued to the user.
- If calling from an external program, you must call the [AmLastError\(\)](#) [page 359] function (and optionally the [AmLastErrorMsg\(\)](#) [page 360] function) to find out if an error occurred (and obtain its associated message).

DaFileCRC()


This function returns the CRC of a file (Cyclic Redundancy Check).

Internal Basic syntax

Function DaFileCRC(strPath As String) As Long

Field of application

Version: 1.0

Available	
AssetCenter API	
Configuration script of a field or link	
"Script" type action	
Deployment workflow	
Wizard script	
FINISH.DO script of a wizard	

Input parameters

- ◆ **strPath**: This parameter contains the path of the file or folder concerned by the operation. If the operation is carried out on the deployment server, it is a path relative to the absolute path of the file depot. If the operation is carried out on the deployment target, it is an absolute path.

Output parameters

In case of error, there are two possibilities:

- In AssetCenter, the script containing the function is suspended and an error message issued to the user.
- If calling from an external program, you must call the [AmLastError\(\)](#) [page 359] function (and optionally the [AmLastErrorMsg\(\)](#) [page 360] function) to find out if an error occurred (and obtain its associated message).

DaFileCTime()


This function returns the date and time of creation of the file or folder.

Internal Basic syntax

Function DaFileCTime(strPath As String) As Date

Field of application

Version: 1.0

Available	
AssetCenter API	
Configuration script of a field or link	
"Script" type action	
Deployment workflow	
Wizard script	
FINISH.DO script of a wizard	

Input parameters

- ◆ **strPath**: This parameter contains the path of the file or folder concerned by the operation. If the operation is carried out on the deployment server, it is a path relative to the absolute path of the file depot. If the operation is carried out on the deployment target, it is an absolute path.

Output parameters

In case of error, there are two possibilities:

- In AssetCenter, the script containing the function is suspended and an error message issued to the user.
- If calling from an external program, you must call the [AmLastError\(\)](#) [page 359] function (and optionally the [AmLastErrorMsg\(\)](#) [page 360] function) to find out if an error occurred (and obtain its associated message).

DaFileLanguage()


This function returns the language of the file (if available).

Internal Basic syntax

Function DaFileLanguage(strPath As String) As String

Field of application

Version: 1.0

Available	
AssetCenter API	
Configuration script of a field or link	
"Script" type action	
Deployment workflow	
Wizard script	
FINISH.DO script of a wizard	

Input parameters

- ◆ **strPath**: This parameter contains the path of the file or folder concerned by the operation. If the operation is carried out on the deployment server, it is a path relative to the absolute path of the file depot. If the operation is carried out on the deployment target, it is an absolute path.

Output parameters

In case of error, there are two possibilities:

- In AssetCenter, the script containing the function is suspended and an error message issued to the user.
- If calling from an external program, you must call the [AmLastError\(\)](#) [page 359] function (and optionally the [AmLastErrorMsg\(\)](#) [page 360] function) to find out if an error occurred (and obtain its associated message).

DaFileMTime()


This function returns the date and time at which the file or folder were modified.

Internal Basic syntax

Function DaFileMTime(strPath As String) As Date

Field of application

Version: 1.0

Available	
AssetCenter API	
Configuration script of a field or link	
"Script" type action	
Deployment workflow	
Wizard script	
FINISH.DO script of a wizard	

Input parameters

- ◆ **strPath**: This parameter contains the path of the file or folder concerned by the operation. If the operation is carried out on the deployment server, it is a path relative to the absolute path of the file depot. If the operation is carried out on the deployment target, it is an absolute path.

Output parameters

In case of error, there are two possibilities:

- In AssetCenter, the script containing the function is suspended and an error message issued to the user.
- If calling from an external program, you must call the [AmLastError\(\)](#) [page 359] function (and optionally the [AmLastErrorMsg\(\)](#) [page 360] function) to find out if an error occurred (and obtain its associated message).

DaFileSize()


This function returns the size of a file in bits. If the size of the file is too large (i.e. it exceeds a long), the returned value is -1.

Internal Basic syntax

Function DaFileSize(strPath As String) As Long

Field of application

Version: 1.0

	Available
AssetCenter API	
Configuration script of a field or link	
"Script" type action	
Deployment workflow	
Wizard script	
FINISH.DO script of a wizard	

Input parameters

- ◆ **strPath**: This parameter contains the path of the file or folder concerned by the operation. If the operation is carried out on the deployment server, it is a path relative to the absolute path of the file depot. If the operation is carried out on the deployment target, it is an absolute path.

Output parameters

In case of error, there are two possibilities:

- In AssetCenter, the script containing the function is suspended and an error message issued to the user.
- If calling from an external program, you must call the [AmLastError\(\)](#) [page 359] function (and optionally the [AmLastErrorMsg\(\)](#) [page 360] function) to find out if an error occurred (and obtain its associated message).

DaFileType()


This function returns the file type concerned by the operation.

Internal Basic syntax

Function DaFileType(strPath As String) As String

Field of application

Version: 1.0

	Available
AssetCenter API	
Configuration script of a field or link	
"Script" type action	
Deployment workflow	
Wizard script	
FINISH.DO script of a wizard	

Input parameters

- ◆ **strPath**: This parameter contains the path of the file or folder concerned by the operation. If the operation is carried out on the deployment server, it is a path relative to the absolute path of the file depot. If the operation is carried out on the deployment target, it is an absolute path.

Output parameters

The function returns one of the following values:

- "r" for a file,
- "d" for a directory,
- "D" for a physical drive.

DaFileVersion()


This function returns the version of a file (if available).

Internal Basic syntax

Function DaFileVersion(strPath As String) As String

Field of application

Version: 1.0

	Available
AssetCenter API	
Configuration script of a field or link	
"Script" type action	
Deployment workflow	
Wizard script	
FINISH.DO script of a wizard	

Input parameters

- ◆ **strPath**: This parameter contains the path of the file or folder concerned by the operation. If the operation is carried out on the deployment server, it is a path relative to the absolute path of the file depot. If the operation is carried out on the deployment target, it is an absolute path.

Output parameters

In case of error, there are two possibilities:

- In AssetCenter, the script containing the function is suspended and an error message issued to the user.
- If calling from an external program, you must call the [AmLastError\(\)](#) [page 359] function (and optionally the [AmLastErrorMsg\(\)](#) [page 360] function) to find out if an error occurred (and obtain its associated message).

DaFind()


This function performs a recursive search of the files and folders and creates a list of the files it finds. The list is then scanned using the [DaFindNext\(\)](#) function.

Internal Basic syntax

Function DaFind(strPath As String, strNameFilter As String, IDepth As Long)
As Long

Field of application

Version: 1.0

Available	
AssetCenter API	
Configuration script of a field or link	
"Script" type action	
Deployment workflow	
Wizard script	
FINISH.DO script of a wizard	

Input parameters

- **strPath**: This parameter contains the path of the search folder.
- **strNameFilter**: This parameter contains wildcard characters, as used by DOS (* and ?), used to filter the search.
- **IDepth**: This parameter contains the depth of the recursive research, in number of sub-folders under the **strPath** folder.

Output parameters

In case of error, there are two possibilities:

- In AssetCenter, the script containing the function is suspended and an error message issued to the user.
- If calling from an external program, you must call the [AmLastError\(\)](#) [page 359] function (and optionally the [AmLastErrorMsg\(\)](#) [page 360] function) to find out if an error occurred (and obtain its associated message).

Example

```
' Builds a list of all bmp files
Dim lErr as Long
lErr = DaFind( "install", "*.bmp", 3)
```

DaFindNext()


This function retrieves the name of the next file or folder in the list created by the **DaFind()** function. When the end of the list is reached, the function returns an empty character string.

Internal Basic syntax

Function DaFindNext() As String

Field of application

Version: 1.0

Available	
AssetCenter API	
Configuration script of a field or link	
"Script" type action	
Deployment workflow	
Wizard script	
FINISH.DO script of a wizard	

Output parameters

In case of error, there are two possibilities:

- In AssetCenter, the script containing the function is suspended and an error message issued to the user.

- If calling from an external program, you must call the [AmLastError\(\)](#) [page 359] function (and optionally the [AmLastErrorMsg\(\)](#) [page 360] function) to find out if an error occurred (and obtain its associated message).

Example

```
Dim strFileName as String
strFileName = DaFindNext()
If strFileName <> 0 Then
Print strFileName
Else
Print "Reached end of file list"
End If
```

DaFirstEnv()


This function builds the list of environment variables available on the deployment target. This list can be browsed using the [DaNextEnv\(\)](#) and [DaGetEnv\(\)](#) functions.

Internal Basic syntax

Function DaFirstEnv() As Long

Field of application

Version: 1.0

	Available
AssetCenter API	
Configuration script of a field or link	
"Script" type action	
Deployment workflow	
Wizard script	

FINISH.DO script of a wizard

Output parameters

In case of error, there are two possibilities:

- In AssetCenter, the script containing the function is suspended and an error message issued to the user.
- If calling from an external program, you must call the [AmLastError\(\)](#) [page 359] function (and optionally the [AmLastErrorMsg\(\)](#) [page 360] function) to find out if an error occurred (and obtain its associated message).

Example

```
' Check that environment variables can be retrieved - this also retrieve a
ll
' variables in one shot, improving performances
lRc = DaFirstEnv()

' Get usefull environment variables and store them in context
if lRc = 0 then
' Get environment variables
strProcArch      = DaGetEnv( "PROCESSOR_ARCHITECTURE" )
strProcId        = DaGetEnv( "PROCESSOR_IDENTIFIER" )
strProcLevel     = DaGetEnv( "PROCESSOR_LEVEL" )
strProcRevision  = DaGetEnv( "PROCESSOR_REVISION" )
strProcCount     = DaGetEnv( "NUMBER_OF_PROCESSORS" )
strOs            = DaGetEnv( "OS" )
strComputer      = DaGetEnv( "COMPUTERNAME" )

' Check that computer name is the right one
if strComputer <> DaContext( "Computer.Name" ) then
print "Warning: computer name does not look like the right one !"
end if

' Store them in context
DaSetContext "EnvInfo.ProcArch", strProcArch
DaSetContext "EnvInfo.ProcId", strProcId
DaSetContext "EnvInfo.ProcLevel", strProcLevel
DaSetContext "EnvInfo.ProcRevision", strProcRevision
DaSetContext "EnvInfo.ProcCount", strProcCount
DaSetContext "EnvInfo.Os", strOs
DaSetContext "EnvInfo.Computer", strComputer

' Dump
print DaDumpContext()
end if
```

DaGetEnv()


This function returns the value of an environment variable - contained in the list built using the **DaFirstEnv()** function - identified by its name.

Internal Basic syntax

Function DaGetEnv(strEnv As String) As String

Field of application

Version: 1.0

	Available
AssetCenter API	
Configuration script of a field or link	
"Script" type action	
Deployment workflow	
Wizard script	
FINISH.DO script of a wizard	

Input parameters

- ◆ **strEnv**: This parameter contains the name of the environment variable as it is displayed by the operating system.



Tip:

To display the list of environment variables declared on your computer:

- 1 Right-click your computer icon,
- 2 Select the **Advanced** tab,
- 3 Click **Environment variables**

Output parameters

In case of error, there are two possibilities:

- In AssetCenter, the script containing the function is suspended and an error message issued to the user.
- If calling from an external program, you must call the [AmLastError\(\)](#) [page 359] function (and optionally the [AmLastErrorMsg\(\)](#) [page 360] function) to find out if an error occurred (and obtain its associated message).

Example

```
' Check that environment variables can be retrieved - this also retrieve a
ll
' variables in one shot, improving performances
lRc = DaFirstEnv()

' Get useful environment variables and store them in context
if lRc <> 0 then
' Get environment variables
strProcArch      = DaGetEnv( "PROCESSOR_ARCHITECTURE" )
strProcId        = DaGetEnv( "PROCESSOR_IDENTIFIER" )
strProcLevel     = DaGetEnv( "PROCESSOR_LEVEL" )
strProcRevision  = DaGetEnv( "PROCESSOR_REVISION" )
strProcCount     = DaGetEnv( "NUMBER_OF_PROCESSORS" )
strOs            = DaGetEnv( "OS" )
strComputer      = DaGetEnv( "COMPUTERNAME" )

' Check that computer name is the right one
if strComputer <> DaContext( "Computer.Name" ) then
print "Warning: computer name does not look like the right one !"
end if

' Store them in context
DaSetContext "EnvInfo.ProcArch", strProcArch
DaSetContext "EnvInfo.ProcId", strProcId
DaSetContext "EnvInfo.ProcLevel", strProcLevel
DaSetContext "EnvInfo.ProcRevision", strProcRevision
DaSetContext "EnvInfo.ProcCount", strProcCount
DaSetContext "EnvInfo.Os", strOs
DaSetContext "EnvInfo.Computer", strComputer

' Dump
print DaDumpContext()
end if
```


DaGetFileInfo()

This function returns the properties of a file or folder. The properties in question can be recovered directly using the **DaFile*** functions. It works in one of two ways:

- Operation on the deployment server (in the file depot)
- Operation on the deployment target

The way in which it works is determined by the value of the **file.on_server** option, set using the **DaSetOption()** function:

- If this option is set to 1, the operation is on the deployment server
- If this option is set to 0, the operation is on the deployment target.



Note:


For further information, refer to the description of the **DaSetOption()** function.

Internal Basic syntax

Function DaGetFileInfo(strPath As String) As Long

Field of application

Version: 1.0

Available	
AssetCenter API	
Configuration script of a field or link	
"Script" type action	
Deployment workflow	
Wizard script	

FINISH.DO script of a wizard

Input parameters

- ◆ **strPath**: This parameter contains the path of the file or folder concerned by the operation. If the operation is carried out on the deployment server, it is a path relative to the absolute path of the file depot. If the operation is carried out on the deployment target, it is an absolute path.

Output parameters

In case of error, there are two possibilities:

- In AssetCenter, the script containing the function is suspended and an error message issued to the user.
- If calling from an external program, you must call the [AmLastError\(\)](#) [page 359] function (and optionally the [AmLastErrorMsg\(\)](#) [page 360] function) to find out if an error occurred (and obtain its associated message).

Dalmpersonate()


This function enables you to impersonate a user on the deployment target by simulating that user. This function can be particularly useful to simulate an administrator connection in order to install certain software on the target, for example.

Internal Basic syntax

Function Dalmpersonate(strUser As String, strPassword As String, strDomain As String) As Long

Field of application

Version: 1.0

Available	
AssetCenter API	
Configuration script of a field or link	
"Script" type action	
Deployment workflow	
Wizard script	
FINISH.DO script of a wizard	

Input parameters

- **strUser:** This parameter contains the name of the user for which you want to simulate a connection to the target.
- **strPassword:** This parameter contains the password of the user for which you want to simulate a connection to the target.
- **strDomain:** This parameter contains the domain of the user for which you want to simulate a connection to the target.

Output parameters

In case of error, there are two possibilities:

- In AssetCenter, the script containing the function is suspended and an error message issued to the user.
- If calling from an external program, you must call the [AmLastError\(\)](#) [page 359] function (and optionally the [AmLastErrorMsg\(\)](#) [page 360] function) to find out if an error occurred (and obtain its associated message).

Example

```
' Upload whole 'install' directory
lErr = DaUpload( "install", "c:/tmp/install", "" )

' Impersonate
if lErr = 0 then lErr = DaImpersonate( "user", "password", "domain " )

' Execute setup as user, synchronous, and log errors
if lErr = 0 then
lDummyErr = DaSetOption( "exec.synchronous", 1 )
lDummyErr = DaSetOption( "exec.log_output", 1 )
lDummyErr = DaSetOption( "exec.log_error", 1 )
end if
if lErr = 0 then lErr = DaExec( "c:/tmp/install/setup -i", "c:/tmp/install
```

```

" )
' On error, raise 'error' event
if lErr <> 0 then DaSetReturnValue "ErrorEvent"

```

DaMkDir()

This function creates a folder. It works in one of two ways:

- Creation on the deployment server (in the file depot)
- creation on the deployment target

The way in which it works is determined by the value of the **file.on_server** option, set using the **DaSetOption()** function:

- If this option is set to 1, the creation is on the deployment server
- If this option is set to 0, the creation is on the deployment target.

 Note:


For further information, refer to the description of the **DaSetOption()** function.

Internal Basic syntax

Function DaMkDir(strDirectory As String) As Long

Field of application

Version: 1.0

Available	
AssetCenter API	
Configuration script of a field or link	
"Script" type action	
Deployment workflow	
Wizard script	

Available

FINISH.DO script of a wizard

Input parameters

- ◆ **strDirectory**: This parameter contains the path of the folder to create. If the creation is carried out on the deployment server, it is the path relative to the absolute path of the file depot. If the creation is on the deployment target, it is an absolute path.

Output parameters

In case of error, there are two possibilities:

- In AssetCenter, the script containing the function is suspended and an error message issued to the user.
- If calling from an external program, you must call the [AmLastError\(\)](#) [page 359] function (and optionally the [AmLastErrorMsg\(\)](#) [page 360] function) to find out if an error occurred (and obtain its associated message).

DaMove()

This function moves a file, a set of files or a folder. This function works in one of two ways:

- It moves a file locally to the deployment server: The source and the destination of the move are both in the deployment server.
- It moves a file locally to the deployment target: The source and the destination of the move are both on the deployment target.

The way in which it works is determined by the value of the **file.on_server** option, set using the **DaSetOption()** function:

- If this option is set to 1, the move is on the deployment server.
- If this option is set to 0, the move is on the deployment target.

 **Note:**

For further information, refer to the description of the **DaSetOption()** function.



Note:

This function carries out the same operations as the **Move files** activity.

Internal Basic syntax

Function DaMove(strSource As String, strDest As String, strNameFilter As String) As Long

Field of application

Version: 1.0

	Available
AssetCenter API	
Configuration script of a field or link	
"Script" type action	
Deployment workflow	
Wizard script	
FINISH.DO script of a wizard	

Input parameters

- **strSource**: This parameter contains the source path of the elements to move. Depending on how the function operates, it is either a path relative to the file depot (in the case of a local move to the deployment server) or an absolute path (in the case of a local move to the deployment target).
- **strDest**: This parameter contains the destination path of the elements to move. Depending on how the function operates, it is either a path relative to the file depot (in the case of a local move to the deployment server) or an absolute path (in the case of a local move to the deployment target).
- **strNameFilter**: This parameter contains wildcard characters, as used by DOS (* and ?), used to filter the file names.

Output parameters

In case of error, there are two possibilities:

- In AssetCenter, the script containing the function is suspended and an error message issued to the user.
- If calling from an external program, you must call the [AmLastError\(\)](#) [page 359] function (and optionally the [AmLastErrorMsg\(\)](#) [page 360] function) to find out if an error occurred (and obtain its associated message).

Example

```
' move old report files before getting new ones
Dim l as Long
l = DaSetOption( "file.on_server", 1 );
l = DaMove( "reports/current", "reports/old", "" )
```

DaNetIpFromName()


This function resolves the name of the target using the DNS method and returns the IP address of the target.

Internal Basic syntax

Function DaNetIpFromName(strHost As String, pstrIP As String) As Long

Field of application

Version: 1.0

	Available
AssetCenter API	
Configuration script of a field or link	
"Script" type action	
Deployment workflow	
Wizard script	

FINISH.DO script of a wizard

Input parameters

- **strHost**: This parameter contains the name of the host (deployment target).
- **pstrIP**: IP address of the target

Output parameters

In case of error, there are two possibilities:

- In AssetCenter, the script containing the function is suspended and an error message issued to the user.
- If calling from an external program, you must call the [AmLastError\(\)](#) [page 359] function (and optionally the [AmLastErrorMsg\(\)](#) [page 360] function) to find out if an error occurred (and obtain its associated message).

DaNetNBtName()

This function queries the deployment target for related network information. This function is equivalent to the DOS command:


```
nbstat -A <IP address of the target>
```

Internal Basic syntax

Function **DaNetNBtName(strHost As String, ITimeout As Long, pstrComputerName As String, pstrGroup As String, pstrMAC As String) As Long**

Field of application

Version: 1.0

	Available
AssetCenter API	
Configuration script of a field or link	
"Script" type action	
Deployment workflow	
Wizard script	
FINISH.DO script of a wizard	

Input parameters

- **strHost:** This parameter contains the name of the host (deployment target).
- **Timeout:** This parameter contains the duration after which the operation is considered to have failed, if the target has not responded. This duration is expressed in milliseconds.
- **pstrComputerName:** Name of the target
- **pstrGroup:** Network group of the target
- **pstrMAC:** MAC address of the target

Output parameters

In case of error, there are two possibilities:

- In AssetCenter, the script containing the function is suspended and an error message issued to the user.
- If calling from an external program, you must call the [AmLastError\(\)](#) [page 359] function (and optionally the [AmLastErrorMsg\(\)](#) [page 360] function) to find out if an error occurred (and obtain its associated message).

DaNetPing()


This function pings the deployment target. This enables you to test whether a computer is responding on the network.

Internal Basic syntax

Function DaNetPing(Timeout As Long) As Long

Field of application

Version: 1.0

Available	
AssetCenter API	
Configuration script of a field or link	
"Script" type action	
Deployment workflow	
Wizard script	
FINISH.DO script of a wizard	

Input parameters

- ◆ **ITimeout:** This parameter contains the duration after which the operation is considered to have failed, if the target has not responded. This duration is expressed in milliseconds.

Output parameters

In case of error, there are two possibilities:

- In AssetCenter, the script containing the function is suspended and an error message issued to the user.
- If calling from an external program, you must call the [AmLastError\(\)](#) [page 359] function (and optionally the [AmLastErrorMsg\(\)](#) [page 360] function) to find out if an error occurred (and obtain its associated message).

Example

```
Dim lLive As Long
' Ping with 1000ms timeout
lLive = DaNetPing( 1000 )
If lLive = 0 Then
DaSetReturnValue "NOK"
End If
```

DaNetWakeOnLan()

This function sends a wake on LAN signal to a deployment target.

 Note:


This function performs the same operations as the **Wake on LAN** activity.

Internal Basic syntax

Function DaNetWakeOnLan(strMAC As String) As Long

Field of application

Version: 1.0

	Available
AssetCenter API	
Configuration script of a field or link	
"Script" type action	
Deployment workflow	
Wizard script	
FINISH.DO script of a wizard	

Input parameters

- ◆ **strMAC**: This parameter contains the MAC address of the deployment target, in hexadecimal format. The MAC address is made up of six hexadecimal pairs, which may or may not be separated (with the "-" or ":" characters).

Output parameters

- 0: Normal execution.
- Other than zero: Error code.

DaNetWinAddressByName()


This function resolves the name of the target using the specified method. The function returns the IP address of the target.

Internal Basic syntax

Function DaNetWinAddressByName(strHost As String, iNameSpace As Long, pstrIP As String) As Long

Field of application

Version: 1.0

	Available
AssetCenter API	
Configuration script of a field or link	
"Script" type action	
Deployment workflow	
Wizard script	
FINISH.DO script of a wizard	

Input parameters

- **strHost**: This parameter contains the name of the host (deployment target).
- **iNameSpace**: This parameter specifies the resolution method to use. The possible values are the following:
 - 0: Uses the default resolution mode of the operating system
 - 1: Uses DNS resolution
 - 2: Uses WINS resolution
- **pstrIP**: This parameter contains the name of the host (deployment target).

Output parameters

In case of error, there are two possibilities:

- In AssetCenter, the script containing the function is suspended and an error message issued to the user.
- If calling from an external program, you must call the [AmLastError\(\)](#) [page 359] function (and optionally the [AmLastErrorMsg\(\)](#) [page 360] function) to find out if an error occurred (and obtain its associated message).

DaNextEnv()

This function returns the name of the next environment variable in the list built using the [DaFirstEnv\(\)](#) function. If the end of the list is reached, the function returns an empty character string.

Internal Basic syntax

Function DaNextEnv() As String

Field of application

Version: 1.0

	Available
AssetCenter API	
Configuration script of a field or link	
"Script" type action	
Deployment workflow	✖
Wizard script	
FINISH.DO script of a wizard	

Output parameters

In case of error, there are two possibilities:

- In AssetCenter, the script containing the function is suspended and an error message issued to the user.
- If calling from an external program, you must call the [AmLastError\(\)](#) [page 359] function (and optionally the [AmLastErrorMsg\(\)](#) [page 360] function) to find out if an error occurred (and obtain its associated message).

Example

```
' retrieve and print all environment variables from target
'
dim lRc as long
dim VarName, VarValue as String

If DaFirstEnv() <> 0 Then
Do
' get next variable
VarName = DaNextEnv()
If VarName <> "" Then
VarValue = DaGetEnv( VarName )
Print VarName & "=" & VarValue
Else
Exit Do
End If
Loop
End If
```

DaNTFileCopyTo()


This function copies a file from a source folder to a destination folder, both on the deployment target.

Internal Basic syntax

Function DaNTFileCopyTo(strSrcPath As String, strSrc As String, strDst As String) As Long

Field of application

Version: 1.0

	Available
AssetCenter API	
Configuration script of a field or link	
"Script" type action	
Deployment workflow	
Wizard script	
FINISH.DO script of a wizard	

Input parameters

- **strSrcPath**: This parameter contains the full path of the folder containing the file to copy.
- **strSrc**: This parameter contains the name of the file to copy.
- **strDst**: This parameter contains the full path of the destination folder of the file to copy.

Output parameters

- 0: Normal execution.
- Other than zero: Error code.

DaNTFileCreateDir()


This function recursively creates a folder on the deployment target.

Internal Basic syntax

Function DaNTFileCreateDir(strPath As String) As Long

Field of application

Version: 1.0

	Available
AssetCenter API	
Configuration script of a field or link	
"Script" type action	
Deployment workflow	
Wizard script	
FINISH.DO script of a wizard	

Input parameters

- ◆ **strPath**: This parameter contains the full path of the folder on the remote computer.

Output parameters

- 0: Normal execution.
- Other than zero: Error code.

DaNTFileDelete()


This function delete files on a deployment target.

Internal Basic syntax

Function DaNTFileDelete(strFile As String) As Long

Field of application

Version: 1.0

Available	
AssetCenter API	
Configuration script of a field or link	
"Script" type action	
Deployment workflow	
Wizard script	
FINISH.DO script of a wizard	

Input parameters

- ◆ **strFile:** Path of the file to be deleted.

Output parameters

- 0: Normal execution.
- Other than zero: Error code.

DaNTFileDeleteDir()


This function deletes a folder and its contents on the deployment target.

Internal Basic syntax

Function DaNTFileDeleteDir(strPathConst As String) As Long

Field of application

Version: 1.0

Available	
AssetCenter API	
Configuration script of a field or link	
"Script" type action	
Deployment workflow	

Available

Wizard script

FINISH.DO script of a wizard

Input parameters

- ◆ **strPathConst**: Path of the folder to be deleted.

Output parameters

- 0: Normal execution.
- Other than zero: Error code.

DaNTFileDirCopyTo()

This function copies a folder and its contents to a deployment target.

Internal Basic syntax

Function DaNTFileDirCopyTo(strSrcPath As String, strDst As String) As Long

Field of application

Version: 1.0

Available

AssetCenter API

Configuration script of a field or link

"Script" type action

Deployment workflow



Wizard script

Available

FINISH.DO script of a wizard

Input parameters

- **strSrcPath:** This parameter contains the path of the folder on the server.
- **strDst:** This parameter contains the path of the destination folder on the deployment target.

Output parameters

- 0: Normal execution.
- Other than zero: Error code.

DaNTFileDirDownload()

This function copies a folder and its contents from a deployment target to the deployment server.

Internal Basic syntax

Function DaNTFileDirDownload(strSrcPath As String, strDst As String) As Long

Field of application

Version: 1.0

Available

AssetCenter API

Configuration script of a field or link

"Script" type action

Deployment workflow



Wizard script

Available

FINISH.DO script of a wizard

Input parameters

- **strSrcPath:** This parameter contains the path of the folder on the deployment server.
- **strDst:** This parameter contains the path of the destination folder on the server. This path is relative to the file depot path.

Output parameters

- 0: Normal execution.
- Other than zero: Error code.

DaNTFileDirUpload()

This function copies a folder and its contents to a deployment target.

Internal Basic syntax

Function DaNTFileDirUpload(strSrcPath As String, strDst As String) As Long

Field of application

Version: 1.0

Available

AssetCenter API

Configuration script of a field or link

"Script" type action

Deployment workflow



Wizard script

Available

FINISH.DO script of a wizard

Input parameters

- **strSrcPath**: This parameter contains the path of the folder on the deployment server. This path is relative to the path of the file depot.
- **strDst** : This parameter contains the path of the destination folder on the deployment target.

Output parameters

- 0: Normal execution.
- Other than zero: Error code.

DaNTFileDownload()

This function downloads a file from the deployment target.

Internal Basic syntax

Function DaNTFileDownload(strSrcPath As String, strSrc As String, strDst As String) As Long

Field of application

Version: 1.0

Available

AssetCenter API

Configuration script of a field or link

"Script" type action

Deployment workflow



Wizard script

Available

FINISH.DO script of a wizard

Input parameters

- **strSrcPath**: This parameter contains the full path of the folder (on the target) containing the file to be downloaded.
- **strSrc**: This parameter contains the name of the file to download.
- **strDst**: This parameter contains the full path of the folder (on the server) to which the file is downloaded.

Output parameters

- 0: Normal execution.
- Other than zero: Error code.

DaNTFileUpload()

This function uploads a file to the deployment target.

Internal Basic syntax

Function DaNTFileUpload(strSrcPath As String, strSrc As String, strDst As String) As Long

Field of application

Version: 1.0

Available

AssetCenter API

Configuration script of a field or link

"Script" type action

Deployment workflow



Available

Wizard script

FINISH.DO script of a wizard

Input parameters

- **strSrcPath**: This parameter contains the full path of the folder (on the server) containing the file to be uploaded.
- **strSrc**: This parameter contains the name of the file to copy.
- **strDst**: This parameter contains the full path of the folder (on the target) to which the file is uploaded.

Output parameters

- 0: Normal execution.
- Other than zero: Error code.

DaNTRegistryLMAddStringValue()

This function adds a REG_SZ or REG_EXPAND type entry for a key.

Internal Basic syntax

Function DaNTRegistryLMAddStringValue(strKey As String, strString As String, strValue As String, bExpand As Long) As Long

Field of application

Version: 1.0

Available

AssetCenter API

Configuration script of a field or link

"Script" type action

	Available
Deployment workflow	✓
Wizard script	
FINISH.DO script of a wizard	

Input parameters

- **strKey**: This parameter contains the full name of the key containing the entry to create.
- **strString**: This parameter contains the name of the entry to be created.
- **strValue**: This parameter contains the value of the entry to be created.
- **bExpand**: If this parameter has a value of 1, the function only processes REG_EXPAND-type entries.

Output parameters

- 0: Normal execution.
- Other than zero: Error code.

DaNTRegistryLMCreateKey()

This function creates recursively a key in the **HKEY_LOCAL_MACHINE** hive of the registry.


Internal Basic syntax

Function DaNTRegistryLMCreateKey(strKey As String) As Long

Field of application

Version: 1.0

Available
AssetCenter API

	Available
Configuration script of a field or link	
"Script" type action	
Deployment workflow	
Wizard script	
FINISH.DO script of a wizard	

Input parameters

- ◆ **strKey:** This parameter contains the full path of the key in the HKEY_LOCAL_MACHINE hive of the registry.

Output parameters

- 0: Normal execution.
- Other than zero: Error code.

DaNTRegistryLMDeleteKey()

This function deletes a key from the Registry of the deployment target. All the entries of the key are deleted.

Internal Basic syntax

Function DaNTRegistryLMDeleteKey(strKey As String) As Long

Field of application

Version: 1.0

	Available
AssetCenter API	
Configuration script of a field or link	
"Script" type action	

	Available
Deployment workflow	✓
Wizard script	
FINISH.DO script of a wizard	

Input parameters

- ◆ **strKey**: This parameter contains the full name of the key to be deleted.

Output parameters

- 0: Normal execution.
- Other than zero: Error code.

DaNTRegistryLMDeleteValue()

This function deletes a key entry from the Registry of the deployment target.

Internal Basic syntax

Function DaNTRegistryLMDeleteValue(strKey As String, strString As String)
As Long

Field of application

Version: 1.0

	Available
AssetCenter API	
Configuration script of a field or link	
"Script" type action	
Deployment workflow	✓
Wizard script	

Available

FINISH.DO script of a wizard

Input parameters

- **strKey:** This parameter contains the full name of the key containing the entry to delete.
- **strString:** This parameter contains the name of the entry to be deleted.

Output parameters

- 0: Normal execution.
- Other than zero: Error code.

DaNTRegistryLMGetLongValue()

This function returns the value of a **REG_DWORD** type entry of a registry key on the deployment target.

Internal Basic syntax

Function DaNTRegistryLMGetLongValue(strKey As String, strString As String)
As Long

Field of application

Version: 1.0

Available

AssetCenter API

Configuration script of a field or link

"Script" type action

Deployment workflow



Wizard script

FINISH.DO script of a wizard

Input parameters

- **strKey**: This parameter contains the full name of the key containing the entry for which you want to recover the value.
- **strString**: This parameter contains the name of the entry for which you want to recover the value.

Output parameters

In case of error, there are two possibilities:

- In AssetCenter, the script containing the function is suspended and an error message issued to the user.
- If calling from an external program, you must call the [AmLastError\(\)](#) [page 359] function (and optionally the [AmLastErrorMsg\(\)](#) [page 360] function) to find out if an error occurred (and obtain its associated message).

DaNTRegistryLMGetStringValue()


This function returns the value of a **REG_DWORD** or **REG_EXPAND** type entry of a key from the Registry of the deployment target.

Internal Basic syntax

Function DaNTRegistryLMGetStringValue(strKey As String, strString As String)
As String

Field of application

Version: 1.0

	Available
AssetCenter API	
Configuration script of a field or link	
"Script" type action	
Deployment workflow	
Wizard script	
FINISH.DO script of a wizard	

Input parameters

- **strKey:** This parameter contains the full name of the key containing the entry for which you want to recover the value.
- **strString:** This parameter contains the name of the entry for which you want to recover the value.

Output parameters

In case of error, there are two possibilities:

- In AssetCenter, the script containing the function is suspended and an error message issued to the user.
- If calling from an external program, you must call the [AmLastError\(\)](#) [page 359] function (and optionally the [AmLastErrorMsg\(\)](#) [page 360] function) to find out if an error occurred (and obtain its associated message).

DaNTRegistryLMSetLongValue()


This function sets the value of a **REG_DWORD** type entry for a key. The entry must exist in the key.

Internal Basic syntax

Function **DaNTRegistryLMSetLongValue(strKey As String, strString As String, IValue As Long) As Long**

Field of application

Version: 1.0

	Available
AssetCenter API	
Configuration script of a field or link	
"Script" type action	
Deployment workflow	
Wizard script	
FINISH.DO script of a wizard	

Input parameters

- **strKey**: This parameter contains the full name of the key containing the entry for which you want to set the value.
- **strString**: This parameter contains the name of the entry for which you want to set the value.
- **IValue**: This parameter contains the value of the entry for which you want to set the value.

Output parameters

- 0: Normal execution.
- Other than zero: Error code.

DaNTRegistryLMSetStringValue()


This function sets the value of a **REG_SZ** or **REG_EXPAND** type entry for a key. The entry must exist in the key.

Internal Basic syntax

Function DaNTRegistryLMSetStringValue(strKey As String, strString As String, strValue As String, bExpand As Long) As Long

Field of application

Version: 1.0

	Available
AssetCenter API	
Configuration script of a field or link	
"Script" type action	
Deployment workflow	
Wizard script	
FINISH.DO script of a wizard	

Input parameters

- **strKey**: This parameter contains the full name of the key containing the entry for which you want to set the value.
- **strString**: This parameter contains the name of the entry for which you want to set the value.
- **strValue**: This parameter contains the value of the entry for which you want to set the value.
- **bExpand**: If this parameter has a value of 1, the function only processes REG_EXPAND-type entries.

Output parameters

- 0: Normal execution.
- Other than zero: Error code.

DaNTServiceInstall()


This function installs an NT service on the deployment target.

Internal Basic syntax

Function DaNTServiceInstall(strServiceName As String, strDisplayName As String, strBinaryFullName As String, bAutoStart As Long, bInteractWithDesktop As Long) As Long

Field of application

Version: 1.0

Available	
AssetCenter API	
Configuration script of a field or link	
"Script" type action	
Deployment workflow	
Wizard script	
FINISH.DO script of a wizard	

Input parameters

- **strServiceName**: This parameter contains the internal name of the service, as it will be displayed in the properties of the service (accessible via the **Properties** shortcut menu).
- **strDisplayName**: This parameter contains the name of the service as it is displayed in the main list of services.
- **strBinaryFullName**: This parameter contains the full path of the service executable on the deployment target.
- **bAutoStart**: When this parameter has a value of 1, the service is started automatically.
- **bInteractWithDesktop**: When this parameter has a value of 1, the service can interact with the operating system's desktop (message sending and user dialog boxes).

Output parameters

- 0: Normal execution.
- Other than zero: Error code.

DaNTServiceStart()


This function starts a named NT service on a deployment target.

Internal Basic syntax

Function DaNTServiceStart(strServiceName As String) As Long

Field of application

Version: 1.0

Available	
AssetCenter API	
Configuration script of a field or link	
"Script" type action	
Deployment workflow	
Wizard script	
FINISH.DO script of a wizard	

Input parameters

- ◆ **strServiceName**: This parameter contains the name of a service to start. The name used is the internal name of the service and not the name displayed in the operating system's services console. To locate the internal name:
 - 1 Right-click on the name of the service.
 - 2 Select the **Properties** menu.
 - 3 The **Service name** (internal name) is displayed in the **General** tab.

Output parameters

- 0: Normal execution.
- Other than zero: Error code.

DaNTServiceStatus()


This function returns the status of an NT service on the deployment target.

Internal Basic syntax

Function DaNTServiceStatus(strServiceName As String) As String

Field of application

Version: 1.0

Available	
AssetCenter API	
Configuration script of a field or link	
"Script" type action	
Deployment workflow	
Wizard script	
FINISH.DO script of a wizard	

Input parameters

- ◆ **strServiceName**: This parameter contains the internal name of the service, as it is displayed in the properties of the service (accessible via the **Properties** shortcut menu).

Output parameters

The function returns one of the following values, each one corresponding to a status for the service:

- NOT FOUND
- STOPPED
- START_PENDING
- STOP_PENDING

- RUNNING
- CONTINUE_PENDING
- PAUSE_PENDING
- PAUSED

DaNTServiceStop()


This function stops the execution of an NT service named on the deployment target.

Internal Basic syntax

Function DaNTServiceStop(strServiceName As String) As Long

Field of application

Version: 1.0

Available	
AssetCenter API	
Configuration script of a field or link	
"Script" type action	
Deployment workflow	
Wizard script	
FINISH.DO script of a wizard	

Input parameters

- ◆ **strServiceName**: This parameter contains the name of the service to stop. The name used is the internal name of the service and not the name displayed in the operating system's services console. To locate the internal name:
 - 1 Right-click on the name of the service.
 - 2 Select the **Properties** menu.
 - 3 The **Service name** (internal name) is displayed in the **General** tab.

Output parameters

- 0: Normal execution.
- Other than zero: Error code.

DaNTServiceUninstall()


This function uninstalls an NT service on the deployment target.

Internal Basic syntax

Function DaNTServiceUninstall(strServiceName As String) As Long

Field of application

Version: 1.0

Available	
AssetCenter API	
Configuration script of a field or link	
"Script" type action	
Deployment workflow	
Wizard script	
FINISH.DO script of a wizard	

Input parameters

- ◆ **strServiceName**: This parameter contains the internal name of the service, as it is displayed in the properties of the service (accessible via the **Properties** shortcut menu).

Output parameters

- 0: Normal execution.

- Other than zero: Error code.

DaNTWMIExecMethod()


This function enables you to use a WMI method on an object or a class.

Internal Basic syntax

Function DaNTWMIExecMethod(strObjectPath As String, strMethod As String, strInParams As String, pstrOutParam As String) As Long

Field of application

Version: 1.0

	Available
AssetCenter API	
Configuration script of a field or link	
"Script" type action	
Deployment workflow	
Wizard script	
FINISH.DO script of a wizard	

Input parameters

- **strObjectPath**: Name of the object or the class.
- **strMethodName**: Name of the method (CIMV2 namespace).
- **strInParams**: List of (input) parameters of the method
- **pstrOutParam**: Description of the parameters (output) of the method.
For example, the result of the **Create** method applied to the WIN32_Process process will look like:

```
instance of __PARAMETERS
{
  ProcessId = 400;
```

```
ReturnValue = 0;
};
```



Note:

The character string that is returned contains line breaks.

Output parameters

In case of error, there are two possibilities:

- In AssetCenter, the script containing the function is suspended and an error message issued to the user.
- If calling from an external program, you must call the [AmLastError\(\)](#) [page 359] function (and optionally the [AmLastErrorMsg\(\)](#) [page 360] function) to find out if an error occurred (and obtain its associated message).

Example

```
lCount = DaNTWMIGetInstanceCount( "Win32_Process" )
For l = lCount - 1 to 0 Step -1
strName = DaNTWMIGetProperty( "Win32_Process.Name", l )
If strName = "NOTEPAD.EXE" Then
strPID = DaNTWMIGetProperty( "Win32_Process.Handle", l )
lErr = DaNTWMIExecMethod( "Win32_Process.Handle='" & strPID & "'", "Terminate", strDummy )
End If
Next l
```

This script stops all NOTEPAD.EXE processes by using the **Terminate** method.

DaNTWMIExecQuery()


This function enables you to enumerate the WMI by using a WMI query in WQL language.

Internal Basic syntax

Function DaNTWMIExecQuery(strQuery As String) As Long

Field of application

Version: 1.0

	Available
AssetCenter API	
Configuration script of a field or link	
"Script" type action	
Deployment workflow	
Wizard script	
FINISH.DO script of a wizard	

Input parameters

- ◆ `strQuery`: WQL query

Output parameters

- 0: Normal execution.
- Other than zero: Error code.

Example

```
lErr = DaNTWMIExecQuery( "select * from Win32_NTLogEvent WHERE Logfile='Security' " )
While DaNTWMINextItem()
print DaNTWMIGetCurrentPropertyValue( "Message", i )
Wend
lErr = DaNTWMIResetEnumeration()
```

This script enumerates all events from the NT security event log and searches the specified event.

DaNTWMIGetCurrentArrayValue()

This function is used with the `DANTWMIExecQuery` function. It recovers the values of properties (table type) of the enumerated object.


The function returns the list of properties of the value, separated by a character defined in the **strSeparator**.

Internal Basic syntax

Function DaNTWMIGetCurrentArrayValue(strProperty As String, strSeparator As String) As String

Field of application

Version: 1.0

Available	
AssetCenter API	
Configuration script of a field or link	
"Script" type action	
Deployment workflow	
Wizard script	
FINISH.DO script of a wizard	

Input parameters

- **strProperty**: This parameter contains the name of property (of the WMI object) for which you want to recover the value.
- **strSeparator**: This parameter contains the character used as separator for the values of the property.

Output parameters

In case of error, there are two possibilities:

- In AssetCenter, the script containing the function is suspended and an error message issued to the user.
- If calling from an external program, you must call the [AmLastError\(\)](#) [page 359] function (and optionally the [AmLastErrorMsg\(\)](#) [page 360] function) to find out if an error occurred (and obtain its associated message).

Example

```
Dim lErr As Long
lErr = DaNTWMIExecQuery( "SELECT * FROM Win32_NetworkAdapterConfiguration
WHERE IPEnabled=TRUE" )
While DaNTWMINextItem()
print DaNTWMIGetCurrentArrayValue( "IPAddress", ";" )
Wend
```

DaNTWMIGetCurrentPropertyValue()

This function is used in relation to the **DaNTWMIExecQuery** function. It recovers the property values of the enumerated object.

 Note:


Use the **DaNTWMIGetCurrentArrayValue()** function if you want to retrieve the values of an array property.

Internal Basic syntax

Function DaNTWMIGetCurrentPropertyValue(strProperty As String) As Variant

Field of application

Version: 1.0

Available	
AssetCenter API	
Configuration script of a field or link	
"Script" type action	
Deployment workflow	
Wizard script	

Available

FINISH.DO script of a wizard

Input parameters

- ◆ **strProperty**: This parameter contains the name of property (of the WMI object) for which you want to recover the value.

Output parameters

In case of error, there are two possibilities:

- In AssetCenter, the script containing the function is suspended and an error message issued to the user.
- If calling from an external program, you must call the [AmLastError\(\)](#) [page 359] function (and optionally the [AmLastErrorMsg\(\)](#) [page 360] function) to find out if an error occurred (and obtain its associated message).

DaNTWMIGetInstanceCount()

This function returns the number of objects of a given class (for example, the number of hard drives, CPUs, etc. of a computer).

Internal Basic syntax

Function DaNTWMIGetInstanceCount(strShortName As String) As Long

Field of application


Version: 1.0

Available

AssetCenter API

Configuration script of a field or link

"Script" type action

	Available
Deployment workflow	
Wizard script	
FINISH.DO script of a wizard	

Input parameters

- ◆ **strShortName:** This parameter contains the name of the object for which you want to count the number of instances. The available objects are listed in the table below:

Property
Win32_Processor
Win32_Processor
Win32_PhysicalMemory
Win32_OperatingSystem
Win32_DiskDrive
Win32_LogicalDisk
Win32_Operatingsystem
Win32_Operatingsystem.BuildNumber
Win32_NetworkAdapter
Win32_NetworkAdapterConfiguration

Output parameters

- 0: Normal execution.
- Other than zero: Error code.

Example

The following example returns the number of hard drives on the computer:

```
Dim iHDCount as Integer
iHDCount = DaNTWMIGetInstanceCount("Win32_LogicalDisk")
print "Number of hard drives = " & iHDCount
```

DaNTWMIGetPropertyValue()


This function recovers the value of a property from a WMI object.

Internal Basic syntax

Function DaNTWMIGetPropertyValue(strShortName As String, idx As Long)
As Variant

Field of application

Version: 1.0

Available	
AssetCenter API	
Configuration script of a field or link	
"Script" type action	
Deployment workflow	
Wizard script	
FINISH.DO script of a wizard	

Input parameters

- strShortName:** This parameter contains the name of the property for which you want to recover the value. The syntax used is the following:

```
<object>.<property>
```

You can also use the aliases listed in the table below:

Alias	Referenced property
CPUType	Win32_Processor.Family
CPUInternal	Win32_Processor.Caption
CPUspeed	Win32_Processor.CurrentClockSpeed
MemorySize	Win32_PhysicalMemory.Capacity
OSMemorySize	Win32_OperatingSystem.TotalVisibleMemorySize
TotalDiskSize	Wind32_DiskDrive.Size

Alias	Referenced property
DiskSize	Win32_LogicalDisk.Size
DiskFreeSpace	Win32_LogicalDisk.FreeSpace
OperatingSystem	Win32_Operatingsystem.Caption
OSServiceLevel	Win32_Operatingsystem.ServicePackMajorVersion
OSBuildNumber	Win32_Operatingsystem.BuildNumber
PhysAddress	Win32_NetworkAdapter.MACAddress
DNSHostName	Win32_NetworkAdapterConfiguration.DNSHostName
DNSDomain	Win32_NetworkAdapterConfiguration.DNSDomain

- **idx:** This parameter contains the index of the object concerned by the operation. If, for example, you have several hard drives, each of them will have an index number.

Output parameters

In case of error, there are two possibilities:

- In AssetCenter, the script containing the function is suspended and an error message issued to the user.
- If calling from an external program, you must call the [AmLastError\(\)](#) [page 359] function (and optionally the [AmLastErrorMsg\(\)](#) [page 360] function) to find out if an error occurred (and obtain its associated message).

Example

The following example recovers the clock speed of the computer's CPU:

```
Dim vSpeed as Variant
vSpeed = DaNTWMIGetPropertyValue("CPUSpeed", 0)
print "Speed = " & vSpeed
```

DaNTWMIGetTotalPropertiesValue()


This function returns the sum of the values of a property for all objects with this property. In this way you can recover the disk space available for all the logical drives of the computer.

Internal Basic syntax

Function DaNTWMIGetTotalPropertiesValue(strShortName As String) As Variant

Field of application

Version: 1.0

Available	
AssetCenter API	
Configuration script of a field or link	
"Script" type action	
Deployment workflow	
Wizard script	
FINISH.DO script of a wizard	

Input parameters

- ◆ **strShortName:** This parameter contains the name of the property for which you want to recover the value. The syntax used is the following:

```
<object>.<property>
```

You can also use the aliases listed in the table below:

Alias	Referenced property
CPUType	Win32_Processor.Family
CPUInternal	Win32_Processor.Caption
CPU Speed	Win32_Processor.CurrentClockSpeed
MemorySize	Win32_PhysicalMemory.Capacity
OSMemorySize	Win32_OperatingSystem.TotalVisibleMemorySize
TotalDiskSize	Win32_DiskDrive.Size
DiskSize	Win32_LogicalDisk.Size
DiskFreeSpace	Win32_LogicalDisk.FreeSpace
OperatingSystem	Win32_Operatingsystem.Caption
OSServiceLevel	Win32_Operatingsystem.ServicePackMajorVersion
OSBuildNumber	Win32_Operatingsystem.BuildNumber
PhysAddress	Win32_NetworkAdapter.MACAddress
DNSHostName	Win32_NetworkAdapterConfiguration.DNSHostName

Alias	Referenced property
DNSDomain	Win32_NetworkAdapterConfiguration.DNSDomain

Output parameters

In case of error, there are two possibilities:

- In AssetCenter, the script containing the function is suspended and an error message issued to the user.
- If calling from an external program, you must call the [AmLastError\(\)](#) [page 359] function (and optionally the [AmLastErrorMsg\(\)](#) [page 360] function) to find out if an error occurred (and obtain its associated message).

Example

The following example returns the total capacity of all the logical drives of the computer:

```
Dim vCapacity as Variant
vCapacity = DaNTWMIGetTotalPropertiesValue("WIN32_PhysicalMemory.Capacity"
)
print "Physical memory = " & vCapacity
```

DaNTWMINextItem()


This function is used in relation to the [DANTWMIExecQuery](#) function. It enumerates the set of elements returned by a WQL query.

Internal Basic syntax

Function DaNTWMINextItem() As Long

Field of application

Version: 1.0

Available	
AssetCenter API	
Configuration script of a field or link	
"Script" type action	
Deployment workflow	
Wizard script	
FINISH.DO script of a wizard	

Output parameters

- 0: Normal execution.
- Other than zero: Error code.

DaNTWMIResetEnumeration()


This function is used in relation to the **DANTWMIExecQuery** function. It reinitiates the enumeration being opened and frees up the corresponding memory.

Internal Basic syntax

Function DaNTWMIResetEnumeration() As Long

Field of application

Version: 1.0

Available	
AssetCenter API	
Configuration script of a field or link	
"Script" type action	
Deployment workflow	
Wizard script	

Available

FINISH.DO script of a wizard

Output parameters

- 0: Normal execution.
- Other than zero: Error code.

DaRegCreateKey()

This function creates a key in the Registry of the deployment target.

Internal Basic syntax

Function DaRegCreateKey(strKey As String) As Long

Field of application

Version: 1.0

Available

AssetCenter API

Configuration script of a field or link

"Script" type action

Deployment workflow



Wizard script

FINISH.DO script of a wizard

Input parameters

- ◆ **strKey**: This parameter contains the full name of the key to be created.

Example:

```
HKKEY_LOCAL_MACHINE\SOFTWARE\Peregrine Systems\Automated Desktop Administration\6.0.0
```

Output parameters

In case of error, there are two possibilities:

- In AssetCenter, the script containing the function is suspended and an error message issued to the user.
- If calling from an external program, you must call the [AmLastError\(\)](#) [page 359] function (and optionally the [AmLastErrorMsg\(\)](#) [page 360] function) to find out if an error occurred (and obtain its associated message).

DaRegDeleteKey()


This function deletes a key from the Registry of the deployment target.

Internal Basic syntax

Function DaRegDeleteKey(strKey As String) As Long

Field of application

Version: 1.0

	Available
AssetCenter API	
Configuration script of a field or link	
"Script" type action	
Deployment workflow	
Wizard script	
FINISH.DO script of a wizard	

Input parameters

- ◆ **strKey**: This parameter contains the full name of the key to be deleted.

```
HKEY_LOCAL_MACHINE\SOFTWARE\Peregrine Systems\Automated Desktop Administration\6.0.0
```

Output parameters

In case of error, there are two possibilities:

- In AssetCenter, the script containing the function is suspended and an error message issued to the user.
- If calling from an external program, you must call the `AmLastError()` [page 359] function (and optionally the `AmLastErrorMsg()` [page 360] function) to find out if an error occurred (and obtain its associated message).

DaRegExec()

This function executes several operations (defined in one script) on the Registry of the target. The script uses the same syntax as the `.reg` files of the operating system.

 Note:


This function corresponds to the **Registry** type activity.

Internal Basic syntax

Function `DaRegExec(strScript As String) As Long`

Field of application

Version: 1.0

	Available
AssetCenter API	
Configuration script of a field or link	
"Script" type action	
Deployment workflow	
Wizard script	

Available

FINISH.DO script of a wizard

Input parameters

- ◆ **strScript:** This parameters contains the script to execute on the Registry.

Output parameters

In case of error, there are two possibilities:

- In AssetCenter, the script containing the function is suspended and an error message issued to the user.
- If calling from an external program, you must call the [AmLastError\(\)](#) [page 359] function (and optionally the [AmLastErrorMsg\(\)](#) [page 360] function) to find out if an error occurred (and obtain its associated message).

DaRegGetValue()

This function returns the value of a registry key from the deployment target.

Internal Basic syntax

Function `DaRegGetValue(strKey As String, strValue As String) As Variant`

Field of application

Version: 1.0

Available

AssetCenter API

Configuration script of a field or link

"Script" type action

Deployment workflow



Wizard script

Available

FINISH.DO script of a wizard

Input parameters

- **strKey:** This parameter contains the full name of the key concerned by the operation.
- **strValue:** This parameter contains the name of the entry of the key for which you want to recover the value.

Output parameters

In case of error, there are two possibilities:

- In AssetCenter, the script containing the function is suspended and an error message issued to the user.
- If calling from an external program, you must call the [AmLastError\(\)](#) [page 359] function (and optionally the [AmLastErrorMsg\(\)](#) [page 360] function) to find out if an error occurred (and obtain its associated message).

DaRegOutputValue()

This function recovers the value of the contents of **DaRegOutput**.

Internal Basic syntax

Function `DaRegOutputValue(strKey As String, strValue As String) As Variant`

Field of application

Version: 1.0

Available

AssetCenter API

Configuration script of a field or link

	Available
"Script" type action	
Deployment workflow	✓
Wizard script	
FINISH.DO script of a wizard	

Input parameters

- **strKey:** This parameter contains the full name of the key concerned by the operation. If this parameter is empty, any key will be used.
- **strValue:** This parameter contains the string to convert. If the parameter is empty, the default value will be used.

Output parameters

In case of error, there are two possibilities:

- In AssetCenter, the script containing the function is suspended and an error message issued to the user.
- If calling from an external program, you must call the [AmLastError\(\)](#) [page 359] function (and optionally the [AmLastErrorMsg\(\)](#) [page 360] function) to find out if an error occurred (and obtain its associated message).

DaRegSetValue()


This function defines the value for a key entry in the Registry of the deployment target.

Internal Basic syntax

Function DaRegSetValue(strKey As String, strValue As String, vValue As Variant)
As Long

Field of application

Version: 1.0

	Available
AssetCenter API	
Configuration script of a field or link	
"Script" type action	
Deployment workflow	
Wizard script	
FINISH.DO script of a wizard	

Input parameters

- **strKey**: This parameter contains the full name of the key for which you want to set the value.
- **strValue**: This parameter contains the name of the entry to be defined.
- **vValue**: This parameter contains the value to assign to the entry. If you do not specify a value for this parameter, the current value for the entry is deleted.

Output parameters

In case of error, there are two possibilities:

- In AssetCenter, the script containing the function is suspended and an error message issued to the user.
- If calling from an external program, you must call the [AmLastError\(\)](#) [page 359] function (and optionally the [AmLastErrorMsg\(\)](#) [page 360] function) to find out if an error occurred (and obtain its associated message).

DaRegStrValue()

This function converts a value expressed as a variant to an expression compatible with the registry (as a string).

Internal Basic syntax

Function DaRegStrValue(vValue As Variant) As String

Field of application

Version: 1.0

	Available
AssetCenter API	
Configuration script of a field or link	
"Script" type action	
Deployment workflow	✔
Wizard script	
FINISH.DO script of a wizard	

Input parameters

- ◆ **vValue**: This parameter contains the value to convert

Output parameters

In case of error, there are two possibilities:

- In AssetCenter, the script containing the function is suspended and an error message issued to the user.
- If calling from an external program, you must call the [AmLastError\(\)](#) [page 359] function (and optionally the [AmLastErrorMsg\(\)](#) [page 360] function) to find out if an error occurred (and obtain its associated message).

DaRegVarValue()

This function converts a string type value to a variant.

Internal Basic syntax

Function DaRegVarValue(strValue As String) As Variant

Field of application

Version: 1.0

	Available
AssetCenter API	
Configuration script of a field or link	
"Script" type action	
Deployment workflow	✖
Wizard script	
FINISH.DO script of a wizard	

Input parameters

- ◆ **strValue**: This parameter contains the string to convert.

Output parameters

In case of error, there are two possibilities:

- In AssetCenter, the script containing the function is suspended and an error message issued to the user.
- If calling from an external program, you must call the [AmLastError\(\)](#) [page 359] function (and optionally the [AmLastErrorMsg\(\)](#) [page 360] function) to find out if an error occurred (and obtain its associated message).

DaRename()

This function renames a file or a folder. It works in one of two ways:

- renaming on the deployment server (in the file depot)
- renaming of the deployment target

The way in which it works is determined by the value of the `file.on_server` option, set using the `DaSetOption()` function:

- If this option is set to 1, the renaming is on the deployment server.
- If this option is set to 0, the renaming is on the deployment target.

 Note:


For further information, refer to the description of the `DaSetOption()` function.

Internal Basic syntax

Function `DaRename(strSource As String, strDest As String) As Long`

Field of application

Version: 1.0

Available	
AssetCenter API	
Configuration script of a field or link	
"Script" type action	
Deployment workflow	
Wizard script	
FINISH.DO script of a wizard	

Input parameters

- **strSource:** This parameter contains the path of the source file or folder to rename. If the operation is carried out on the deployment server, it is a path relative to the absolute path of the file depot. If the operation is carried out on the deployment target, it is an absolute path.
- **strDest:** This parameter contains the new name of the file or folder if the form of a full path. If the operation is carried out on the deployment server, it is path relative to absolute path in the file depot. If the operation is carried out on the deployment target, it is an absolute path.

Output parameters

In case of error, there are two possibilities:

- In AssetCenter, the script containing the function is suspended and an error message issued to the user.
- If calling from an external program, you must call the [AmLastError\(\)](#) [page 359] function (and optionally the [AmLastErrorMsg\(\)](#) [page 360] function) to find out if an error occurred (and obtain its associated message).

DaReturnValue()

This function returns the name of the output event of the current activity of the deployment workflow.

Internal Basic syntax

Function DaReturnValue() As String

Field of application

Version: 1.0

	Available
AssetCenter API	
Configuration script of a field or link	
"Script" type action	
Deployment workflow	✖
Wizard script	
FINISH.DO script of a wizard	

Output parameters

In case of error, there are two possibilities:

- In AssetCenter, the script containing the function is suspended and an error message issued to the user.

- If calling from an external program, you must call the `AmLastError()` [page 359] function (and optionally the `AmLastErrorMsg()` [page 360] function) to find out if an error occurred (and obtain its associated message).

Example

```
' Set a return value if not already set
If DaReturnValue = "" Then
SetDaReturnValue( "MyEvent" )
End If
```

DaRmdir()

This function deletes a folder and its contents. It works in one of two ways:

- Deletion on the deployment server (in the file depot)
- deletion on the deployment target

This way in which it works is determined by the value of the `file.on_server` option, set set using the `DaSetOption()` function:

- if this option is set to 1, the deletion is on the deployment server
- If this option is set to 0, the deletion is on the deployment target

 Note:

For further information, refer to the description of the `DaSetOption()` function.

Internal Basic syntax


Function `DaRmdir(strDirectory As String) As Long`

Field of application

Version: 1.0

Available

AssetCenter API

	Available
Configuration script of a field or link	
"Script" type action	
Deployment workflow	
Wizard script	
FINISH.DO script of a wizard	

Input parameters

- ◆ **strDirectory:** This parameter contains the path of the folder to delete. If the deletion is carried out on the deployment server, it is the path relative to the absolute path of the file depot. If the deletion is on the deployment target, it is an absolute path.

Output parameters

In case of error, there are two possibilities:

- In AssetCenter, the script containing the function is suspended and an error message issued to the user.
- If calling from an external program, you must call the [AmLastError\(\)](#) [page 359] function (and optionally the [AmLastErrorMsg\(\)](#) [page 360] function) to find out if an error occurred (and obtain its associated message).

DaSendMail()

This function sends an e-mail. Since the operation is performed by the deployment server, all the configuration parameters associated with sending an e-mail must be configured on the server.

The following protocols are supported:

- SMTP: The addresses are as follows:

```
SMTP: [name@address.domain]
```

- MAPI: The addresses are as following:

```
MAPI: [name of the mail box]
```

- VIM: The addresses are as follows:

VIM: [name/domain]

- AM: internal messaging system (corresponding to the employees referenced in the database). The addresses are as follows:

AM:[login of the recipient]



Note:

In the case of multiple recipients, each address is separated by a comma (",").

Internal Basic syntax

Function DaSendMail(strTo As String, strCc As String, strBcc As String, strSubject As String, strMessage As String) As Long

Field of application

Version: 1.0

	Available
AssetCenter API	
Configuration script of a field or link	
"Script" type action	
Deployment workflow	
Wizard script	
FINISH.DO script of a wizard	

Input parameters

- **strTo**: This parameter contains the list of addresses of recipients of a message.
- **strCc**: This parameter contains the list of addresses of recipients to receive copies of a message.
- **strBcc**: This parameter contains the list of addresses of recipients to receive blind carbon copies (they do not appear in the list of recipients) of a message.
- **strSubject**: This parameter contains the title of the message.
- **strMessage**: This parameter contains the body of the message.

Output parameters

In case of error, there are two possibilities:

- In AssetCenter, the script containing the function is suspended and an error message issued to the user.
- If calling from an external program, you must call the [AmLastError\(\)](#) [page 359] function (and optionally the [AmLastErrorMsg\(\)](#) [page 360] function) to find out if an error occurred (and obtain its associated message).

DaSetContext()


This function defines a new context in the list of contexts available for a deployment workflow.

Internal Basic syntax

Function `DaSetContext(strField As String, vValue As Variant)`

Field of application

Version: 1.0

	Available
AssetCenter API	
Configuration script of a field or link	
"Script" type action	
Deployment workflow	
Wizard script	
FINISH.DO script of a wizard	

Input parameters

- **strField**: This parameter contains the name of the context you define.
- **vValue**: This parameter contains the value of the context that you define.

Output parameters

In case of error, there are two possibilities:

- In AssetCenter, the script containing the function is suspended and an error message issued to the user.
- If calling from an external program, you must call the [AmLastError\(\)](#) [page 359] function (and optionally the [AmLastErrorMsg\(\)](#) [page 360] function) to find out if an error occurred (and obtain its associated message).

Example

```
' Check that environment variables can be retrieved - this also retrieve a
ll
' variables in one shot, improving performances
lRc = DaFirstEnv()

' Get usefull environment variables and store them in context
if lRc <> 0 then
' Get environment variables
strProcArch      = DaGetEnv( "PROCESSOR_ARCHITECTURE" )
strProcId        = DaGetEnv( "PROCESSOR_IDENTIFIER" )
strProcLevel     = DaGetEnv( "PROCESSOR_LEVEL" )
strProcRevision  = DaGetEnv( "PROCESSOR_REVISION" )
strProcCount     = DaGetEnv( "NUMBER_OF_PROCESSORS" )
strOs            = DaGetEnv( "OS" )
strComputer      = DaGetEnv( "COMPUTERNAME" )

' Check that computer name is the right one
if strComputer <> DaContext( "Computer.Name" ) then
print "Warning: computer name does not look like the right one !"
end if

' Store them in context
DaSetContext "EnvInfo.ProcArch", strProcArch
DaSetContext "EnvInfo.ProcId", strProcId
DaSetContext "EnvInfo.ProcLevel", strProcLevel
DaSetContext "EnvInfo.ProcRevision", strProcRevision
DaSetContext "EnvInfo.ProcCount", strProcCount
DaSetContext "EnvInfo.Os", strOs
DaSetContext "EnvInfo.Computer", strComputer

' Dump
print DaDumpContext()
end if
```


DaSetOption()

This function enables you to define options for certain other functions. The functions concerned are:

- All **File management** functions
- All **Remote execution** functions

Internal Basic syntax

Function DaSetOption(strOption As String, IValue As Long) As Long

Field of application

Version: 1.0

	Available
AssetCenter API	
Configuration script of a field or link	
"Script" type action	
Deployment workflow	✓
Wizard script	
FINISH.DO script of a wizard	

Input parameters

- **strOption**: This parameter contains the name of the option (between double quotes) on which you want to intervene. The list of available options is as follows:
 - **find.showdir**: When you select this option, the **DaFind()** function includes the folders in the returned list.
 - **file.resume**: When you select this option, the functions that transfer files - **DaUpload()** and **DaDownload()** - attempt to continue the transfer from where it was when the transfer was interrupted.
 - **file.mkdir**: When you select this option, the **File management** functions authorize you to create folders.

- **file.override**: When you select this option, the **File management** functions authorize you to overwrite files with the same name in the target.
- **file.recursive**: When you select this option, the **File management** functions become recursive.
- **file.on_server**: When you select this option, the **DaMove()**, **DaCopy()** and **DaDelete()** functions operate on the file depot of the deployment server and not on the deployment target.
- **file.force**: When this option is selected, the file is forced. For example, when associated to the **DaDelete** function, this option enables you to delete a file in read-only.
- **exec.synchronous**: When you select this option, the execution of a program on the deployment target is synchronous. All later executions wait until the earlier executions have finished.
- **exec.log_output**: When you select this option, the messages sent by the program during its execution on the target are recorded in a log file.
- **exec.log_error**: When you select this option, the messages resulting from a program-execution error on the target are recorded in a log file.
- **exec.force_visibility**: When you execute a program with a graphical interface, the operating system decides whether or not to display this graphical interface. If this option is selected, the display is determined by the value of the **exec.visibility** option.
- **exec.visibility**: When you select this option, the execution of a program on the target causes the program's graphical interface to be displayed on the target. This option is used in conjunction with the **exec.force_visibility** option.
- **IValue** : This parameter can take one of two values:
 - 0: the option is not selected
 - 1: The option is selected

Output parameters

In case of error, there are two possibilities:

- In AssetCenter, the script containing the function is suspended and an error message issued to the user.
- If calling from an external program, you must call the [AmLastError\(\)](#) [page 359] function (and optionally the [AmLastErrorMsg\(\)](#) [page 360] function) to find out if an error occurred (and obtain its associated message).

Example

```
' Further invocations of DaUpload, DaDownload, ... will not be recursive
lErr = DaSetOption( "file.recursive", 0 )
```

DaSetReturnValue()

This function enables you to change the event triggered at the end of the execution of a **Basic Script** type activity. The deployment workflow continues by using the transition associated with the event defined by the **strValue** parameter.

 Note:


The activity's output event is referred to by its name and not by its title.

Internal Basic syntax

Function DaSetReturnValue(strValue As String)

Field of application

Version: 1.0

Available	
AssetCenter API	
Configuration script of a field or link	
"Script" type action	
Deployment workflow	
Wizard script	

FINISH.DO script of a wizard

Input parameters

- ◆ **strValue:** This parameter contains the name of the event triggered at the end of execution of the Basic script.

Output parameters

In case of error, there are two possibilities:

- In AssetCenter, the script containing the function is suspended and an error message issued to the user.
- If calling from an external program, you must call the [AmLastError\(\)](#) [page 359] function (and optionally the [AmLastErrorMsg\(\)](#) [page 360] function) to find out if an error occurred (and obtain its associated message).

Example

```
dim errCode as long

' call a function that may return error code
errCode = DaFind( "c:\images", "*.gif" )

If errCode <> 0 Then
DaSetReturnValue( "Error" )
End If
```

Date()

Returns the current system date.

Internal Basic syntax

Function Date() As Date

Field of application

Version: 3.00

	Available
AssetCenter API	
Configuration script of a field or link	✓
"Script" type action	✓
Deployment workflow	✓
Wizard script	✓
FINISH.DO script of a wizard	✓

Output parameters

In case of error, there are two possibilities:

- In AssetCenter, the script containing the function is suspended and an error message issued to the user.
- If calling from an external program, you must call the [AmLastError\(\)](#) [page 359] function (and optionally the [AmLastErrorMsg\(\)](#) [page 360] function) to find out if an error occurred (and obtain its associated message).

DateAdd()

This function calculates a new date according to a start date to which a real duration is added.

Internal Basic syntax

Function DateAdd(tmStart As Date, tsDuration As Long) As Date

Field of application

Version: 2.51

	Available
AssetCenter API	
Configuration script of a field or link	✓
"Script" type action	✓
Deployment workflow	✓
Wizard script	✓
FINISH.DO script of a wizard	✓

Input parameters

- **tmStart:** This parameter contains the date to which the duration is added.
- **tsDuration:** This parameter contains the duration (expressed in seconds) to be added to the date **tmStart**.

Output parameters

In case of error, there are two possibilities:

- In AssetCenter, the script containing the function is suspended and an error message issued to the user.
- If calling from an external program, you must call the [AmLastError\(\)](#) [page 359] function (and optionally the [AmLastErrorMsg\(\)](#) [page 360] function) to find out if an error occurred (and obtain its associated message).

DateAddLogical()

This function calculates a new date according to a start date to which a logical duration is added (1 month contains 30 days).

Internal Basic syntax

Function `DateAddLogical(tmStart As Date, tsDuration As Long) As Date`

Field of application

Version: 2.51

	Available
AssetCenter API	
Configuration script of a field or link	✓
"Script" type action	✓
Deployment workflow	✓
Wizard script	✓
FINISH.DO script of a wizard	✓

Input parameters

- **tmStart:** This parameter contains the date to which the duration is added.
- **tsDuration:** This parameter contains the duration, expressed in seconds, to be added to the date **tmStart**.

Output parameters

In case of error, there are two possibilities:

- In AssetCenter, the script containing the function is suspended and an error message issued to the user.
- If calling from an external program, you must call the [AmLastError\(\)](#) [page 359] function (and optionally the [AmLastErrorMsg\(\)](#) [page 360] function) to find out if an error occurred (and obtain its associated message).

DateDiff()

This function calculates in the seconds the duration (or timespan) between two dates.

Internal Basic syntax

Function DateDiff(tmEnd As Date, tmStart As Date) As Date

Field of application

Version: 2.51

	Available
AssetCenter API	
Configuration script of a field or link	✓
"Script" type action	✓
Deployment workflow	✓
Wizard script	✓
FINISH.DO script of a wizard	✓

Input parameters

- **tmEnd:** This parameter contains the end date of the period for which the calculation is carried out.
- **tmStart:** This parameter contains the start date of the period for which the calculation is carried out.

Output parameters

In case of error, there are two possibilities:

- In AssetCenter, the script containing the function is suspended and an error message issued to the user.
- If calling from an external program, you must call the [AmLastError\(\)](#) [page 359] function (and optionally the [AmLastErrorMsg\(\)](#) [page 360] function) to find out if an error occurred (and obtain its associated message).

Example

The following example calculates the time elapsed between 01/01/98 and 01/01/99.

```
DateDiff("1998/01/01 00:00:00", "1999/01/01 00:00:00")
```


DateSerial()

This function returns a date formatted according to the **iYear**, **iMonth** and **iDay** parameters.

Internal Basic syntax

Function DateSerial(iYear As Long, iMonth As Long, iDay As Long) As Date

Field of application

Version: 3.00

	Available
AssetCenter API	
Configuration script of a field or link	✓
"Script" type action	✓
Deployment workflow	✓
Wizard script	✓
FINISH.DO script of a wizard	✓

Input parameters

- **iYear**: Year. If the value is between 0 and 99, this parameter describes the years from 1900 to 1999. For all other years, you must specify the four digits (e.g. 1800).
- **iMonth**: Month.
- **iDay**: Day.

Output parameters

In case of error, there are two possibilities:

- In AssetCenter, the script containing the function is suspended and an error message issued to the user.

- If calling from an external program, you must call the `AmLastError()` [page 359] function (and optionally the `AmLastErrorMsg()` [page 360] function) to find out if an error occurred (and obtain its associated message).

Example

Each of these parameters can be set to a numeric expression representing a number of days, months or years. For example:

```
DateSerial(1999-10, 3-2, 15-8)
```

Returns the value:

```
1989/1/7
```

When the value of a parameter is out of the expected range (i.e. 1-31 for days, 1-12 for months, etc.), the function returns an empty date.

DateValue()

This function returns the date portions of a "Date+Time" value.

Internal Basic syntax

Function `DateValue(tmDate As Date) As Date`

Field of application

Version: 3.00

	Available
AssetCenter API	
Configuration script of a field or link	✓
"Script" type action	✓
Deployment workflow	✓
Wizard script	✓

	Available
FINISH.DO script of a wizard	

Input parameters

- ◆ **tmDate:** "Date+Time" format date.

Output parameters

In case of error, there are two possibilities:

- In AssetCenter, the script containing the function is suspended and an error message issued to the user.
- If calling from an external program, you must call the [AmLastError\(\)](#) [page 359] function (and optionally the [AmLastErrorMsg\(\)](#) [page 360] function) to find out if an error occurred (and obtain its associated message).

Example

The following example:

```
DateValue ("1999/09/24 15:00:00")
```

Returns the value:

```
1999/09/24
```

DaTrackingDelete()


This function deletes a record in the tracking table.

Internal Basic syntax

Function **DaTrackingDelete(strDomain As String, strCategory As String, strSection As String, strName As String) As Long**

Field of application

Version: 1.0

	Available
AssetCenter API	
Configuration script of a field or link	
"Script" type action	
Deployment workflow	
Wizard script	
FINISH.DO script of a wizard	

Input parameters

- **strDomain:** This parameter contains the domain of the record in the tracking table.
- **strCategory:** This parameter contains the category of the record in the tracking table.
- **strSection:** This parameter contains the section of the record in the tracking table.
- **strName:** This parameter contains the name of the record in the tracking table.

Output parameters

In case of error, there are two possibilities:

- In AssetCenter, the script containing the function is suspended and an error message issued to the user.
- If calling from an external program, you must call the [AmLastError\(\)](#) [page 359] function (and optionally the [AmLastErrorMsg\(\)](#) [page 360] function) to find out if an error occurred (and obtain its associated message).

DaTrackingGet()


This function recovers the value of a field from the tracking table.

Internal Basic syntax

Function `DaTrackingGet(strDomain As String, strCategory As String, strSection As String, strName As String, strField As String) As String`

Field of application

Version: 1.0

Available	
AssetCenter API	
Configuration script of a field or link	
"Script" type action	
Deployment workflow	
Wizard script	
FINISH.DO script of a wizard	

Input parameters

- **strDomain:** This parameter contains the domain of the record in the tracking table.
- **strCategory:** This parameter contains the category of the record in the tracking table.
- **strSection:** This parameter contains the section of the record in the tracking table.
- **strName:** This parameter contains the name of the record in the tracking table.
- **strField:** This parameter contains the name of the field in the tracking table.

Output parameters

In case of error, there are two possibilities:

- In AssetCenter, the script containing the function is suspended and an error message issued to the user.
- If calling from an external program, you must call the `AmLastError()` [page 359] function (and optionally the `AmLastErrorMsg()` [page 360] function) to find out if an error occurred (and obtain its associated message).

DaTrackingSet()


This function populates a field in the tracking table. If the record does not exist, it is created.

Internal Basic syntax

Function DaTrackingSet(strDomain As String, strCategory As String, strSection As String, strName As String, strField As String, strValue As String) As Long

Field of application

Version: 1.0

Available	
AssetCenter API	
Configuration script of a field or link	
"Script" type action	
Deployment workflow	
Wizard script	
FINISH.DO script of a wizard	

Input parameters

- **strDomain**: This parameter contains the domain of the record in the tracking table.
- **strCategory**: This parameter contains the category of the record in the tracking table.
- **strSection**: This parameter contains the section of the record in the tracking table.
- **strName**: This parameter contains the name of the record in the tracking table.
- **strField**: This parameter contains the name of the field in the tracking table.
- **strValue**: This parameter contains the value of the field in the tracking table.

Output parameters

In case of error, there are two possibilities:

- In AssetCenter, the script containing the function is suspended and an error message issued to the user.
- If calling from an external program, you must call the [AmLastError\(\)](#) [page 359] function (and optionally the [AmLastErrorMsg\(\)](#) [page 360] function) to find out if an error occurred (and obtain its associated message).

DaTrackingTest()

This function returns TRUE if there is a record with these properties in the tracking table (amDaTracking).

Internal Basic syntax

Function `DaTrackingTest(strDomain As String, strCategory As String, strSection As String, strName As String) As Long`

Field of application

Version: 1.0

	Available
AssetCenter API	
Configuration script of a field or link	
"Script" type action	
Deployment workflow	✖
Wizard script	
FINISH.DO script of a wizard	

Input parameters

- **strDomain:** This parameter contains the domain of the record in the tracking table.

- **strCategory:** This parameter contains the category of the record in the tracking table.
- **strSection:** This parameter contains the section of the record in the tracking table.
- **strName:** This parameter contains the name of the record in the tracking table.

Output parameters

In case of error, there are two possibilities:

- In AssetCenter, the script containing the function is suspended and an error message issued to the user.
- If calling from an external program, you must call the [AmLastError\(\)](#) [page 359] function (and optionally the [AmLastErrorMsg\(\)](#) [page 360] function) to find out if an error occurred (and obtain its associated message).

DaUpload()

This function copies a file, folder or set of files to the deployment target. The source files must be stored in the file depot of the deployment server.

You can also configure the behavior of this function by setting certain options using the **DaSetOption()** option. A full list of this option is included in the description of the **DaSetOption()** function.




This function carries out the same operations as the **Upload files** activity.

Internal Basic syntax

Function **DaUpload(strSrcPath As String, strDstPath As String, strSrcNameFilter As String) As Long**

Field of application

Version: 1.0

	Available
AssetCenter API	
Configuration script of a field or link	
"Script" type action	
Deployment workflow	
Wizard script	
FINISH.DO script of a wizard	

Input parameters

- strSrcPath:** This parameter contains the path of the files to copy on the deployment target. It is a relative path depending on the path of the file depot on the deployment server. For example, if the absolute path of the depot is:

```
c:\files\depot
```

and you want to copy a file with the following absolute path:

```
c:\files\depot\software\antivirus\update\file.exe
```

then this parameter will have the following value:

```
software\antivirus\update
```

- strDstPath:** This parameter contains the absolute path of the files copied on the deployment target. In the previous example this is:

```
c:\program files\antivirus\update
```

- strSrcNameFilter:** This parameter contains wildcard characters, as used by DOS (* and ?), used to filter the file names.

Output parameters

In case of error, there are two possibilities:

- In AssetCenter, the script containing the function is suspended and an error message issued to the user.

- If calling from an external program, you must call the `AmLastError()` [page 359] function (and optionally the `AmLastErrorMsg()` [page 360] function) to find out if an error occurred (and obtain its associated message).

Example

```
' Upload whole 'install' directory
lErr = DaUpload( "install", "c:/tmp/install", "" )

' Impersonate
if lErr = 0 then lErr = DaImpersonate( "user", "password", "domain " )

' Execute setup as user, synchronous, and log errors
if lErr = 0 then
lDummyErr = DaSetOption( "exec.synchronous", 1 )
lDummyErr = DaSetOption( "exec.log_output", 1 )
lDummyErr = DaSetOption( "exec.log_error", 1 )
end if
if lErr = 0 then lErr = DaExec( "c:/tmp/install/setup -i", "c:/tmp/install
" )

' On error, raise 'error' event
if lErr <> 0 then DaSetReturnValue "ErrorEvent"
```

DaWait()

This function pause a deployment workflow for a period of time expressed in seconds.

Internal Basic syntax


Function `DaWait(flSecDelay As Double)`

Field of application

Version: 1.0

Available

AssetCenter API

	Available
Configuration script of a field or link	
"Script" type action	
Deployment workflow	
Wizard script	
FINISH.DO script of a wizard	

Input parameters

- ◆ **fISecDelay**: This parameter defines the length of the pause in seconds.

Output parameters

In case of error, there are two possibilities:

- In AssetCenter, the script containing the function is suspended and an error message issued to the user.
- If calling from an external program, you must call the [AmLastError\(\)](#) [page 359] function (and optionally the [AmLastErrorMsg\(\)](#) [page 360] function) to find out if an error occurred (and obtain its associated message).

Example

```
' Waits half a second, prints a message and waits 10 seconds
DaWait (0.5)
print "Waiting again..."
DaWait (10)
```

Day()

Returns the day contained in the **tmDate** parameter.

Internal Basic syntax

Function Day(tmDate As Date) As Long

Field of application

Version: 3.00

	Available
AssetCenter API	
Configuration script of a field or link	✓
"Script" type action	✓
Deployment workflow	✓
Wizard script	✓
FINISH.DO script of a wizard	✓

Input parameters

- ◆ **tmDate**: Parameter in Date+Time format to be processed.

Output parameters

In case of error, there are two possibilities:

- In AssetCenter, the script containing the function is suspended and an error message issued to the user.
- If calling from an external program, you must call the [AmLastError\(\)](#) [page 359] function (and optionally the [AmLastErrorMsg\(\)](#) [page 360] function) to find out if an error occurred (and obtain its associated message).

Example

```
Dim strDay as String
strDay=Day(Date())
RetVal=strDay
```

EnumToComboBox()



This function reorganizes the items of a free itemized list so that they are in a format compatible with the wizard list-control. This enables you to display the values of free itemized lists in drop-down lists in wizards.

Internal Basic syntax

Function EnumToComboBox(strFormat As String) As String

Field of application

Version: 4.3.0

	Available
AssetCenter API	
Configuration script of a field or link	
"Script" type action	
Deployment workflow	
Wizard script	
FINISH.DO script of a wizard	

Input parameters

- ◆ **strFormat**: This parameter contains the list of entries of the system itemized list. It is better if this parameter contains the result of execution of the `AmDbGetList()` function.

Output parameters

In case of error, there are two possibilities:

- In AssetCenter, the script containing the function is suspended and an error message issued to the user.

- If calling from an external program, you must call the `AmLastError()` [page 359] function (and optionally the `AmLastErrorMsg()` [page 360] function) to find out if an error occurred (and obtain its associated message).

Example

The following example takes the values of the amWOPriority free itemized list and reorganizes them in a format that is compatible with the wizard list-control:

```
Dim strValues As String
strValues = AmDbGetList("SELECT Value FROM amItemListVal WHERE ItemizedList.Identifier = 'amWOPriority'", "", ",", ",")
RetVal = EnumToComboBox(strValues)
```

EscapeSeparators()

Prefixes one or more separator characters with an escape character.

Internal Basic syntax

Function `EscapeSeparators(strSource As String, strSeparators As String, strEscChar As String) As String`

Field of application

Version: 3.5

	Available
AssetCenter API	
Configuration script of a field or link	✓
"Script" type action	✓
Deployment workflow	✓
Wizard script	✓

	Available
FINISH.DO script of a wizard	

Input parameters

- **strSource**: Character string to process.
- **strSeparators**: List of separators to be prefixed. If you want to declare several separators, you must separate them with the escape character (indicated in the **strEscChar** parameter).
- **strEscChar**: Escape character. It will be used to prefix all separators in **strSeparators**.

Output parameters

In case of error, there are two possibilities:

- In AssetCenter, the script containing the function is suspended and an error message issued to the user.
- If calling from an external program, you must call the [AmLastError\(\)](#) [page 359] function (and optionally the [AmLastErrorMsg\(\)](#) [page 360] function) to find out if an error occurred (and obtain its associated message).

Example

```
Dim MyStr
MyStr=EscapeSeparators("you|me|you,me|you", "|\",", "\") : 'Returns "you\|me
\|you\,me\|you"
```

ExeDir()

This function returns the full path of the executable.

Internal Basic syntax

Function ExeDir() As String

Field of application

Version: 3.60

	Available
AssetCenter API	
Configuration script of a field or link	✓
"Script" type action	✓
Deployment workflow	✓
Wizard script	✓
FINISH.DO script of a wizard	✓

Output parameters

In case of error, there are two possibilities:

- In AssetCenter, the script containing the function is suspended and an error message issued to the user.
- If calling from an external program, you must call the [AmLastError\(\)](#) [page 359] function (and optionally the [AmLastErrorMsg\(\)](#) [page 360] function) to find out if an error occurred (and obtain its associated message).

Example

```
Dim strPath as string
strPath=ExeDir()
```

Exp()

Returns the exponent of a number.

Internal Basic syntax

Function Exp(dValue As Double) As Double

Field of application

Version: 3.00

	Available
AssetCenter API	
Configuration script of a field or link	✓
"Script" type action	✓
Deployment workflow	✓
Wizard script	✓
FINISH.DO script of a wizard	✓

Input parameters

- ◆ **dValue**: Number whose exponent you want to know.

Output parameters

In case of error, there are two possibilities:

- In AssetCenter, the script containing the function is suspended and an error message issued to the user.
- If calling from an external program, you must call the [AmLastError\(\)](#) [page 359] function (and optionally the [AmLastErrorMsg\(\)](#) [page 360] function) to find out if an error occurred (and obtain its associated message).

Example

```
Dim iSeed as Integer
iSeed = Int((10*Rnd)-5)
RetVal = Exp(iSeed)
```

ExtractValue()

Extracts from a string the values delimited by a separator. The recovered value is deleted from the source string. This operation takes into account a possible

escape character. If the separator is not found in the source string, the whole string is returned and the source string is deleted in full.

Internal Basic syntax

Function ExtractValue(pstrData As String, strSeparator As String, strEscChar As String) As String

Field of application

Version: 3.5

	Available
AssetCenter API	
Configuration script of a field or link	✓
"Script" type action	✓
Deployment workflow	✓
Wizard script	✓
FINISH.DO script of a wizard	✓

Input parameters

- **pstrData**: Source string to be processed.
- **strSeparator**: Character used as separator in the source string.
- **strEscChar**: Escape character. If this character prefixes the separator, it will be ignored.

Output parameters

In case of error, there are two possibilities:

- In AssetCenter, the script containing the function is suspended and an error message issued to the user.
- If calling from an external program, you must call the [AmLastError\(\)](#) [page 359] function (and optionally the [AmLastErrorMsg\(\)](#) [page 360] function) to find out if an error occurred (and obtain its associated message).

Example

```
Dim MyStr
MyStr=ExtractValue("you,me", ",", "\") : 'Returns "you" and leaves "me" in
the source string
MyStr=ExtractValue(",you,me", ",", "\") : 'Returns "" and leaves "you,me" i
n the source string
MyStr=ExtractValue("you", ",", "\") : 'Returns "you" and leaves "" in the s
ource string
MyStr=ExtractValue("you\,me", ",", "\") : 'Returns "you\,me" and leaves ""
in the source string
MyStr=ExtractValue("you\,me", ",", "") : 'Returns "you\" and leaves "me" in
the source string
RetVal=""
```

FileCopy()

Copies a file or a folder.

Internal Basic syntax

Function FileCopy(strSource As String, strDest As String) As Long

Field of application

Version: 3.00

	Available
AssetCenter API	
Configuration script of a field or link	✓
"Script" type action	✓
Deployment workflow	✓
Wizard script	✓
FINISH.DO script of a wizard	✓

Input parameters

- **strSource**: Full path of the file or directory to copy.

- **strDest:** Full path of the target file or directory.

Output parameters

- 0: Normal execution.
- Other than zero: Error code.

FileDateTime()

Returns the time and date of a file as a Long.

Internal Basic syntax

Function FileDateTime(strFileName As String) As Date

Field of application

Version: 3.00

	Available
AssetCenter API	
Configuration script of a field or link	✓
"Script" type action	✓
Deployment workflow	✓
Wizard script	✓
FINISH.DO script of a wizard	✓

Input parameters

- ◆ **strFileName:** Full path name of the file concerned by the operation.

Output parameters

In case of error, there are two possibilities:

- In AssetCenter, the script containing the function is suspended and an error message issued to the user.
- If calling from an external program, you must call the [AmLastError\(\)](#) [page 359] function (and optionally the [AmLastErrorMsg\(\)](#) [page 360] function) to find out if an error occurred (and obtain its associated message).

FileExists()

This function tests for the existence of a file. The function returns the following values:



- 0: File not found.
- 1: File found.

Internal Basic syntax

Function FileExists(strFileName As String) As Long

Field of application

Version: 3.00

	Available
AssetCenter API	
Configuration script of a field or link	
"Script" type action	
Deployment workflow	
Wizard script	

	Available
FINISH.DO script of a wizard	

Input parameters

- ◆ **strFileName:** This parameter contains the full path of the file you want to test for.

Output parameters

In case of error, there are two possibilities:

- In AssetCenter, the script containing the function is suspended and an error message issued to the user.
- If calling from an external program, you must call the [AmLastError\(\)](#) [page 359] function (and optionally the [AmLastErrorMsg\(\)](#) [page 360] function) to find out if an error occurred (and obtain its associated message).

Example

```
If FileExists("c:\tmp\myfile.log") Then
strFileName = "c:\archive\" + FormatDate(Date, "dddd d mmm yyyy") + ".log"
FileCopy("c:\tmp\myfile.log", strFileName)
End if
```

FileLen()

Returns the size of a file.

Internal Basic syntax

Function FileLen(strFileName As String) As Long

Field of application

Version: 3.00

	Available
AssetCenter API	
Configuration script of a field or link	✓
"Script" type action	✓
Deployment workflow	✓
Wizard script	✓
FINISH.DO script of a wizard	✓

Input parameters

- ◆ **strFileName**: Full path name of the file concerned by the operation.

Output parameters

In case of error, there are two possibilities:

- In AssetCenter, the script containing the function is suspended and an error message issued to the user.
- If calling from an external program, you must call the [AmLastError\(\)](#) [page 359] function (and optionally the [AmLastErrorMsg\(\)](#) [page 360] function) to find out if an error occurred (and obtain its associated message).

Fix()

Returns the integer portion of a number (first greatest integer in the case of a negative number).

Internal Basic syntax

Function Fix(dValue As Double) As Long

Field of application

Version: 3.00

	Available
AssetCenter API	
Configuration script of a field or link	✓
"Script" type action	✓
Deployment workflow	✓
Wizard script	✓
FINISH.DO script of a wizard	✓

Input parameters

- ◆ **dValue**: Number whose integer portion you want to know.

Output parameters

In case of error, there are two possibilities:

- In AssetCenter, the script containing the function is suspended and an error message issued to the user.
- If calling from an external program, you must call the [AmLastError\(\)](#) [page 359] function (and optionally the [AmLastErrorMsg\(\)](#) [page 360] function) to find out if an error occurred (and obtain its associated message).

Example

```
Dim dSeed as Double
dSeed = (10*Rnd)-5
RetVal = Fix(dSeed)
```

FormatDate()

Formats a date according to the expression contained in the **strFormat** parameter.

Internal Basic syntax

Function `FormatDate(tmFormat As Date, strFormat As String) As String`

Field of application

Version: 3.00

	Available
AssetCenter API	
Configuration script of a field or link	✓
"Script" type action	✓
Deployment workflow	✓
Wizard script	✓
FINISH.DO script of a wizard	✓

Input parameters

- **tmFormat**: Date to be formatted.
- **strFormat**: Expression containing the formatting instructions.

Output parameters

In case of error, there are two possibilities:

- In AssetCenter, the script containing the function is suspended and an error message issued to the user.
- If calling from an external program, you must call the [AmLastError\(\)](#) [page 359] function (and optionally the [AmLastErrorMsg\(\)](#) [page 360] function) to find out if an error occurred (and obtain its associated message).

Example

The following example of code shows how to format a date:

```
Dim MyDate
MyDate="2000/03/14"
RetVal=FormatDate(MyDate, "dddd d mmmm yyyy") : 'Returns "Tuesday 14 March
2000"
```

FormatResString()

This function processes a source string, replacing the variable \$1, \$2, \$3, \$4, and \$5 with the strings passed in the **strParamOne**, **strParamTwo**, **strParamThree**, **strParamFour**, and **strParamFive** parameters.

Internal Basic syntax

Function **FormatResString**(strResString As String, strParamOne As String, strParamTwo As String, strParamThree As String, strParamFour As String, strParamFive As String) As String

Field of application

Version: 3.5

	Available
AssetCenter API	
Configuration script of a field or link	✓
"Script" type action	✓
Deployment workflow	✓
Wizard script	✓
FINISH.DO script of a wizard	✓

Input parameters

- **strResString**: Source string to be processed.
- **strParamOne**: Replacement string of variable \$1.
- **strParamTwo**: Replacement string of variable \$2.
- **strParamThree**: Replacement string of variable \$3.
- **strParamFour**: Replacement string of variable \$4.
- **strParamFive**: Replacement string of variable \$5.

Output parameters

In case of error, there are two possibilities:

- In AssetCenter, the script containing the function is suspended and an error message issued to the user.
- If calling from an external program, you must call the [AmLastError\(\)](#) [page 359] function (and optionally the [AmLastErrorMsg\(\)](#) [page 360] function) to find out if an error occurred (and obtain its associated message).

Example

The following example:

```
FormatResString("I$1he$2you$3", "you", "we", "they")
```

returns "lyouheweyouthey".

FV()

This function returns the future amount of an annuity based on constant and periodic payments, with a set interest rate.

Internal Basic syntax

Function FV(dblRate As Double, iNper As Long, dbIPmt As Double, dbIPV As Double, iType As Long) As Double

Field of application

Version: 3.00

	Available
AssetCenter API	
Configuration script of a field or link	✓
"Script" type action	✓
Deployment workflow	✓

	Available
Wizard script	✓
FINISH.DO script of a wizard	✓

Input parameters

- ◆ **dblRate:** This parameter indicates the interest rate per date of payment. For example, the rate per date of payment for a loan with a 6% annual interest rate, paid back by monthly dates of payment, would be:

$0.06/12=0.005$ or 0.5%

- **iNper:** This parameter contains the total number of dates of payment for the financial operation.
- **dbIPmt:** This parameter indicates the amount of the payment to be made at each date of payment. The payment generally includes both principal and interest.
- **dbIPV:** This parameter contains the actual value (or overall sum) for a series of payments to be made in the future.
- **iType:** This parameter indicates the payment deadline. It can have one of the following values:
 - **0** if the payments are due in arrears (i.e. at the end of the period)
 - **1** if the payments are due in advance (i.e. at the start of the period)

Output parameters

In case of error, there are two possibilities:

- In AssetCenter, the script containing the function is suspended and an error message issued to the user.
- If calling from an external program, you must call the [AmLastError\(\)](#) [page 359] function (and optionally the [AmLastErrorMsg\(\)](#) [page 360] function) to find out if an error occurred (and obtain its associated message).

Notes



Note:

- The **Rate** and **Nper** parameters must be calculated using payments expressed in the same units.
- Amounts paid (expressed in particular by the **Pmt** parameter) are represented by negative numbers. Sums received are represented by positive numbers.

GetEnvVar()

This function returns the value of an environment variable. An empty value is returned if the environment variable does not exist.

Internal Basic syntax

Function GetEnvVar(strVar As String, bExpand As Long) As String

Field of application

Version: 3.2.0

	Available
AssetCenter API	
Configuration script of a field or link	✓
"Script" type action	✓
Deployment workflow	✓
Wizard script	✓
FINISH.DO script of a wizard	✓

Input parameters

- **strVar**: This parameter contains the name of the environment variable.

- **bExpand:** This Boolean parameter is useful when the environment variable references one or more environment variable. In this case, when this parameter is set to 1 (default value), each referenced variable is replaced by its value. Otherwise, it is left alone.

Output parameters

In case of error, there are two possibilities:

- In AssetCenter, the script containing the function is suspended and an error message issued to the user.
- If calling from an external program, you must call the [AmLastError\(\)](#) [page 359] function (and optionally the [AmLastErrorMsg\(\)](#) [page 360] function) to find out if an error occurred (and obtain its associated message).

Example

```
RetVal = getEnvVar("PROMPT")
```

GetListItem()

Returns the **INb**th portion of a string delimited by separators.

Internal Basic syntax

Function `GetListItem(strFrom As String, strSep As String, INb As Long, strEscChar As String) As String`

Field of application

Version: 3.5

Available	
AssetCenter API	
Configuration script of a field or link	

	Available
"Script" type action	✓
Deployment workflow	✓
Wizard script	✓
FINISH.DO script of a wizard	✓

Input parameters

- **strFrom**: Source string to be processed.
- **strSep**: Character used as separator in the source string.
- **INb**: Position of the string to recover.
- **strEscChar**: Escape character. If this character prefixes a separator, it will be ignored.

Output parameters

In case of error, there are two possibilities:

- In AssetCenter, the script containing the function is suspended and an error message issued to the user.
- If calling from an external program, you must call the [AmLastError\(\)](#) [page 359] function (and optionally the [AmLastErrorMsg\(\)](#) [page 360] function) to find out if an error occurred (and obtain its associated message).

Example

The following example:

```
GetListItem("this_is_a_test", "_", 2, "%")
```

returns "is".

```
GetListItem("this%_is_a_test", "_", 2, "%")
```

returns "a".

Hex()

Returns the hexadecimal value of a decimal parameter.

Internal Basic syntax

Function Hex(dValue As Double) As String

Field of application

Version: 3.00

	Available
AssetCenter API	
Configuration script of a field or link	✓
"Script" type action	✓
Deployment workflow	✓
Wizard script	✓
FINISH.DO script of a wizard	✓

Input parameters

- ◆ **dValue**: Decimal number whose hexadecimal value you want to know.

Output parameters

In case of error, there are two possibilities:

- In AssetCenter, the script containing the function is suspended and an error message issued to the user.
- If calling from an external program, you must call the [AmLastError\(\)](#) [page 359] function (and optionally the [AmLastErrorMsg\(\)](#) [page 360] function) to find out if an error occurred (and obtain its associated message).

Hour()

Returns the hour value contained in the **tmTime** parameter.

Internal Basic syntax

Function Hour(tmTime As Date) As Long

Field of application

Version: 3.00

	Available
AssetCenter API	
Configuration script of a field or link	✓
"Script" type action	✓
Deployment workflow	✓
Wizard script	✓
FINISH.DO script of a wizard	✓

Input parameters

- ◆ **tmTime**: Parameter in Date+Time format to be processed.

Output parameters

In case of error, there are two possibilities:

- In AssetCenter, the script containing the function is suspended and an error message issued to the user.
- If calling from an external program, you must call the [AmLastError\(\)](#) [page 359] function (and optionally the [AmLastErrorMsg\(\)](#) [page 360] function) to find out if an error occurred (and obtain its associated message).

Example

```
Dim strHour as String
strHour=Hour(Date())
RetVal=strHour
```

InStr()

Returns the character position of the first occurrence of a string within a string.

Internal Basic syntax

Function InStr(IPosition As Long, strSource As String, strPattern As String, bCaseSensitive As Long) As Long

Field of application

Version: 3.00

	Available
AssetCenter API	
Configuration script of a field or link	✓
"Script" type action	✓
Deployment workflow	✓
Wizard script	✓
FINISH.DO script of a wizard	✓

Input parameters

- **IPosition:** Starting point of the search. This parameter is not optional and must be a valid positive integer no greater than 65,535.
- **strSource:** String in which the search is performed.
- **strPattern:** String to search.
- **bCaseSensitive:** Depending on this parameter, the search is case sensitive (=1) or not (=0).

Output parameters

In case of error, there are two possibilities:

- In AssetCenter, the script containing the function is suspended and an error message issued to the user.

- If calling from an external program, you must call the [AmLastError\(\)](#) [page 359] function (and optionally the [AmLastErrorMsg\(\)](#) [page 360] function) to find out if an error occurred (and obtain its associated message).

Notes



Note:

The position of the first occurrence is always 1. The function returns 0 if the character string searched is not found.

Example

```
Dim strSource as String
Dim strToSearch as String
Dim iPosition
strSource = "Good Bye"
strToSearch = "Bye"
iPosition = Instr(2, strSource, strToSearch)
RetVal=iPosition
```

Int()

Returns the integer portion of a number (first lesser than integer in the case of a negative number).

Internal Basic syntax

Function Int(dValue As Double) As Long

Field of application

Version: 3.00

	Available
AssetCenter API	
Configuration script of a field or link	✓
"Script" type action	✓
Deployment workflow	✓
Wizard script	✓
FINISH.DO script of a wizard	✓

Input parameters

- ◆ **dValue**: Number whose integer portion you want to know.

Output parameters

In case of error, there are two possibilities:

- In AssetCenter, the script containing the function is suspended and an error message issued to the user.
- If calling from an external program, you must call the [AmLastError\(\)](#) [page 359] function (and optionally the [AmLastErrorMsg\(\)](#) [page 360] function) to find out if an error occurred (and obtain its associated message).

Example

```
Dim iSeed as Integer
iSeed = Int((10*Rnd)-5)
RetVal = Abs(iSeed)
```

IPMT()

This function returns the amount of interest for an given date of payment of an annuity.

Internal Basic syntax

Function IPMT(dbIRate As Double, iPer As Long, iNper As Long, dbIPV As Double, dbIFV As Double, iType As Long) As Double

Field of application

Version: 3.00

	Available
AssetCenter API	
Configuration script of a field or link	✓
"Script" type action	✓
Deployment workflow	✓
Wizard script	✓
FINISH.DO script of a wizard	✓

Input parameters

- ◆ **dbIRate**: This parameter indicates the interest rate per date of payment. For example, the rate per date of payment for a loan with a 6% annual interest rate, paid back by monthly dates of payment, would be:

$0.06/12=0.005$ or 0.5%

- **iPer**: This parameter indicates the period for the calculation, between 1 and the value of the **Nper** parameter.
- **iNper**: This parameter contains the total number of dates of payment for the financial operation.
- **dbIPV**: This parameter contains the actual value (or overall sum) for a series of payments to be made in the future.
- **dbIFV**: This parameter contains the future value or the balance that you want to obtain after having paid the final date of payment. In general, and particularly when reimbursing a loan, this parameter is set to "0". In effect, once you have made all the dates of payment, the value of the loan is nil.
- **iType**: This parameter indicates the payment deadline. It can have one of the following values:
 - **0** if the payments are due in arrears (i.e. at the end of the period)
 - **1** if the payments are due in advance (i.e. at the start of the period)

Output parameters

In case of error, there are two possibilities:

- In AssetCenter, the script containing the function is suspended and an error message issued to the user.
- If calling from an external program, you must call the [AmLastError\(\)](#) [page 359] function (and optionally the [AmLastErrorMsg\(\)](#) [page 360] function) to find out if an error occurred (and obtain its associated message).

Notes

 Note:

- The **Rate** and **Nper** parameters must be calculated using payments expressed in the same units.
- Amounts paid (expressed in particular by the **Pmt** parameter) are represented by negative numbers. Sums received are represented by positive numbers.

IsNumeric()

This function enables you to determine whether a character string contains a numeric value.

Internal Basic syntax

Function `IsNumeric(strString As String) As Long`

Field of application

Version: 3.5

Available

AssetCenter API

Configuration script of a field or link



	Available
"Script" type action	✓
Deployment workflow	✓
Wizard script	✓
FINISH.DO script of a wizard	✓

Input parameters

- ◆ **strString**: This parameter contains the character string to analyze.

Output parameters

In case of error, there are two possibilities:

- In AssetCenter, the script containing the function is suspended and an error message issued to the user.
- If calling from an external program, you must call the [AmLastError\(\)](#) [page 359] function (and optionally the [AmLastErrorMsg\(\)](#) [page 360] function) to find out if an error occurred (and obtain its associated message).

Kill()

Deletes a file.

Internal Basic syntax

Function Kill(strKilledFile As String) As Long

Field of application

Version: 3.00

	Available
AssetCenter API	
Configuration script of a field or link	✓

	Available
"Script" type action	✓
Deployment workflow	✓
Wizard script	✓
FINISH.DO script of a wizard	✓

Input parameters

- ◆ **strKilledFile**: Full path of the file concerned by the operation.

Output parameters

- 0: Normal execution.
- Other than zero: Error code.

LCase()

Returns a string in which all letters of the string parameter have been converted to lower case.

Internal Basic syntax

Function LCase(strString As String) As String

Field of application

Version: 3.00

	Available
AssetCenter API	
Configuration script of a field or link	✓
"Script" type action	✓
Deployment workflow	✓
Wizard script	✓

	Available
FINISH.DO script of a wizard	

Input parameters

- ◆ **strString**: Character string to convert to lowercase.

Output parameters

In case of error, there are two possibilities:

- In AssetCenter, the script containing the function is suspended and an error message issued to the user.
- If calling from an external program, you must call the [AmLastError\(\)](#) [page 359] function (and optionally the [AmLastErrorMsg\(\)](#) [page 360] function) to find out if an error occurred (and obtain its associated message).

Example

```
' This example uses the LTrim and RTrim functions to strip leading ' and t
railing spaces, respectively, from a string variable.
' It uses the Trim function alone to strip both types of spaces.
' LCase and UCase are also shown in this example as well as the use
' of nested function calls

Dim strString as String
Dim strTrimString as String
strString = " <-Trim-> " :' Initialize string.
strTrimString = LTrim(strString) :' strTrimString = "<-Trim-> ".
strTrimString = LCase(RTrim(strString)) :' strTrimString = " <-trim->".
strTrimString = LTrim(RTrim(strString)) :' strTrimString = "<-Trim->".
' Using the Trim function alone achieves the same result.
strTrimString = UCase(Trim(strString)) :' strTrimString = "<-TRIM->".
RetVal= "|" & strTrimString & "|"
```

Left()

Returns the left most iNumber characters of a string parameter.

Internal Basic syntax

Function Left(strString As String, INumber As Long) As String

Field of application

Version: 3.00

	Available
AssetCenter API	
Configuration script of a field or link	✓
"Script" type action	✓
Deployment workflow	✓
Wizard script	✓
FINISH.DO script of a wizard	✓

Input parameters

- **strString**: Character string to process.
- **INumber**: Number of characters to return.

Output parameters

In case of error, there are two possibilities:

- In AssetCenter, the script containing the function is suspended and an error message issued to the user.
- If calling from an external program, you must call the [AmLastError\(\)](#) [page 359] function (and optionally the [AmLastErrorMsg\(\)](#) [page 360] function) to find out if an error occurred (and obtain its associated message).

Example

```
Dim lWord, strMsg, rWord, iPos : ' Declare variables.
strMsg = "Left() Test."
iPos = InStr(1, strMsg, " ") : ' Find space.
lWord = Left(strMsg, iPos - 1) : ' Get left word.
rWord = Right(strMsg, Len(strMsg) - iPos) : ' Get right word.
```

```
strMsg=rWord+lWord : ' And swap them
RetVal=strMsg
```

LeftPart()

Extracts the portion of a string to the left of the separator specified in the **strSep** parameter.

The search for the separator is performed from left to right.

The search can be made case sensitive using the **bCaseSensitive** parameter.

Internal Basic syntax

Function LeftPart(strFrom As String, strSep As String, bCaseSensitive As Long) As String

Field of application

Version: 3.5

	Available
AssetCenter API	
Configuration script of a field or link	✓
"Script" type action	✓
Deployment workflow	✓
Wizard script	✓
FINISH.DO script of a wizard	✓

Input parameters

- **strFrom**: Source string to be processed.
- **strSep**: Character used as separator in the source string.
- **bCaseSensitive**: Depending on this parameter, the search is case sensitive (=1) or not (=0).

Output parameters

In case of error, there are two possibilities:

- In AssetCenter, the script containing the function is suspended and an error message issued to the user.
- If calling from an external program, you must call the `AmLastError()` [page 359] function (and optionally the `AmLastErrorMsg()` [page 360] function) to find out if an error occurred (and obtain its associated message).

Example

These examples illustrate use of the `LeftPart`, `LeftPartFromRight`, `RightPart`, and `RightPartFromLeft` functions on the same string: "This_is_a_test":

```
LeftPart("This_is_a_test","_",0)
```

Returns "This".

```
LeftPartFromRight("This_is_a_test","_",0)
```

Returns "This_is_a".

```
RightPart("This_is_a_test","_",0)
```

Returns "test".

```
RightPartFromLeft("This_is_a_test","_",0)
```

Returns "is_a_test".

LeftPartFromRight()

Extracts the portion of a string to the left of the separator specified in the `strSep` parameter.

The search for the separator is performed from right to left.

The search can be made case sensitive using the `bCaseSensitive` parameter.

Internal Basic syntax

Function `LeftPartFromRight(strFrom As String, strSep As String, bCaseSensitive As Long) As String`

Field of application

Version: 3.5

	Available
AssetCenter API	
Configuration script of a field or link	✓
"Script" type action	✓
Deployment workflow	✓
Wizard script	✓
FINISH.DO script of a wizard	✓

Input parameters

- **strFrom**: Source string to be processed.
- **strSep**: Character used as separator in the source string.
- **bCaseSensitive**: Depending on this parameter, the search is case sensitive (=1) or not (=0).

Output parameters

In case of error, there are two possibilities:

- In AssetCenter, the script containing the function is suspended and an error message issued to the user.
- If calling from an external program, you must call the [AmLastError\(\)](#) [page 359] function (and optionally the [AmLastErrorMsg\(\)](#) [page 360] function) to find out if an error occurred (and obtain its associated message).

Example

These examples illustrate use of the **LeftPart**, **LeftPartFromRight**, **RightPart**, and **RightPartFromLeft** functions on the same string: "This_is_a_test":

```
LeftPart("This_is_a_test","_",0)
```

Returns "This".

```
LeftPartFromRight("This_is_a_test","_",0)
```

Returns "This_is_a".

```
RightPart("This_is_a_test","_",0)
```

Returns "test".

```
RightPartFromLeft("This_is_a_test","_",0)
```

Returns "is_a_test".

Len()

Returns the number of characters in a string or a variant.

Internal Basic syntax

Function Len(vValue As Variant) As Long

Field of application

Version: 3.00

	Available
AssetCenter API	
Configuration script of a field or link	✓
"Script" type action	✓
Deployment workflow	✓
Wizard script	✓
FINISH.DO script of a wizard	✓

Input parameters

- ◆ **vValue**: Variant concerned by the operation.

Output parameters

In case of error, there are two possibilities:

- In AssetCenter, the script containing the function is suspended and an error message issued to the user.
- If calling from an external program, you must call the [AmLastError\(\)](#) [page 359] function (and optionally the [AmLastErrorMsg\(\)](#) [page 360] function) to find out if an error occurred (and obtain its associated message).

Example

```
Dim strTest as String
Dim iLength as Integer
strTest = "Peregrine Systems"
iLength = Len(strTest) : 'The value of iLength is 17
RetVal=iLength
```

LocalToBasicDate()

This function converts a string format date (as displayed in Windows Control Panel) to a Basic format date .

Internal Basic syntax

Function LocalToBasicDate(strDateLocal As String) As String

Field of application

Version: 3.5

	Available
AssetCenter API	
Configuration script of a field or link	✓
"Script" type action	✓
Deployment workflow	✓
Wizard script	✓

	Available
FINISH.DO script of a wizard	

Input parameters

- ◆ **strDateLocal**: Date as string to convert.

Output parameters

In case of error, there are two possibilities:

- In AssetCenter, the script containing the function is suspended and an error message issued to the user.
- If calling from an external program, you must call the [AmLastError\(\)](#) [page 359] function (and optionally the [AmLastErrorMsg\(\)](#) [page 360] function) to find out if an error occurred (and obtain its associated message).

LocalToBasicTime()




This function converts a string format time (as displayed in Windows Control Panel) to a Basic format time.

Internal Basic syntax

Function `LocalToBasicTime(strTimeLocal As String) As String`

Field of application

Version: 3.5

	Available
AssetCenter API	
Configuration script of a field or link	
"Script" type action	
Deployment workflow	

	Available
Wizard script	
FINISH.DO script of a wizard	

Input parameters

- ◆ **strTimeLocal**: Time in string format to convert.

Output parameters

In case of error, there are two possibilities:

- In AssetCenter, the script containing the function is suspended and an error message issued to the user.
- If calling from an external program, you must call the [AmLastError\(\)](#) [page 359] function (and optionally the [AmLastErrorMsg\(\)](#) [page 360] function) to find out if an error occurred (and obtain its associated message).

LocalToBasicTimeStamp()

This function converts a Date+Time in string format (as displayed in Windows Control Panel) to a Date+Time in Basic format.

Internal Basic syntax

Function LocalToBasicTimeStamp(strTSLocal As String) As String

Field of application

Version: 3.5

	Available
AssetCenter API	
Configuration script of a field or link	
"Script" type action	

	Available
Deployment workflow	✓
Wizard script	✓
FINISH.DO script of a wizard	✓

Input parameters

- ◆ **strTSLocal**: Date+Time in string format to convert.

Output parameters

In case of error, there are two possibilities:

- In AssetCenter, the script containing the function is suspended and an error message issued to the user.
- If calling from an external program, you must call the [AmLastError\(\)](#) [page 359] function (and optionally the [AmLastErrorMsg\(\)](#) [page 360] function) to find out if an error occurred (and obtain its associated message).

LocalToUTCDate()

This function converts a date in "Date+Time" format to a UTC format date (time-zone independent).

Internal Basic syntax

Function LocalToUTCDate(tmLocal As Date) As Date

Field of application

Version: 3.5

	Available
AssetCenter API	
Configuration script of a field or link	✓

	Available
"Script" type action	✓
Deployment workflow	✓
Wizard script	✓
FINISH.DO script of a wizard	✓

Input parameters

- ◆ **tmLocal**: "Date+Time" format date.

Output parameters

In case of error, there are two possibilities:

- In AssetCenter, the script containing the function is suspended and an error message issued to the user.
- If calling from an external program, you must call the [AmLastError\(\)](#) [page 359] function (and optionally the [AmLastErrorMsg\(\)](#) [page 360] function) to find out if an error occurred (and obtain its associated message).

Log()

Returns the natural log of a number.

Internal Basic syntax

Function `Log(dValue As Double) As Double`

Field of application

Version: 3.00

	Available
AssetCenter API	
Configuration script of a field or link	✓

	Available
"Script" type action	✓
Deployment workflow	✓
Wizard script	✓
FINISH.DO script of a wizard	✓

Input parameters

- ◆ **dValue**: Number whose logarithm you want to know.

Output parameters

In case of error, there are two possibilities:

- In AssetCenter, the script containing the function is suspended and an error message issued to the user.
- If calling from an external program, you must call the [AmLastError\(\)](#) [page 359] function (and optionally the [AmLastErrorMsg\(\)](#) [page 360] function) to find out if an error occurred (and obtain its associated message).

Example

```
Dim dSeed as Double
dSeed = Int((10*Rnd)-5)
RetVal = Log(dSeed)
```

LTrim()

Removes all leading spaces in a string.

Internal Basic syntax

Function LTrim(strString As String) As String

Field of application

Version: 3.00

	Available
AssetCenter API	
Configuration script of a field or link	✓
"Script" type action	✓
Deployment workflow	✓
Wizard script	✓
FINISH.DO script of a wizard	✓

Input parameters

- ◆ **strString**: Character string to process.

Output parameters

In case of error, there are two possibilities:

- In AssetCenter, the script containing the function is suspended and an error message issued to the user.
- If calling from an external program, you must call the [AmLastError\(\)](#) [page 359] function (and optionally the [AmLastErrorMsg\(\)](#) [page 360] function) to find out if an error occurred (and obtain its associated message).

Example

```
' This example uses the LTrim and RTrim functions to strip leading ' and t
' railing spaces, respectively, from a string variable.
' It uses the Trim function alone to strip both types of spaces.
' LCase and UCase are also shown in this example as well as the use
' of nested function calls

Dim strString as String
Dim strTrimString as String
strString = " <-Trim-> " : ' Initialize string.
strTrimString = LTrim(strString) : ' strTrimString = "<-Trim-> ".
strTrimString = LCase(RTrim(strString)) : ' strTrimString = " <-trim->".
strTrimString = LTrim(RTrim(strString)) : ' strTrimString = "<-Trim->".
' Using the Trim function alone achieves the same result.
```

```
strTrimString = UCase(Trim(strString)) : ' strTrimString = "<-TRIM->".
RetVal= "|" & strTrimString & "|"
```

MakeInvertBool()

This function returns an inverse Boolean; (0 becomes 1, all other numbers become 0).

Internal Basic syntax

Function MakeInvertBool(IValue As Long) As Long

Field of application

Version: 3.5

	Available
AssetCenter API	
Configuration script of a field or link	✓
"Script" type action	✓
Deployment workflow	✓
Wizard script	✓
FINISH.DO script of a wizard	✓

Input parameters

- ◆ IValue: Number concerned by the operation.

Output parameters

In case of error, there are two possibilities:

- In AssetCenter, the script containing the function is suspended and an error message issued to the user.

- If calling from an external program, you must call the [AmLastError\(\)](#) [page 359] function (and optionally the [AmLastErrorMsg\(\)](#) [page 360] function) to find out if an error occurred (and obtain its associated message).

Example

```
Dim MyValue
MyValue=MakeInvertBool(0) : 'Returns 1
MyValue=MakeInvertBool(1) : 'Returns 0
MyValue=MakeInvertBool(254) : 'Returns 0
```

Mid()

Returns a substring within a string.

Internal Basic syntax

Function Mid(strString As String, IStart As Long, ILen As Long) As String

Field of application

Version: 3.00

	Available
AssetCenter API	
Configuration script of a field or link	✓
"Script" type action	✓
Deployment workflow	✓
Wizard script	✓
FINISH.DO script of a wizard	✓

Input parameters

- **strString**: String concerned by the operation.
- **IStart**: Start position of the string to extract from within strString.

- **ILen**: Length of the string to extract.

Output parameters

In case of error, there are two possibilities:

- In AssetCenter, the script containing the function is suspended and an error message issued to the user.
- If calling from an external program, you must call the [AmLastError\(\)](#) [page 359] function (and optionally the [AmLastErrorMsg\(\)](#) [page 360] function) to find out if an error occurred (and obtain its associated message).

Example

```
Dim strTest as String
strTest="One Two Three" :' Defines the test string
strTest=Mid(strTest,5,3) :' strTest="Two"
RetVal=strTest
```

Minute()

Returns the number of minutes contained in the time expressed in the **tmTime** parameter.

Internal Basic syntax

Function Minute(tmTime As Date) As Long

Field of application

Version: 3.00

Available	
AssetCenter API	
Configuration script of a field or link	

	Available
"Script" type action	✓
Deployment workflow	✓
Wizard script	✓
FINISH.DO script of a wizard	✓

Input parameters

- ◆ **tmTime**: Parameter in Date+Time format to be processed.

Output parameters

In case of error, there are two possibilities:

- In AssetCenter, the script containing the function is suspended and an error message issued to the user.
- If calling from an external program, you must call the [AmLastError\(\)](#) [page 359] function (and optionally the [AmLastErrorMsg\(\)](#) [page 360] function) to find out if an error occurred (and obtain its associated message).

Example

```
Dim strMinute
strMinute=Minute(Date())
RetVal=strMinute : 'Returns the number of minutes elapsed in the current ho
ur, for example "45" if the time is 15:45:30
```

MkDir()

Creates a new directory.

Internal Basic syntax

Function MkDir(strMkDirectory As String) As Long

Field of application

Version: 3.00

	Available
AssetCenter API	
Configuration script of a field or link	✓
"Script" type action	✓
Deployment workflow	✓
Wizard script	✓
FINISH.DO script of a wizard	✓

Input parameters

- ◆ `strMkDirectory`: Full path of the directory to create.

Output parameters

- 0: Normal execution.
- Other than zero: Error code.

Example

```
Dim lErr as Long
' Create the c:\tmp directory
lErr = MkDir("c:\tmp")
```

Month()

Returns the month contained in the date expressed in the `tmDate` parameter.

Internal Basic syntax

Function Month(tmDate As Date) As Long

Field of application

Version: 3.00

	Available
AssetCenter API	
Configuration script of a field or link	✓
"Script" type action	✓
Deployment workflow	✓
Wizard script	✓
FINISH.DO script of a wizard	✓

Input parameters

- ◆ **tmDate**: Parameter in Date+Time format to be processed.

Output parameters

In case of error, there are two possibilities:

- In AssetCenter, the script containing the function is suspended and an error message issued to the user.
- If calling from an external program, you must call the [AmLastError\(\)](#) [page 359] function (and optionally the [AmLastErrorMsg\(\)](#) [page 360] function) to find out if an error occurred (and obtain its associated message).

Example

```
Dim lMonth as Long
lMonth=Month(Date())
RetVal=lMonth : 'Returns the current month
```

Name()

Changes the name of file.

Internal Basic syntax

Function Name(strSource As String, strDest As String)

Field of application

Version: 3.00

	Available
AssetCenter API	
Configuration script of a field or link	✓
"Script" type action	✓
Deployment workflow	✓
Wizard script	✓
FINISH.DO script of a wizard	✓

Input parameters

- **strSource:** Full path of the file to rename.
- **strDest:** New file name.

Output parameters

In case of error, there are two possibilities:

- In AssetCenter, the script containing the function is suspended and an error message issued to the user.
- If calling from an external program, you must call the [AmLastError\(\)](#) [page 359] function (and optionally the [AmLastErrorMsg\(\)](#) [page 360] function) to find out if an error occurred (and obtain its associated message).

Example

```
Dim lErr as Long
' Rename "C:\tmp\src.txt" as "D:\tmp\dst.txt"
lErr = Name("C:\tmp\src.txt", "D:\tmp\dst.txt")
```

Now()

Returns the current date and time.

Internal Basic syntax

Function Now() As Date

Field of application

Version: 3.00

	Available
AssetCenter API	
Configuration script of a field or link	✓
"Script" type action	✓
Deployment workflow	✓
Wizard script	✓
FINISH.DO script of a wizard	✓

Output parameters

In case of error, there are two possibilities:

- In AssetCenter, the script containing the function is suspended and an error message issued to the user.
- If calling from an external program, you must call the [AmLastError\(\)](#) [page 359] function (and optionally the [AmLastErrorMsg\(\)](#) [page 360] function) to find out if an error occurred (and obtain its associated message).

NPER()

This function returns the number of payments of an annuity based on constant and periodic payments, and at a constant interest rate.

Internal Basic syntax

Function `NPER(dbIRate As Double, dbIPmt As Double, dbIPV As Double, dbIFV As Double, iType As Long) As Double`

Field of application

Version: 3.00

	Available
AssetCenter API	
Configuration script of a field or link	✓
"Script" type action	✓
Deployment workflow	✓
Wizard script	✓
FINISH.DO script of a wizard	✓

Input parameters

- ◆ **dbIRate**: This parameter indicates the interest rate per date of payment. For example, the rate per date of payment for a loan with a 6% annual interest rate, paid back by monthly dates of payment, would be:

$0.06/12=0.005$ or 0.5%

- **dbIPmt**: This parameter indicates the amount of the payment to be made at each date of payment. The payment generally includes both principal and interest.
- **dbIPV**: This parameter contains the actual value (or overall sum) for a series of payments to be made in the future.
- **dbIFV**: This parameter contains the future value or the balance that you want to obtain after having paid the final date of payment. In general, and particularly when reimbursing a loan, this parameter is set to "0". In effect, once you have made all the dates of payment, the value of the loan is nil.
- **iType**: This parameter indicates the payment deadline. It can have one of the following values:
 - **0** if the payments are due in arrears (i.e. at the end of the period)
 - **1** if the payments are due in advance (i.e. at the start of the period)

Output parameters

In case of error, there are two possibilities:

- In AssetCenter, the script containing the function is suspended and an error message issued to the user.
- If calling from an external program, you must call the [AmLastError\(\)](#) [page 359] function (and optionally the [AmLastErrorMsg\(\)](#) [page 360] function) to find out if an error occurred (and obtain its associated message).

Notes

 Note:

Amounts paid (expressed in particular by the **Pmt** parameter) are represented by negative numbers. Sums received are represented by positive numbers.

Oct()

Returns the octal value of the decimal parameter.

Internal Basic syntax

Function Oct(dValue As Double) As String

Field of application

Version: 3.00

	Available
AssetCenter API	
Configuration script of a field or link	✓
"Script" type action	✓
Deployment workflow	✓
Wizard script	✓

	Available
FINISH.DO script of a wizard	

Input parameters

- ◆ **dValue:** Number whose octal value you want to know.

Output parameters

In case of error, there are two possibilities:

- In AssetCenter, the script containing the function is suspended and an error message issued to the user.
- If calling from an external program, you must call the [AmLastError\(\)](#) [page 359] function (and optionally the [AmLastErrorMsg\(\)](#) [page 360] function) to find out if an error occurred (and obtain its associated message).

Example

```
Dim dSeed as Double
dSeed = Int((10*Rnd) - 5)
RetVal = Oct(dSeed)
```

ParseDate()

This function converts a date expressed as a character string to a Basic date object.

Internal Basic syntax

Function ParseDate(strDate As String, strFormat As String, strStep As String)
As Date

Field of application

Version: 3.60

	Available
AssetCenter API	
Configuration script of a field or link	✓
"Script" type action	✓
Deployment workflow	✓
Wizard script	✓
FINISH.DO script of a wizard	✓

Input parameters

- **strDate**: Date in string format.
- **strFormat**: This parameter contains the format of the date contained in the character string. The possible values are the following:
 - DD/MM/YY
 - DD/MM/YYYY
 - MM/DD/YY
 - MM/DD/YYYY
 - YYYY/MM/DD
 - Date: date expressed according to the settings of the client computer.
 - DateInter: date expressed in the international format
- **strStep**: This optional parameter contains the date separator used in the character string. The authorized separators are "\" and "-".

Output parameters

In case of error, there are two possibilities:

- In AssetCenter, the script containing the function is suspended and an error message issued to the user.
- If calling from an external program, you must call the [AmLastError\(\)](#) [page 359] function (and optionally the [AmLastErrorMsg\(\)](#) [page 360] function) to find out if an error occurred (and obtain its associated message).

Example

```
Dim dDate as date
dDate=ParseDate("2001/05/01", "YYYY/MM/DD")
```

ParseDMYDate()

This function returns a Date object (as understood in Basic) from a date formatted as follows:

```
dd/mm/yyyy
```

Internal Basic syntax

Function ParseDMYDate(strDate As String) As Date

Field of application

Version: 3.5

	Available
AssetCenter API	
Configuration script of a field or link	✓
"Script" type action	✓
Deployment workflow	✓
Wizard script	✓
FINISH.DO script of a wizard	✓

Input parameters

- ◆ **strDate**: Date stored as a string.

Output parameters

In case of error, there are two possibilities:

- In AssetCenter, the script containing the function is suspended and an error message issued to the user.
- If calling from an external program, you must call the [AmLastError\(\)](#) [page 359] function (and optionally the [AmLastErrorMsg\(\)](#) [page 360] function) to find out if an error occurred (and obtain its associated message).

Example

```
Dim dDate as Date
dDate = ParseMDYDate("31/02/2003")
```

ParseMDYDate()

This function returns a Date object (as understood in Basic) from a date formatted as follows:

```
mm/dd/yyyy
```

Internal Basic syntax

Function ParseMDYDate(strDate As String) As Date

Field of application

Version: 3.5

	Available
AssetCenter API	
Configuration script of a field or link	✓
"Script" type action	✓
Deployment workflow	✓
Wizard script	✓

	Available
FINISH.DO script of a wizard	

Input parameters

- ◆ **strDate**: Date stored as a string.

Output parameters

In case of error, there are two possibilities:

- In AssetCenter, the script containing the function is suspended and an error message issued to the user.
- If calling from an external program, you must call the [AmLastError\(\)](#) [page 359] function (and optionally the [AmLastErrorMsg\(\)](#) [page 360] function) to find out if an error occurred (and obtain its associated message).

Example

```
Dim dDate as Date  
dDate = ParseMDYDate("02/31/2003")
```

ParseYMDDate()

This function returns a Date object (as understood in Basic) in yyyy/mm/dd format.

Internal Basic syntax

Function ParseYMDDate(strDate As String) As Date

Field of application

Version: 3.5

	Available
AssetCenter API	
Configuration script of a field or link	✓
"Script" type action	✓
Deployment workflow	✓
Wizard script	✓
FINISH.DO script of a wizard	✓

Input parameters

- ◆ **strDate**: Date stored as a string.

Output parameters

In case of error, there are two possibilities:

- In AssetCenter, the script containing the function is suspended and an error message issued to the user.
- If calling from an external program, you must call the [AmLastError\(\)](#) [page 359] function (and optionally the [AmLastErrorMsg\(\)](#) [page 360] function) to find out if an error occurred (and obtain its associated message).

Example

```
Dim dDate as Date
dDate = ParseYMDDate("2003/02/31")
```

PMT()

This function returns the amount of an annuity based on constant and periodic payments, and at a constant interest rate.

Internal Basic syntax

Function **PMT**(dblRate As Double, iNper As Long, dbIPV As Double, dbIFV As Double, iType As Long) As Double

Field of application

Version: 3.00

	Available
AssetCenter API	
Configuration script of a field or link	✓
"Script" type action	✓
Deployment workflow	✓
Wizard script	✓
FINISH.DO script of a wizard	✓

Input parameters

- ◆ **dblRate:** This parameter indicates the interest rate per date of payment. For example, the rate per date of payment for a loan with a 6% annual interest rate, paid back by monthly dates of payment, would be:

$0.06/12=0.005$ or 0.5%

- **iNper:** This parameter contains the total number of dates of payment for the financial operation.
- **dblPV:** This parameter contains the actual value (or overall sum) for a series of payments to be made in the future.
- **dblFV:** This parameter contains the future value or the balance that you want to obtain after having paid the final date of payment. In general, and particularly when reimbursing a loan, this parameter is set to "0". In effect, once you have made all the dates of payment, the value of the loan is nil.
- **iType:** This parameter indicates the payment deadline. It can have one of the following values:
 - 0 if the payments are due in arrears (i.e. at the end of the period)
 - 1 if the payments are due in advance (i.e. at the start of the period)

Output parameters

In case of error, there are two possibilities:

- In AssetCenter, the script containing the function is suspended and an error message issued to the user.

- If calling from an external program, you must call the `AmLastError()` [page 359] function (and optionally the `AmLastErrorMsg()` [page 360] function) to find out if an error occurred (and obtain its associated message).

Notes

 Note:

- The **Rate** and **Nper** parameters must be calculated using payments expressed in the same units.
 - Amounts paid (expressed in particular by the **Pmt** parameter) are represented by negative numbers. Sums received are represented by positive numbers.
-

PPMT()




This function returns the amount of capital reimbursed for a given date of payment in an annuity based on constant and periodic payments and at a constant interest rate.

Internal Basic syntax

Function `PPMT(dblRate As Double, iPer As Long, iNper As Long, dbIPV As Double, dbIFV As Double, iType As Long) As Double`

Field of application

Version: 3.00

	Available
AssetCenter API	
Configuration script of a field or link	
"Script" type action	
Deployment workflow	
Wizard script	



Input parameters

- ◆ **dblRate:** This parameter indicates the interest rate per date of payment. For example, the rate per date of payment for a loan with a 6% annual interest rate, paid back by monthly dates of payment, would be:

```
0.06/12=0.005 or 0.5%
```

- **iPer:** This parameter indicates the period for the calculation, between 1 and the value of the **Nper** parameter.
- **iNper:** This parameter contains the total number of dates of payment for the financial operation.
- **dbIPV:** This parameter contains the actual value (or overall sum) for a series of payments to be made in the future.
- **dbIFV:** This parameter contains the future value or the balance that you want to obtain after having paid the final date of payment. In general, and particularly when reimbursing a loan, this parameter is set to "0". In effect, once you have made all the dates of payment, the value of the loan is nil.
- **iType:** This parameter indicates the payment deadline. It can have one of the following values:
 - **0** if the payments are due in arrears (i.e. at the end of the period)
 - **1** if the payments are due in advance (i.e. at the start of the period)

Output parameters

In case of error, there are two possibilities:

- In AssetCenter, the script containing the function is suspended and an error message issued to the user.
- If calling from an external program, you must call the [AmLastError\(\)](#) [page 359] function (and optionally the [AmLastErrorMsg\(\)](#) [page 360] function) to find out if an error occurred (and obtain its associated message).

Notes

 Note:

- The **Rate** and **Nper** parameters must be calculated using payments expressed in the same units.
- Amounts paid (expressed in particular by the **Pmt** parameter) are represented by negative numbers. Sums received are represented by positive numbers.

PV()




This function returns the actual amount of an annuity based on constant and periodic future deadlines, and on a fixed interest rate.

Internal Basic syntax

Function PV(**dblRate** As Double, **iNper** As Long, **dblPmt** As Double, **dblFV** As Double, **iType** As Long) As Double

Field of application

Version: 3.00

	Available
AssetCenter API	
Configuration script of a field or link	
"Script" type action	
Deployment workflow	
Wizard script	



Input parameters

- ◆ **dblRate:** This parameter indicates the interest rate per date of payment. For example, the rate per date of payment for a loan with a 6% annual interest rate, paid back by monthly dates of payment, would be:

$0.06/12=0.005$ or 0.5%

- **iNper:** This parameter contains the total number of dates of payment for the financial operation.
- **dbIPmt:** This parameter indicates the amount of the payment made at each date of payment. The payment generally includes both principal and interest.
- **dbIFV:** This parameter contains the future value or the balance that you want to obtain after having paid the final date of payment. In general, and particularly when reimbursing a loan, this parameter is set to "0". In effect, once you have made all the dates of payment, the value of the loan is nil.
- **iType:** This parameter indicates the payment deadline. It can have one of the following values:
 - **0** if the payments are due in arrears (i.e. at the end of the period)
 - **1** if the payments are due in advance (i.e. at the start of the period)

Output parameters

In case of error, there are two possibilities:

- In AssetCenter, the script containing the function is suspended and an error message issued to the user.
- If calling from an external program, you must call the [AmLastError\(\)](#) [page 359] function (and optionally the [AmLastErrorMsg\(\)](#) [page 360] function) to find out if an error occurred (and obtain its associated message).

Notes

 Note:

- The **Rate** and **Nper** parameters must be calculated using payments expressed in the same units.
- Amounts paid (expressed in particular by the **Pmt** parameter) are represented by negative numbers. Sums received are represented by positive numbers.

Randomize()






Initializes the random number generator.

Internal Basic syntax

Function Randomize(IValue As Long)

Field of application

Version: 3.00

	Available
AssetCenter API	
Configuration script of a field or link	
"Script" type action	
Deployment workflow	
Wizard script	
FINISH.DO script of a wizard	

Input parameters

- ♦ **IValue**: Optional parameter used to initialize the random-number generator of the **Rnd** function by specifying a new initial value. If this parameter is omitted, the value returned by the system clock is used as the initial value.

Output parameters

In case of error, there are two possibilities:

- In AssetCenter, the script containing the function is suspended and an error message issued to the user.
- If calling from an external program, you must call the [AmLastError\(\)](#) [page 359] function (and optionally the [AmLastErrorMsg\(\)](#) [page 360] function) to find out if an error occurred (and obtain its associated message).

Notes

See also:

- ◆ [Rnd\(\)](#) [page 656]

Example

```
Dim MyNumber
Randomize
MyNumber= Int((10*Rnd)+1) : 'Returns a random value between 1 and 10.
RetVal=MyNumber
```

RATE()

This function returns the interest rate per date of payment for an annuity.

Internal Basic syntax

Function RATE(iNper As Long, dbIPmt As Double, dbIFV As Double, dbIPV As Double, iType As Long, dbIGuess As Double) As Double

Field of application

Version: 3.00

	Available
AssetCenter API	
Configuration script of a field or link	✓
"Script" type action	✓
Deployment workflow	✓
Wizard script	✓
FINISH.DO script of a wizard	✓

Input parameters

- **iNper**: This parameter contains the total number of dates of payment for the financial operation.
- **dbIPmt**: This parameter indicates the amount of the payment to be made at each date of payment. The payment generally includes both principal and interest.
- **dbIFV**: This parameter contains the future value or the balance that you want to obtain after having paid the final date of payment. In general, and particularly when reimbursing a loan, this parameter is set to "0". In effect, once you have made all the dates of payment, the value of the loan is nil.
- **dbIPV**: This parameter contains the actual value (or overall sum) for a series of payments to be made in the future.
- **iType**: This parameter indicates the payment deadline. It can have one of the following values:
 - 0 if the payments are due in arrears (i.e. at the end of the period)
 - 1 if the payments are due in advance (i.e. at the start of the period)
- **dbIGuess**: This parameter contains the estimated value of the interest rate per date of payment.

Output parameters

In case of error, there are two possibilities:

- In AssetCenter, the script containing the function is suspended and an error message issued to the user.
- If calling from an external program, you must call the [AmLastError\(\)](#) [page 359] function (and optionally the [AmLastErrorMsg\(\)](#) [page 360] function) to find out if an error occurred (and obtain its associated message).

Notes

 Note:

- Amounts paid (expressed in particular by the **Pmt** parameter) are represented by negative numbers. Sums received are represented by positive numbers.
 - This function performs its calculation using iterations, starting with the value assigned in the **Guess** parameter. If no result is found after 20 iterations, the function fails.
-

RemoveRows()

Performs a deletion in a list of lines identified by the **strRowNames** parameter.

This function is useful when processing "ListBox" control type values. Values from this type of control are represented as arrays as described below:




- The "|" character is used as the column separator.
- The "," character is used as the line separator.
- Each line ends with a unique identifier at the right of the "=" sign.

Internal Basic syntax

Function RemoveRows(strList As String, strRowNames As String) As String

Field of application

Version: 3.5

	Available
AssetCenter API	
Configuration script of a field or link	
"Script" type action	
Deployment workflow	
Wizard script	

	Available
FINISH.DO script of a wizard	

Input parameters

- **strList**: Source string containing the values of a "ListBox" control to be processed.
- **strRowNames**: Identifiers of lines to be deleted. The identifiers are separated by commas.

Output parameters

In case of error, there are two possibilities:

- In AssetCenter, the script containing the function is suspended and an error message issued to the user.
- If calling from an external program, you must call the [AmLastError\(\)](#) [page 359] function (and optionally the [AmLastErrorMsg\(\)](#) [page 360] function) to find out if an error occurred (and obtain its associated message).

Notes

See also:

- [SubList\(\)](#) [page 674]
- [SetSubList\(\)](#) [page 663]
- [ApplyNewVals\(\)](#) [page 441]

Example

```
Dim MyStr
MyStr=RemoveRows("a1|a2=a0,b1|b2=b0", "a0,c0") : 'Returns "b1|b2=b0"
RetVal=MyStr
```

Replace()

Replaces all occurrences of the **strOldPattern** parameter with the **strNewPattern** parameter inside the character string contained in the **strData** parameter. The search for the **strOldPattern** parameter can be made case-sensitive using the value of the **bCaseSensitive** parameter.

Internal Basic syntax

Function Replace(strData As String, strOldPattern As String, strNewPattern As String, bCaseSensitive As Long) As String

Field of application

Version: 3.5

	Available
AssetCenter API	
Configuration script of a field or link	✓
"Script" type action	✓
Deployment workflow	✓
Wizard script	✓
FINISH.DO script of a wizard	✓

Input parameters

- **strData**: Character string containing the occurrences to be replaced.
- **strOldPattern**: Occurrence to find in the string contained in the **strData** parameter.
- **strNewPattern**: Text replacing each occurrence found.
- **bCaseSensitive**: Depending on this parameter, the search is case sensitive (=1) or not (=0). By default, this parameter is set to 1.

Output parameters

In case of error, there are two possibilities:

- In AssetCenter, the script containing the function is suspended and an error message issued to the user.
- If calling from an external program, you must call the [AmLastError\(\)](#) [page 359] function (and optionally the [AmLastErrorMsg\(\)](#) [page 360] function) to find out if an error occurred (and obtain its associated message).

Example

```
Dim MyStr
MyStr=Replace("youmeyoumeyou", "you", "me", 0) : 'Returns "mememememe"
MyStr=Replace("youmeyoumeyou", "You", "me", 1) : 'Returns "youmeyoumeyou"
MyStr=Replace("youmeYoumeyou", "You", "me", 1) : 'Returns "youmememeyou"
```

Right()


Returns the rights most iNumber characters of the string parameter.

Internal Basic syntax

Function Right(strString As String, INumber As Long) As String

Field of application

Version: 3.00

	Available
AssetCenter API	
Configuration script of a field or link	
"Script" type action	
Deployment workflow	
Wizard script	



Input parameters

- **strString**: Character string to process.
- **INumber**: Number of characters to return.

Output parameters

In case of error, there are two possibilities:

- In AssetCenter, the script containing the function is suspended and an error message issued to the user.
- If calling from an external program, you must call the [AmLastError\(\)](#) [page 359] function (and optionally the [AmLastErrorMsg\(\)](#) [page 360] function) to find out if an error occurred (and obtain its associated message).

Example

```
Dim lWord, strMsg, rWord, iPos : ' Declare variables.
strMsg = "Left() Test."
iPos = InStr(1, strMsg, " ") : ' Find space.
lWord = Left(strMsg, iPos - 1) : ' Get left word.
rWord = Right(strMsg, Len(strMsg) - iPos) : ' Get right word.
strMsg=rWord+lWord : ' And swap them
RetVal=strMsg
```

RightPart()

Extracts the portion of a string to the right of the separator specified in the **strSep** parameter.

The search for the separator is performed from right to left.






The search can be made case sensitive using the **bCaseSensitive** parameter.

Internal Basic syntax

Function `RightPart(strFrom As String, strSep As String, bCaseSensitive As Long) As String`

Field of application

Version: 3.5

	Available
AssetCenter API	
Configuration script of a field or link	
"Script" type action	
Deployment workflow	
Wizard script	
FINISH.DO script of a wizard	

Input parameters

- **strFrom**: Source string to be processed.
- **strSep**: Character used as separator in the source string.
- **bCaseSensitive**: Depending on this parameter, the search is case sensitive (=1) or not (=0).

Output parameters

In case of error, there are two possibilities:

- In AssetCenter, the script containing the function is suspended and an error message issued to the user.
- If calling from an external program, you must call the [AmLastError\(\)](#) [page 359] function (and optionally the [AmLastErrorMsg\(\)](#) [page 360] function) to find out if an error occurred (and obtain its associated message).

Example

These examples illustrate use of the **LeftPart**, **LeftPartFromRight**, **RightPart**, and **RightPartFromLeft** functions on the same string: "This_is_a_test":

```
LeftPart("This_is_a_test","_",0)
```

Returns "This".

```
LeftPartFromRight("This_is_a_test","_",0)
```

Returns "This_is_a".

```
RightPart("This_is_a_test","_",0)
```

Returns "test".

```
RightPartFromLeft("This_is_a_test","_",0)
```

Returns "is_a_test".

RightPartFromLeft()

Extracts the portion of a string to the right of the separator specified in the **strSep** parameter.

The search for the separator is performed from left to right.



The search can be made case sensitive using the **bCaseSensitive** parameter.

Internal Basic syntax

Function **RightPartFromLeft**(strFrom As String, strSep As String, bCaseSensitive As Long) As String

Field of application

Version: 3.5

	Available
AssetCenter API	
Configuration script of a field or link	
"Script" type action	

	Available
Deployment workflow	✓
Wizard script	✓
FINISH.DO script of a wizard	✓

Input parameters

- **strFrom**: Source string to be processed.
- **strSep**: Character used as separator in the source string.
- **bCaseSensitive**: Depending on this parameter, the search is case sensitive (=1) or not (=0). By default, this parameter is set to 1.

Output parameters

In case of error, there are two possibilities:

- In AssetCenter, the script containing the function is suspended and an error message issued to the user.
- If calling from an external program, you must call the [AmLastError\(\)](#) [page 359] function (and optionally the [AmLastErrorMsg\(\)](#) [page 360] function) to find out if an error occurred (and obtain its associated message).

Example

These examples illustrate use of the **LeftPart**, **LeftPartFromRight**, **RightPart**, and **RightPartFromLeft** functions on the same string: "This_is_a_test":

```
LeftPart("This_is_a_test","_",0)
```

Returns "This".

```
LeftPartFromRight("This_is_a_test","_",0)
```

Returns "This_is_a".

```
RightPart("This_is_a_test","_",0)
```

Returns "test".

```
RightPartFromLeft("This_is_a_test","_",0)
```

Returns "is_a_test".

RmAllInDir()






This function deletes all items (files and folders) from a folder. The folder itself is not deleted.

Internal Basic syntax

Function RmAllInDir(strRmDirectory As String, bStopIfError As Long) As Long

Field of application

Version: 3.4.0

	Available
AssetCenter API	
Configuration script of a field or link	
"Script" type action	
Deployment workflow	
Wizard script	
FINISH.DO script of a wizard	

Input parameters

- **strRmDirectory**: This parameter contains the full path of the folder concerned by the operation.
- **bStopIfError**: If this parameter is set to 1, the delete operation is suspended if the a file or folder cannot be deleted. If this parameter is set to 0, the operation continues and moves on to the following file or folder.

Output parameters

- 0: Normal execution.
- Other than zero: Error code.

Example

```
RetVal = RmAllInDir("c:\files\test", 1)
```

Rmdir()

Removes an existing directory.

Internal Basic syntax

Function Rmdir(strRmDirectory As String) As Long

Field of application

Version: 3.00

	Available
AssetCenter API	
Configuration script of a field or link	✓
"Script" type action	✓
Deployment workflow	✓
Wizard script	✓
FINISH.DO script of a wizard	✓

Input parameters

- ◆ **strRmDirectory**: Full path of the directory to be removed.

Output parameters

- 0: Normal execution.
- Other than zero: Error code.

Notes



Note:

The directory to be deleted must be empty. Otherwise, the function will not work.

Example

```
RetVal = Rmdir("c: mp")
```

Rnd()

Returns a value containing a random number.

Internal Basic syntax

Function Rnd(dValue As Double) As Double

Field of application

Version: 3.00

	Available
AssetCenter API	
Configuration script of a field or link	
"Script" type action	
Deployment workflow	
Wizard script	

	Available
FINISH.DO script of a wizard	

Input parameters

- ◆ **dValue**: Optional parameter whose value defines the mode of execution of the function:
 - Less than zero: The same number is generated each time.
 - Greater than zero: Next random number in the series.
 - Equal to zero: Last random number generated.
 - Omitted: Next random number in the series.

Output parameters

In case of error, there are two possibilities:

- In AssetCenter, the script containing the function is suspended and an error message issued to the user.
- If calling from an external program, you must call the [AmLastError\(\)](#) [page 359] function (and optionally the [AmLastErrorMsg\(\)](#) [page 360] function) to find out if an error occurred (and obtain its associated message).

Notes

 Note:

Before calling this function, you must use the **Randomize** function, without parameters, to initialize the random number generator.

Voir aussi :

- ◆ [Randomize\(\)](#) [page 643]

See also:

- ◆ [Randomize\(\)](#) [page 643]
- </listitem></listitem>

RoundValue()

This function calculates the rounding value of a number to the number of digits after the decimal point as specified by the **iDigits** parameter.

Internal Basic syntax

Function RoundValue(dValue As Double, iDigits As Long) As Double

Field of application

Version: 3.4.0

	Available
AssetCenter API	
Configuration script of a field or link	✓
"Script" type action	✓
Deployment workflow	✓
Wizard script	✓
FINISH.DO script of a wizard	✓

Input parameters

- **dValue**: This parameter contains the number to be rounded.
- **iDigits**: This parameter contains the number of decimal places to keep for the rounding operation.

Output parameters

In case of error, there are two possibilities:

- In AssetCenter, the script containing the function is suspended and an error message issued to the user.
- If calling from an external program, you must call the [AmLastError\(\)](#) [page 359] function (and optionally the [AmLastErrorMsg\(\)](#) [page 360] function) to find out if an error occurred (and obtain its associated message).

Example

The following example:

```
RetVal = RoundValue(1.2568, 2)
```

returns the value:

```
1.26
```

The following example:

```
RetVal = RoundValue(1.2568, 0)
```

returns the value:

```
1
```

RTrim()

Removes all trailing spaces in a string.

Internal Basic syntax

Function RTrim(strString As String) As String

Field of application

Version: 3.00

	Available
AssetCenter API	
Configuration script of a field or link	✓
"Script" type action	✓
Deployment workflow	✓
Wizard script	✓



Input parameters

- ◆ **strString**: String to process.

Output parameters

In case of error, there are two possibilities:

- In AssetCenter, the script containing the function is suspended and an error message issued to the user.
- If calling from an external program, you must call the [AmLastError\(\)](#) [page 359] function (and optionally the [AmLastErrorMsg\(\)](#) [page 360] function) to find out if an error occurred (and obtain its associated message).

Example

```
' This example uses the LTrim and RTrim functions to strip leading ' and t
railing spaces, respectively, from a string variable.
' It uses the Trim function alone to strip both types of spaces.
' LCase and UCase are also shown in this example as well as the use
' of nested function calls

Dim strString as String
Dim strTrimString as String
strString = " <-Trim-> " :' Initialize string.
strTrimString = LTrim(strString) :' strTrimString = "<-Trim-> ".
strTrimString = LCase(RTrim(strString)) :' strTrimString = " <-trim->".
strTrimString = LTrim(RTrim(strString)) :' strTrimString = "<-Trim->".
' Using the Trim function alone achieves the same result.
strTrimString = UCase(Trim(strString)) :' strTrimString = "<-TRIM->".
RetVal= "|" & strTrimString & "|"
```

Second()

Returns the number of seconds contained in the time expressed by the **tmTime** parameter.

Internal Basic syntax

Function Second(tmTime As Date) As Long

Field of application

Version: 3.00

	Available
AssetCenter API	
Configuration script of a field or link	✓
"Script" type action	✓
Deployment workflow	✓
Wizard script	✓
FINISH.DO script of a wizard	✓

Input parameters

- ◆ **tmTime**: Parameter in Date+Time format to be processed.

Output parameters

In case of error, there are two possibilities:

- In AssetCenter, the script containing the function is suspended and an error message issued to the user.
- If calling from an external program, you must call the [AmLastError\(\)](#) [page 359] function (and optionally the [AmLastErrorMsg\(\)](#) [page 360] function) to find out if an error occurred (and obtain its associated message).

Example

```
Dim strSecond
strSecond=Second(Date())
RetVal=strSecond : 'Returns the number of seconds elapsed in the current hour, for example "30" if the time is 15:45:30
```

SetMaxInst()

This function enables you to set the maximum number of instructions that a Basic script can execute. By default, the number of instructions is limited to 10000.

API syntax

```
long SetMaxInst(long IMaxInst);
```

Internal Basic syntax

Function SetMaxInst(IMaxInst As Long) As Long

Field of application

Version: 4.3.0

	Available
AssetCenter API	✓
Configuration script of a field or link	✓
"Script" type action	✓
Deployment workflow	
Wizard script	✓
FINISH.DO script of a wizard	✓

Input parameters

- ◆ **IMaxInst:** This parameter contains the maximum number of instructions that can be executed by a script.

Output parameters

- 0: Normal execution.

- Other than zero: Error code.

Notes

 Note:

If you set the **IMaxInst** parameter to "0", the number of instructions that a script can execute is unlimited.

SetSubList()






Defines the values of a sublist for a "ListBox" control.

Internal Basic syntax

Function SetSubList(strValues As String, strRows As String, strRowFormat As String) As String

Field of application

Version: 3.5

	Available
AssetCenter API	
Configuration script of a field or link	
"Script" type action	
Deployment workflow	
Wizard script	
FINISH.DO script of a wizard	

Input parameters

- **strValues**: Source string containing the values of a "ListBox" control to be processed.

- **strRows:** List of values to add to or replace the characters contained in the string in the **strValues** parameter. The values are separated by the "|" character. The lines that are processed are identified by their identifier, situated to the right of the "=" sign. Unknown lines are not processed.
- **strRowFormat:** Formatting instructions for the sublist. Instructions are separated by the "|" character. This parameter has the following characteristics:
 - "1" represents the information contained in the first column of the sublist.
 - "i-j" can be used to define a group of columns.
 - "-" takes all columns into account.
 - An unknown column does not return a value.

Output parameters

In case of error, there are two possibilities:

- In AssetCenter, the script containing the function is suspended and an error message issued to the user.
- If calling from an external program, you must call the [AmLastError\(\)](#) [page 359] function (and optionally the [AmLastErrorMsg\(\)](#) [page 360] function) to find out if an error occurred (and obtain its associated message).

Example

```
Dim MyStr
MyStr=SetSubList("a1|a2|a3=a0,b1|b2|b3=b0,c1|c2|c3=c0", "A2|A1=a0, B2|B1=b0", "2|1") : 'Returns "A1|A2|a3=a0,B1|B2|b3=b0,c1|c2|c3=c0"
MyStr=SetSubList("a1|a2|a3=a0,b1|b2|b3=b0,c1|c2|c3=c0", "Z2=*,B2=b0", "2") : 'Returns "a1|Z2|a3=a0,b1|B2|b3=b0,c1|Z2|c3=c0"
MyStr=SetSubList("a1|a2|a3=a0,b1|b2|b3=b0,c1|c2|c3=c0", "B5|B6|B7=b0,C5|C6,C7=c0", "5-7") : 'Returns "a1|a2|a3=a0,b1|b2|b3|B5|B6|B7=b0,c1|c2|c3|C5|C6|C7=c0"
MyStr=SetSubList("a1|a2|a3=a0,b1|b2|b3=b0,c1|c2|c3=c0", "B1|B2|B3|B4=b0", "-") : 'Returns "a1|a2|a3=a0,B1|B2|B3|B4=b0,c1|c2|c3=c0"
MyStr=SetSubList("A|B|C,D|E|F", "X=*", "2") : 'Returns "A|X|C,D|X|F"
RetVal=""
```

Sgn()

Returns a value indicating the sign of a number.

Internal Basic syntax

Function Sgn(dValue As Double) As Double

Field of application

Version: 3.00

	Available
AssetCenter API	
Configuration script of a field or link	✓
"Script" type action	✓
Deployment workflow	✓
Wizard script	✓
FINISH.DO script of a wizard	✓

Input parameters

- ◆ **dValue**: Number whose sign you want know.

Output parameters

The function can return one of the following values:

- 1: The number is greater than zero.
- 0: The number is equal to zero
- -1: The number is less than zero.

Example

```
Dim dNumber as Double
dNumber=-256
RetVal=Sgn(dNumber)
```

Shell()






Launches an executable program.

Internal Basic syntax

Function Shell(strExec As String, bShowWindow As Long, bBackground As Long) As Long

Field of application

Version: 3.00

	Available
AssetCenter API	
Configuration script of a field or link	
"Script" type action	
Deployment workflow	
Wizard script	
FINISH.DO script of a wizard	

Input parameters

- **strExec**: Full path of the executable to be launched.
- **bShowWindow**: If this parameter is set to 1 (default value), the command box is displayed when the program is launched. If this parameter is set to 0, the command box is not displayed.
- **bBackground**: If this parameter is set to 1 (default value), the function waits for the end of execution of the program before giving you back control (synchronous execution). If this parameter is set to 0, the program is executed asynchronously.

Output parameters

In case of error, there are two possibilities:

- In AssetCenter, the script containing the function is suspended and an error message issued to the user.
- If calling from an external program, you must call the [AmLastError\(\)](#) [page 359] function (and optionally the [AmLastErrorMsg\(\)](#) [page 360] function) to find out if an error occurred (and obtain its associated message).

Example

```
Dim MyId
MyId=Shell("C:\WinNT\explorer.exe")
RetVal=""
```

Sin()





Returns the sine of a number that is expressed in radians.

Internal Basic syntax

Function Sin(dValue As Double) As Double

Field of application

Version: 3.00

	Available
AssetCenter API	
Configuration script of a field or link	
"Script" type action	
Deployment workflow	
Wizard script	

	Available
FINISH.DO script of a wizard	

Input parameters

- ◆ **dValue:** Number whose sine you want to know.

Output parameters

In case of error, there are two possibilities:

- In AssetCenter, the script containing the function is suspended and an error message issued to the user.
- If calling from an external program, you must call the [AmLastError\(\)](#) [page 359] function (and optionally the [AmLastErrorMsg\(\)](#) [page 360] function) to find out if an error occurred (and obtain its associated message).

Notes



The conversion formula for degrees to radians is the following:

```
angle in radians = (angle en degrees) * Pi / 180
```

Example

```
Dim dCalc as Double  
dCalc=Sin(2.79)  
RetVal=dCalc
```

Space()

Creates a string including the number of spaces indicated by the **iSpace** parameter.

Internal Basic syntax

Function Space(iCount As Long) As String

Field of application

Version: 3.00

	Available
AssetCenter API	
Configuration script of a field or link	✓
"Script" type action	✓
Deployment workflow	✓
Wizard script	✓
FINISH.DO script of a wizard	✓

Input parameters

- ◆ **iCount**: Number of spaces to be inserted into the string.

Output parameters

In case of error, there are two possibilities:

- In AssetCenter, the script containing the function is suspended and an error message issued to the user.
- If calling from an external program, you must call the [AmLastError\(\)](#) [page 359] function (and optionally the [AmLastErrorMsg\(\)](#) [page 360] function) to find out if an error occurred (and obtain its associated message).

Notes

 **Note:**

This function can be used to format strings or to delete date in fixed length strings.

Example

```
Dim MyString
' Returns a string of 10 spaces.
MyString = Space(10)
' Inserts 10 spaces between two strings.
MyString = "Space" & Space(10) & "inserted"
RetVal=MyString
```

Sqr()

Returns the square root of a number.

Internal Basic syntax

Function Sqr(dValue As Double) As Double

Field of application

Version: 3.00

	Available
AssetCenter API	
Configuration script of a field or link	✓
"Script" type action	✓
Deployment workflow	✓
Wizard script	✓
FINISH.DO script of a wizard	✓

Input parameters

- ◆ **dValue**: Number whose square root you want to know.

Output parameters

In case of error, there are two possibilities:

- In AssetCenter, the script containing the function is suspended and an error message issued to the user.
- If calling from an external program, you must call the [AmLastError\(\)](#) [page 359] function (and optionally the [AmLastErrorMsg\(\)](#) [page 360] function) to find out if an error occurred (and obtain its associated message).

Example

```
Dim dCalc as Double
dCalc=Sqr(81)
RetVal=dCalc
```

Str()

Converts a number to a string.

Internal Basic syntax

Function Str(strValue As String) As String

Field of application

Version: 3.00

	Available
AssetCenter API	
Configuration script of a field or link	✓
"Script" type action	✓
Deployment workflow	✓
Wizard script	✓



Input parameters

- ◆ **strValue**: Number to convert to a string.

Output parameters

In case of error, there are two possibilities:

- In AssetCenter, the script containing the function is suspended and an error message issued to the user.
- If calling from an external program, you must call the [AmLastError\(\)](#) [page 359] function (and optionally the [AmLastErrorMsg\(\)](#) [page 360] function) to find out if an error occurred (and obtain its associated message).

Example

```
Dim dNumber as Double
dNumber=Cos(2.79)
RetVal=Str(dCalc)
```

StrComp()

Compares two strings.

Internal Basic syntax

Function StrComp(strString1 As String, strString2 As String, iOptionCompare As Long) As Long

Field of application

Version: 3.00

	Available
AssetCenter API	
Configuration script of a field or link	✓
"Script" type action	✓
Deployment workflow	✓
Wizard script	✓
FINISH.DO script of a wizard	✓

Input parameters

- **strString1**: First string.
- **strString2**: Second string.
- **iOptionCompare**: Comparison type. This parameter can be set to "0" for a binary comparison, or "1" for a text comparison.

Output parameters

- -1: **strString1** is greater than **strString2**.
- 0: **strString1** is equal to **strString2**.
- 1: **strString1** is less than **strString2**.

String()

String returns a string consisting of the **strString** character repeated over and over **iCount** times.

Internal Basic syntax

Function String(**iCount** As Long, **strString** As String) As String

Field of application

Version: 3.00

	Available
AssetCenter API	
Configuration script of a field or link	✓
"Script" type action	✓
Deployment workflow	✓
Wizard script	✓
FINISH.DO script of a wizard	✓

Input parameters

- **iCount**: Number of occurrences of the character **strString**.
- **strString**: Character used to compose the string.

Output parameters

In case of error, there are two possibilities:

- In AssetCenter, the script containing the function is suspended and an error message issued to the user.
- If calling from an external program, you must call the [AmLastError\(\)](#) [page 359] function (and optionally the [AmLastErrorMsg\(\)](#) [page 360] function) to find out if an error occurred (and obtain its associated message).

Example

```
Dim iCount as Integer
Dim strTest as String
strTest="T"
iCount=5
RetVal=String(iCount, strTest)
```

SubList()






Returns a sublist of a list of values contained in a string representing the values of a "ListBox" control.

Internal Basic syntax

Function SubList(strValues As String, strRows As String, strRowFormat As String) As String

Field of application

Version: 3.5

	Available
AssetCenter API	
Configuration script of a field or link	
"Script" type action	
Deployment workflow	
Wizard script	
FINISH.DO script of a wizard	

Input parameters

- **strValues:** Source string containing the values of a "ListBox" control to be processed.
- **strRows:** Identifiers of lines to be included in the sublist. The identifiers are separated by commas. Certain wildcard characters can be used:
 - "*" includes all identifiers in the sublist.
 - An unknown identifier returns an empty value for the sublist.
- **strRowFormat:** Formatting instructions for the sublist. Instructions are separated by the "|" character. This parameter has the following characteristics:
 - "1" represents the information contained in the first column of the list from which we are extracting a sublist.
 - "0" represents the identifier of the line in the list from which we are extracting a sublist.
 - "*" represents the information contained in all the columns (except the line identifier).
 - An unknown column does not return a value.

Output parameters

In case of error, there are two possibilities:

- In AssetCenter, the script containing the function is suspended and an error message issued to the user.
- If calling from an external program, you must call the `AmLastError()` [page 359] function (and optionally the `AmLastErrorMsg()` [page 360] function) to find out if an error occurred (and obtain its associated message).

Example

```
Dim MyStr
MyStr=SubList ("a1|a2|a3=a0,b1|b2|b3=b0,c1|c2|c3=c0", "a0,b0,a0", "3|2|3")
:'Returns "a3|a2|a3,b3|b2|b3,a3|a2|a3"
MyStr=SubList ("a1|a2|a3=a0,b1|b2|b3=b0,c1|c2|c3=c0", "*", "*|0") :'Returns
"a1|a2|a3|a0,b1|b2|b3|b0,c1|c2|c3|c0"
MyStr=SubList ("a1|a2|a3=a0,b1|b2|b3=b0,c1|c2|c3=c0", "*", "*=0") :'Returns
"a1|a2|a3=a0,b1|b2|b3=b0,c1|c2|c3=c0"
MyStr=SubList ("a1|a2|a3=a0,b1|b2|b3=b0,c1|c2|c3=c0", "*", "999=0") :'Returns
"=a0,=b0,=c0"
MyStr=SubList ("a1|a2|a3=a0,b1|b2|b3=b0,c1|c2|c3=c0", "z0", "*=0") :'Returns
" "
MyStr=SubList ("a1|a2|a3=a0,b1|b2|b3=b0,c1|c2|c3=c0", "*", "=1") :'Returns
"=a1,=b1,=c1"
MyStr=SubList ("A|B|C,D|E|F", "*", "2=0") :'Returns "B,E"
RetVal=" "
```

SystemEnumToComboBox()



This function reorganizes the items of a system itemized list so that they are in a format compatible with the wizard list-control. This enables you to display the values of system itemized lists in drop-down lists in wizards.

Internal Basic syntax

Function `SystemEnumToComboBox(strFormat As String) As String`

Field of application

Version: 4.3.0

	Available
AssetCenter API	
Configuration script of a field or link	
"Script" type action	
Deployment workflow	
Wizard script	
FINISH.DO script of a wizard	

Input parameters

- ◆ **strFormat**: This parameter contains the list of entries of the system itemized list. It is better if this parameter contains the result of execution of the **AmGetFieldFormat()** function.

Output parameters

In case of error, there are two possibilities:

- In AssetCenter, the script containing the function is suspended and an error message issued to the user.
- If calling from an external program, you must call the [AmLastError\(\)](#) [page 359] function (and optionally the [AmLastErrorMsg\(\)](#) [page 360] function) to find out if an error occurred (and obtain its associated message).

Example

The following example takes the values of the seStatus system itemized list in the amWorkOrder table and reorganizes them in a format that is compatible with the wizard list-control:

```
Dim strFormat As String
strFormat = AmGetFieldFormat (AmGetFieldFromName (AmGetTableFromName ("amWorkOrder"), "seStatus"))
RetVal = SysEnumToComboBox (strFormat)
```

Tan()

Returns the tangent of a number expressed in radians.

Internal Basic syntax

Function Tan(dValue As Double) As Double

Field of application

Version: 3.00

	Available
AssetCenter API	
Configuration script of a field or link	✓
"Script" type action	✓
Deployment workflow	✓
Wizard script	✓
FINISH.DO script of a wizard	✓

Input parameters

- ◆ **dValue**: Number whose tangent you want to know.

Output parameters

In case of error, there are two possibilities:

- In AssetCenter, the script containing the function is suspended and an error message issued to the user.
- If calling from an external program, you must call the [AmLastError\(\)](#) [page 359] function (and optionally the [AmLastErrorMsg\(\)](#) [page 360] function) to find out if an error occurred (and obtain its associated message).

Notes

 Note:

The conversion formula for degrees to radians is the following:

```
angle in radians = (angle en degrees) * Pi / 180
```

Example

```
Dim dCalc as Double
dCalc=Tan(2.79)
RetVal=dCalc
```

Time()




Returns the current time.

Internal Basic syntax

Function Time() As Date

Field of application

Version: 3.00

	Available
AssetCenter API	
Configuration script of a field or link	
"Script" type action	
Deployment workflow	
Wizard script	

	Available
FINISH.DO script of a wizard	

Output parameters

In case of error, there are two possibilities:

- In AssetCenter, the script containing the function is suspended and an error message issued to the user.
- If calling from an external program, you must call the [AmLastError\(\)](#) [page 359] function (and optionally the [AmLastErrorMsg\(\)](#) [page 360] function) to find out if an error occurred (and obtain its associated message).

Example

```
RetVal = Time()
```

Timer()





Returns the number of seconds elapsed since 12:00 AM.

Internal Basic syntax

Function Timer() As Double

Field of application

Version: 3.00

	Available
AssetCenter API	
Configuration script of a field or link	
"Script" type action	
Deployment workflow	
Wizard script	

	Available
FINISH.DO script of a wizard	

Output parameters

In case of error, there are two possibilities:

- In AssetCenter, the script containing the function is suspended and an error message issued to the user.
- If calling from an external program, you must call the [AmLastError\(\)](#) [page 359] function (and optionally the [AmLastErrorMsg\(\)](#) [page 360] function) to find out if an error occurred (and obtain its associated message).

Example

```
RetVal = Timer()
```

TimeSerial()



This function returns a time formatted according to the **iHour**, **iMinute** and **iSecond** parameters.

Internal Basic syntax

Function TimeSerial(iHour As Long, iMinute As Long, iSecond As Long) As Date

Field of application

Version: 3.00

	Available
AssetCenter API	
Configuration script of a field or link	
"Script" type action	

	Available
Deployment workflow	✓
Wizard script	✓
FINISH.DO script of a wizard	✓

Input parameters

- **iHour**: Hour.
- **iMinute**: Minutes.
- **iSecond**: Seconds.

Output parameters

In case of error, there are two possibilities:

- In AssetCenter, the script containing the function is suspended and an error message issued to the user.
- If calling from an external program, you must call the [AmLastError\(\)](#) [page 359] function (and optionally the [AmLastErrorMsg\(\)](#) [page 360] function) to find out if an error occurred (and obtain its associated message).

Example

Each of these parameters can be set to a numeric expression representing a number of hours, minutes or seconds. Thus in the following example:

```
TimeSerial(12-8, -10, 0)
```

Returns the value:

```
3:50:00
```

When the value of a parameter is out of the expected range (i.e. 0-59 for minutes and seconds and 0-23 for hours), it is converted to the parameter the next up. Thus, if you enter "75" for the **iMinute** parameter, it will be interpreted as 1 hour and 15 minutes.

The following example:

```
TimeSerial(16, 50, 45)
```

Returns the value:

```
16:50:45
```

TimeValue()

This function returns the time portion of a "Date+Time" value.

Internal Basic syntax

Function TimeValue(tmTime As Date) As Date

Field of application

Version: 3.00

	Available
AssetCenter API	
Configuration script of a field or link	✓
"Script" type action	✓
Deployment workflow	✓
Wizard script	✓
FINISH.DO script of a wizard	✓

Input parameters

- ◆ **tmTime**: "Date+Time" format date.

Output parameters

In case of error, there are two possibilities:

- In AssetCenter, the script containing the function is suspended and an error message issued to the user.
- If calling from an external program, you must call the [AmLastError\(\)](#) [page 359] function (and optionally the [AmLastErrorMsg\(\)](#) [page 360] function) to find out if an error occurred (and obtain its associated message).

Example

The following example:

```
TimeValue ("1999/09/24 15:00:00")
```

Returns the value:

```
15:00:00
```

ToSmart()

This function reformats a source string by capitalizing the first letter of each word.

Internal Basic syntax

Function ToSmart(strString As String) As String

Field of application

Version: 3.5

	Available
AssetCenter API	
Configuration script of a field or link	✓
"Script" type action	✓
Deployment workflow	✓
Wizard script	✓
FINISH.DO script of a wizard	✓

Input parameters

- ◆ **strString**: Source string to reformat.

Output parameters

In case of error, there are two possibilities:

- In AssetCenter, the script containing the function is suspended and an error message issued to the user.
- If calling from an external program, you must call the [AmLastError\(\)](#) [page 359] function (and optionally the [AmLastErrorMsg\(\)](#) [page 360] function) to find out if an error occurred (and obtain its associated message).

Example

The following example:

```
RetVal = ToSmart ("hello world")
```

returns the value:

```
Hello World
```

Trim()

Returns a copy a string with the leading and trailing spaces removed.

Internal Basic syntax

Function Trim(strString As String) As String

Field of application

Version: 3.00

	Available
AssetCenter API	
Configuration script of a field or link	✓
"Script" type action	✓
Deployment workflow	✓
Wizard script	✓



Input parameters

- ◆ **strString**: String to process.

Output parameters

In case of error, there are two possibilities:

- In AssetCenter, the script containing the function is suspended and an error message issued to the user.
- If calling from an external program, you must call the [AmLastError\(\)](#) [page 359] function (and optionally the [AmLastErrorMsg\(\)](#) [page 360] function) to find out if an error occurred (and obtain its associated message).

Example

```
' This example uses the LTrim and RTrim functions to strip leading ' and t
railing spaces, respectively, from a string variable.
' It uses the Trim function alone to strip both types of spaces.
' LCase and UCase are also shown in this example as well as the use
' of nested function calls

Dim strString as String
Dim strTrimString as String
strString = " <-Trim-> " :' Initialize string.
strTrimString = LTrim(strString) :' strTrimString = "<-Trim-> ".
strTrimString = LCase(RTrim(strString)) :' strTrimString = " <-trim->".
strTrimString = LTrim(RTrim(strString)) :' strTrimString = "<-Trim->".
' Using the Trim function alone achieves the same result.
strTrimString = UCase(Trim(strString)) :' strTrimString = "<-TRIM->".
RetVal= "|" & strTrimString & "|"
```

UCase()

Returns a copy of a sting in which all lowercase characters are converted to uppercase.

Internal Basic syntax

Function UCase(strString As String) As String

Field of application

Version: 3.00

	Available
AssetCenter API	
Configuration script of a field or link	✓
"Script" type action	✓
Deployment workflow	✓
Wizard script	✓
FINISH.DO script of a wizard	✓

Input parameters

- ◆ **strString**: Character string to convert to uppercase.

Output parameters

In case of error, there are two possibilities:

- In AssetCenter, the script containing the function is suspended and an error message issued to the user.
- If calling from an external program, you must call the [AmLastError\(\)](#) [page 359] function (and optionally the [AmLastErrorMsg\(\)](#) [page 360] function) to find out if an error occurred (and obtain its associated message).

Example

```
' This example uses the LTrim and RTrim functions to strip leading ' and t
' railing spaces, respectively, from a string variable.
' It uses the Trim function alone to strip both types of spaces.
' LCase and UCase are also shown in this example as well as the use
' of nested function calls

Dim strString as String
```

```
Dim strTrimString as String
strString = " <-Trim-> " :' Initialize string.
strTrimString = LTrim(strString) :' strTrimString = "<-Trim-> ".
strTrimString = LCase(RTrim(strString)) :' strTrimString = " <-trim->".
strTrimString = LTrim(RTrim(strString)) :' strTrimString = "<-Trim->".
' Using the Trim function alone achieves the same result.
strTrimString = UCase(Trim(strString)) :' strTrimString = "<-TRIM->".
RetVal= "|" & strTrimString & "|"
```

UnEscapeSeparators()






Deletes all the escape characters from a string.

Internal Basic syntax

Function UnEscapeSeparators(strSource As String, strEscChar As String) As String

Field of application

Version: 3.5

	Available
AssetCenter API	
Configuration script of a field or link	
"Script" type action	
Deployment workflow	
Wizard script	
FINISH.DO script of a wizard	

Input parameters

- **strSource**: Character string to process.
- **strEscChar**: Escape character to be deleted.

Output parameters

In case of error, there are two possibilities:

- In AssetCenter, the script containing the function is suspended and an error message issued to the user.
- If calling from an external program, you must call the [AmLastError\(\)](#) [page 359] function (and optionally the [AmLastErrorMsg\(\)](#) [page 360] function) to find out if an error occurred (and obtain its associated message).

Example

```
Dim MyStr
MyStr=UnEscapeSeparators("you\|me\|you\|", "\") : 'Returns "you|me|you|"
RetVal=""
```

Union()

Merges two strings delimited by separators. Duplicates are deleted.

Internal Basic syntax

Function Union(strListOne As String, strListTwo As String, strSeparator As String, strEscChar As String) As String

Field of application

Version: 3.5

	Available
AssetCenter API	
Configuration script of a field or link	✓
"Script" type action	✓
Deployment workflow	✓
Wizard script	✓



Input parameters

- **strListOne**: First string.
- **strListTwo**: Second string.
- **strSeparator**: Separator used to delimit the elements contained in the strings.
- **strEscChar**: Escape character. If this character prefixes the separator, it will be ignored.

Output parameters

In case of error, there are two possibilities:

- In AssetCenter, the script containing the function is suspended and an error message issued to the user.
- If calling from an external program, you must call the [AmLastError\(\)](#) [page 359] function (and optionally the [AmLastErrorMsg\(\)](#) [page 360] function) to find out if an error occurred (and obtain its associated message).

Example

```
Dim MyStr
MyStr=Union("a1|a2,b1|b2", "a1|a3,b1|b2", ",", "\") : 'Returns "a1|a2,b1|b2
,a1|a3"
MyStr=Union("a1|a2,b1|b2", "a1|a3\",b1|b2", ",", "\") : 'Returns "a1|a2,b1|b
2,a1|a3\",b1|b2"
RetVal=""
```

UTCToLocalDate()

This function converts a date in UTC format (time-zone independent) to a "Date+Time" format date.

Internal Basic syntax

Function UTCToLocalDate(tmUTC As Date) As Date

Field of application

Version: 3.5

	Available
AssetCenter API	
Configuration script of a field or link	✓
"Script" type action	✓
Deployment workflow	✓
Wizard script	✓
FINISH.DO script of a wizard	✓

Input parameters

- ◆ **tmUTC**: Date in UTC format.

Output parameters

In case of error, there are two possibilities:

- In AssetCenter, the script containing the function is suspended and an error message issued to the user.
- If calling from an external program, you must call the [AmLastError\(\)](#) [page 359] function (and optionally the [AmLastErrorMsg\(\)](#) [page 360] function) to find out if an error occurred (and obtain its associated message).

Example

```
RetVal = UTCToLocaldate([DateTime])
```

Val()

Converts a string representing a number to a double.

Internal Basic syntax

Function Val(strString As String) As Double

Field of application

Version: 3.00

	Available
AssetCenter API	
Configuration script of a field or link	✓
"Script" type action	✓
Deployment workflow	✓
Wizard script	✓
FINISH.DO script of a wizard	✓

Input parameters

- ◆ **strString**: Character string to convert.

Output parameters

In case of error, there are two possibilities:

- In AssetCenter, the script containing the function is suspended and an error message issued to the user.
- If calling from an external program, you must call the [AmLastError\(\)](#) [page 359] function (and optionally the [AmLastErrorMsg\(\)](#) [page 360] function) to find out if an error occurred (and obtain its associated message).

Example

```
Dim strYear
Dim dYear as Double
strYear=Year(Date())
dYear=Val(strYear)
RetVal=dYear : 'Returns the current year
```

WeekDay()






Returns the day of the week contained in the date expressed by the **tmDate** parameter.

Internal Basic syntax

Function WeekDay(tmDate As Date) As Long

Field of application

Version: 3.00

	Available
AssetCenter API	
Configuration script of a field or link	
"Script" type action	
Deployment workflow	
Wizard script	
FINISH.DO script of a wizard	

Input parameters

- ◆ **tmDate**: Parameter in Date+Time format to be processed.

Output parameters

The number returned corresponds to a day of the week where "1" represents Sunday, "2" Tuesday, ..., "7" Saturday.

Example

```
Dim strWeekDay
strWeekDay=WeekDay(Date())
RetVal=strWeekDay : 'Returns the day of the week
```

Year()

Returns the year contained in the value expressed by the **tmDate** parameter.

Internal Basic syntax

Function Year(tmDate As Date) As Long

Field of application

Version: 3.00

	Available
AssetCenter API	
Configuration script of a field or link	✓
"Script" type action	✓
Deployment workflow	✓
Wizard script	✓
FINISH.DO script of a wizard	✓

Input parameters

- ◆ **tmDate**: Parameter in Date+Time format to be processed.

Output parameters

In case of error, there are two possibilities:

- In AssetCenter, the script containing the function is suspended and an error message issued to the user.
- If calling from an external program, you must call the [AmLastError\(\)](#) [page 359] function (and optionally the [AmLastErrorMsg\(\)](#) [page 360] function) to find out if an error occurred (and obtain its associated message).

Example

```
Dim strYear
strYear=Year(Date())
RetVal=strYear : 'Returns the current year
```

- [Abs](#)
- [AmActionDde](#)
- [AmActionExec](#)
- [AmActionMail](#)
- [AmActionPrint](#)
- [AmActionPrintPreview](#)
- [AmActionPrintTo](#)
- [AmAddAllPOLinesToInv](#)
- [AmAddCatRefAndCompositionToPOrder](#)
- [AmAddCatRefToPOrder](#)
- [AmAddEstimLinesToPO](#)
- [AmAddEstimLineToPO](#)
- [AmAddLicContentToRequest](#)
- [AmAddPOLineToInv](#)
- [AmAddPOrderLineToReceipt](#)
- [AmAddReceiptLineToInvoice](#)
- [AmAddReqLinesToEstim](#)
- [AmAddReqLinesToPO](#)
- [AmAddReqLineToEstim](#)
- [AmAddReqLineToPO](#)
- [AmAddRequestLineToPOrder](#)
- [AmAddTemplateToPOrder](#)

- `AmAddTemplateToRequest`
- `AmArchiveRecord`
- `AmAttribCmdAvailability`
- `AmBackupRecord`
- `AmBuildNumber`
- `AmBusinessSecondsInDay`
- `AmCalcConsolidatedFeature`
- `AmCalcDepr`
- `AmCalculateCatRefQty`
- `AmCalculateReqLineQty`
- `AmCbkJReplayEvent`
- `AmCheckTraceDone`
- `AmCleanup`
- `AmClearLastError`
- `AmCloseAllChildren`
- `AmCloseConnection`
- `AmCommit`
- `AmComputeAllLicAndInstallCounts`
- `AmComputeLicAndInstallCounts`
- `AmConnectionName`
- `AmConnectTrace`
- `AmConvertCurrency`
- `AmConvertDateBasicToUnix`
- `AmConvertDateIntlToUnix`
- `AmConvertDateStringToUnix`
- `AmConvertDateUnixToBasic`
- `AmConvertDateUnixToIntl`
- `AmConvertDateUnixToString`
- `AmConvertDoubleToString`
- `AmConvertMonetaryToString`
- `AmConvertStringToDouble`
- `AmConvertStringToMonetary`
- `AmCounter`
- `AmCreateAssetPort`
- `AmCreateAssetsAwaitingDelivery`

- AmCreateCable
- AmCreateCableBundle
- AmCreateCableLink
- AmCreateDelivFromPO
- AmCreateDevice
- AmCreateDeviceLink
- AmCreateEstimFromReq
- AmCreateEstimsFromAllReqLines
- AmCreateInvFromPO
- AmCreateLink
- AmCreateOrUpdateInvoiceFromReceipt
- AmCreatePOFromEstim
- AmCreatePOFromReq
- AmCreatePOOrderFromRequest
- AmCreatePOOrdersFromRequest
- AmCreatePOsFromAllReqLines
- AmCreateProjectCable
- AmCreateProjectDevice
- AmCreateProjectTrace
- AmCreateReceiptFromPOOrder
- AmCreateRecord
- AmCreateRequestToInvoice
- AmCreateRequestToPOOrder
- AmCreateRequestToReceipt
- AmCreateReturnFromReceipt
- AmCreateTraceHist
- AmCreateTraceLink
- AmCryptPassword
- AmCurrentDate
- AmCurrentIsoLang
- AmCurrentLanguage
- AmCurrentServerDate
- AmDaDepAddComputers
- AmDaDepCopyInstance
- AmDaDepCreatelInstance

- AmDateAdd
- AmDateAddLogical
- AmDateDiff
- AmDbExecAql
- AmDbGetDate
- AmDbGetDouble
- AmDbGetList
- AmDbGetListEx
- AmDbGetLong
- AmDbGetPk
- AmDbGetString
- AmDbGetStringEx
- AmDeadline
- AmDecrementLogLevel
- AmDefAssignee
- AmDefaultCurrency
- AmDefEscalationScheme
- AmDefGroup
- AmDeleteLink
- AmDeleteRecord
- AmDisconnectTrace
- AmDuplicateRecord
- AmEndOfNthBusinessDay
- AmEnumValList
- AmEvalScript
- AmExecTransition
- AmExecuteActionById
- AmExecuteActionByName
- AmExportDocument
- AmExportReport
- AmFindCable
- AmFindDevice
- AmFindRootLink
- AmFindTermDevice
- AmFindTermField

- **AmFlushTransaction**
- **AmFormatCurrency**
- **AmFormatLong**
- **AmGeneratePlanningData**
- **AmGenSqlName**
- **AmGetCatRef**
- **AmGetCatRefFromCatProduct**
- **AmGetComputeString**
- **AmGetCurrentNTDomain**
- **AmGetCurrentNTUser**
- **AmGetFeat**
- **AmGetFeatCount**
- **AmGetField**
- **AmGetFieldCount**
- **AmGetFieldDateOnlyValue**
- **AmGetFieldDateValue**
- **AmGetFieldDescription**
- **AmGetFieldDoubleValue**
- **AmGetFieldFormat**
- **AmGetFieldFormatFromName**
- **AmGetFieldFromName**
- **AmGetFieldLabel**
- **AmGetFieldLabelFromName**
- **AmGetFieldLongValue**
- **AmGetFieldName**
- **AmGetFieldRights**
- **AmGetFieldSize**
- **AmGetFieldSqlName**
- **AmGetFieldStrValue**
- **AmGetFieldType**
- **AmGetFieldUserType**
- **AmGetForeignKey**
- **AmGetIndex**
- **AmGetIndexCount**
- **AmGetIndexField**

- AmGetIndexFieldCount
- AmGetIndexFlags
- AmGetIndexName
- AmGetLink
- AmGetLinkCardinality
- AmGetLinkCount
- AmGetLinkDstField
- AmGetLinkFeatureValue
- AmGetLinkFromName
- AmGetLinkType
- AmGetMainField
- AmGetMemoField
- AmGetNextAssetPin
- AmGetNextAssetPort
- AmGetNextCableBundle
- AmGetNextCablePair
- AmGetNTDomains
- AmGetNTMachinesInDomain
- AmGetNTUsersInDomain
- AmGetPOLinePrice
- AmGetPOLinePriceCur
- AmGetPOLineReference
- AmGetRecordFromMainId
- AmGetRecordHandle
- AmGetRecordId
- AmGetRelDstField
- AmGetRelSrcField
- AmGetRelTable
- AmGetReverseLink
- AmGetScriptValue
- AmGetSelfFromMainId
- AmGetSourceTable
- AmGetTable
- AmGetTableCount
- AmGetTableDescription

- AmGetTableFromName
- AmGetTableLabel
- AmGetTableName
- AmGetTableRights
- AmGetTableSqlName
- AmGetTargetTable
- AmGetTrace
- AmGetTraceFromHist
- AmGetTypedLinkField
- AmGetUserEnvSessionItem
- AmGetVersion
- AmHasAdminPrivilege
- AmHasRelTable
- AmHasRightsForCreation
- AmHasRightsForDeletion
- AmHasRightsForFieldUpdate
- AmHelpdeskCanCloseFile
- AmHelpdeskCanProceed
- AmHelpdeskCanSaveCall
- AmlImportDocument
- AmlImportReport
- AmlIncrementLogLevel
- AmlInsertRecord
- AmlInstantiateReqLine
- AmlInstantiateRequest
- AmlIsConnected
- AmlIsFieldForeignKey
- AmlIsFieldIndexed
- AmlIsFieldPrimaryKey
- AmlIsHelpdeskAdmin
- AmlIsHelpdeskMember
- AmlIsHelpdeskSuper
- AmlIsLink
- AmlIsModuleAuthorized
- AmlIsTypedLink

- AmLastError
- AmLastErrorMsg
- AmListToString
- AmLog
- AmLoginId
- AmLoginName
- AmMapSubReqLineAgent
- AmMoveCable
- AmMoveDevice
- AmMsgBox
- AmOpenConnection
- AmOpenScreen
- AmOverflowTables
- AmPagePath
- AmProgress
- AmPurgeRecord
- AmQueryCreate
- AmQueryExec
- AmQueryGet
- AmQueryNext
- AmQuerySetAddMainField
- AmQuerySetFullMemo
- AmQueryStartTable
- AmQueryStop
- AmReceiveAllPOLines
- AmReceivePOLine
- AmRefreshAllCaches
- AmRefreshLabel
- AmRefreshProperty
- AmRefreshTraceHist
- AmReleaseHandle
- AmRemoveCable
- AmRemoveDevice
- AmResetPassword
- AmResetUserEnvSession

- `AmResetUserPassword`
- `AmRestoreRecord`
- `AmReturnAsset`
- `AmReturnContract`
- `AmReturnPortfolioItem`
- `AmReturnTraining`
- `AmReturnWorkOrder`
- `AmRevCryptPassword`
- `AmRgbColor`
- `AmRollback`
- `AmSetFieldDateOnlyValue`
- `AmSetFieldDateValue`
- `AmSetFieldDoubleValue`
- `AmSetFieldLongValue`
- `AmSetFieldStrValue`
- `AmSetLinkFeatureValue`
- `AmSetProperty`
- `AmSetUserEnvSessionItem`
- `AmShowCableCrossConnect`
- `AmShowDeviceCrossConnect`
- `AmSqlTextConst`
- `AmStandIn`
- `AmStandInGroup`
- `AmStartTransaction`
- `AmStartup`
- `AmTableDesc`
- `AmTaxRate`
- `AmUpdateDetail`
- `AmUpdateLossLines`
- `AmUpdateRecord`
- `AmUpdateUser`
- `AmValueOf`
- `AmWizChain`
- `AmWorkTimeSpanBetween`
- `AppendOperand`

- ApplyNewVals
- Asc
- Atn
- BasicToLocalDate
- BasicToLocalTime
- BasicToLocalTimeStamp
- Beep
- CDbI
- ChDir
- ChDrive
- Chr
- Clnt
- CLng
- Cos
- CountOccurrences
- CountValues
- CSng
- CStr
- CurDir
- CVar
- DaContext
- DaCopy
- DaDbDeleteList
- DaDbGetList
- DaDbSetList
- DaDelete
- DaDownload
- DaDumpContext
- DaExec
- DaExecAction
- DaExecuteActionByName
- DaFileATime
- DaFileCRC
- DaFileCTime
- DaFileLanguage

- DaFileMTime
- DaFileSize
- DaFileType
- DaFileVersion
- DaFind
- DaFindNext
- DaFirstEnv
- DaGetEnv
- DaGetFileInfo
- Dalmpersonate
- DaMkDir
- DaMove
- DaNetIpFromName
- DaNetNBtName
- DaNetPing
- DaNetWakeOnLan
- DaNetWinAddressByName
- DaNextEnv
- DaNTFileCopyTo
- DaNTFileCreateDir
- DaNTFileDelete
- DaNTFileDeleteDir
- DaNTFileDirCopyTo
- DaNTFileDirDownload
- DaNTFileDirUpload
- DaNTFileDownload
- DaNTFileUpload
- DaNTRegistryLMAddStringValue
- DaNTRegistryLMCreateKey
- DaNTRegistryLMDeleteKey
- DaNTRegistryLMDeleteValue
- DaNTRegistryLMGetLongValue
- DaNTRegistryLMGetStringValue
- DaNTRegistryLMSetLongValue
- DaNTRegistryLMSetStringValue

- DaNTServiceInstall
- DaNTServiceStart
- DaNTServiceStatus
- DaNTServiceStop
- DaNTServiceUninstall
- DaNTWMIExecMethod
- DaNTWMIExecQuery
- DaNTWMIGetCurrentArrayValue
- DaNTWMIGetCurrentPropertyValue
- DaNTWMIGetInstanceCount
- DaNTWMIGetPropertyValue
- DaNTWMIGetTotalPropertiesValue
- DaNTWMINextItem
- DaNTWMIResetEnumeration
- DaRegCreateKey
- DaRegDeleteKey
- DaRegExec
- DaRegGetValue
- DaRegOutputValue
- DaRegSetValue
- DaRegStrValue
- DaRegVarValue
- DaRename
- DaReturnValue
- DaRmDir
- DaSendMail
- DaSetContext
- DaSetOption
- DaSetReturnValue
- Date
- DateAdd
- DateAddLogical
- DateDiff
- DateSerial
- DateValue

- DaTrackingDelete
- DaTrackingGet
- DaTrackingSet
- DaTrackingTest
- DaUpload
- DaWait
- Day
- EnumToComboBox
- EscapeSeparators
- ExeDir
- Exp
- ExtractValue
- FileCopy
- FileDateTime
- FileExists
- FileLen
- Fix
- FormatDate
- FormatResString
- FV
- GetEnvVar
- GetListItem
- Hex
- Hour
- InStr
- Int
- IPMT
- IsNumeric
- Kill
- LCase
- Left
- LeftPart
- LeftPartFromRight
- Len
- LocalToBasicDate

- LocalToBasicTime
- LocalToBasicTimeStamp
- LocalToUTCDate
- Log
- LTrim
- MakeInvertBool
- Mid
- Minute
- Mkdir
- Month
- Name
- Now
- NPER
- Oct
- ParseDate
- ParseDMYDate
- ParseMDYDate
- ParseYMDDate
- PMT
- PPMT
- PV
- Randomize
- RATE
- RemoveRows
- Replace
- Right
- RightPart
- RightPartFromLeft
- RmAllInDir
- Rmdir
- Rnd
- RoundValue
- RTrim
- Second
- SetMaxInst

- SetSubList
- Sgn
- Shell
- Sin
- Space
- Sqr
- Str
- StrComp
- String
- SubList
- SysEnumToComboBox
- Tan
- Time
- Timer
- TimeSerial
- TimeValue
- ToSmart
- Trim
- UCase
- UnEscapeSeparators
- Union
- UTCToLocalDate
- Val
- WeekDay
- Year
- AmBusinessSecondsInDay
- AmCalcConsolidatedFeature
- AmConvertDateBasicToUnix
- AmConvertDateIntlToUnix
- AmConvertDateStringToUnix
- AmConvertDateUnixToBasic
- AmConvertDateUnixToIntl
- AmConvertDateUnixToString
- AmConvertDoubleToString
- AmConvertMonetaryToString

- AmConvertStringToDouble
- AmConvertStringToMonetary
- AmCounter
- AmCryptPassword
- AmDateAdd
- AmDateAddLogical
- AmDateDiff
- AmDbGetDate
- AmDbGetDouble
- AmDbGetList
- AmDbGetListEx
- AmDbGetLong
- AmDbGetPk
- AmDbGetString
- AmDbGetStringEx
- AmDeadline
- AmEndOfNthBusinessDay
- AmEnumValList
- AmFormatLong
- AmGenSqlName
- AmGetComputeString
- AmListToString
- AmRevCryptPassword
- AmSqlTextConst
- AmTableDesc
- AmWorkTimeSpanBetween
- EnumToComboBox
- SysEnumToComboBox
- AmBuildNumber
- AmConnectionName
- AmCurrentDate
- AmCurrentIsoLang
- AmCurrentLanguage
- AmCurrentServerDate
- AmGetCurrentNTDomain

- AmGetCurrentNTUser
- AmGetFeat
- AmGetFeatCount
- AmGetField
- AmGetFieldCount
- AmGetFieldDateOnlyValue
- AmGetFieldDateValue
- AmGetFieldDescription
- AmGetFieldDoubleValue
- AmGetFieldFormat
- AmGetFieldFormatFromName
- AmGetFieldFromName
- AmGetFieldLabel
- AmGetFieldLabelFromName
- AmGetFieldLongValue
- AmGetFieldName
- AmGetFieldRights
- AmGetFieldSize
- AmGetFieldSqlName
- AmGetFieldStrValue
- AmGetFieldType
- AmGetFieldUserType
- AmGetForeignKey
- AmGetIndex
- AmGetIndexCount
- AmGetIndexField
- AmGetIndexFieldCount
- AmGetIndexFlags
- AmGetIndexName
- AmGetLink
- AmGetLinkCardinality
- AmGetLinkCount
- AmGetLinkDstField
- AmGetLinkFeatureValue
- AmGetLinkFromName

- AmGetLinkType
- AmGetMainField
- AmGetMemoField
- AmGetNTDomains
- AmGetNTMachinesInDomain
- AmGetNTUsersInDomain
- AmGetRecordFromMainId
- AmGetRecordHandle
- AmGetRecordId
- AmGetRelDstField
- AmGetRelSrcField
- AmGetRelTable
- AmGetReverseLink
- AmGetSelfFromMainId
- AmGetSourceTable
- AmGetTable
- AmGetTableCount
- AmGetTableDescription
- AmGetTableFromName
- AmGetTableLabel
- AmGetTableName
- AmGetTableRights
- AmGetTableSqlName
- AmGetTargetTable
- AmGetTypedLinkField
- AmGetVersion
- AmHasAdminPrivilege
- AmHasRelTable
- AmHasRightsForCreation
- AmHasRightsForDeletion
- AmHasRightsForFieldUpdate
- AmlsConnected
- AmlsFieldForeignKey
- AmlsFieldIndexed
- AmlsFieldPrimaryKey

- **AmlsLink**
- **AmlsModuleAuthorized**
- **AmlsTypedLink**
- **AmLastError**
- **AmLastErrorMsg**
- **AmLoginId**
- **AmLoginName**
- **AmOverflowTables**
- **AmPagePath**
- **AmProgress**
- **AmQueryNext**
- **AmQueryStartTable**
- **AmRgbColor**
- **AmValueOf**
- **AmCleanup**
- **AmClearLastError**
- **AmCloseAllChildren**
- **AmCloseConnection**
- **AmDbExecAql**
- **AmDecrementLogLevel**
- **AmEvalScript**
- **AmExecTransition**
- **AmExecuteActionById**
- **AmExecuteActionByName**
- **AmExportDocument**
- **AmExportReport**
- **AmGeneratePlanningData**
- **AmIncrementLogLevel**
- **AmLog**
- **AmMsgBox**
- **AmOpenConnection**
- **AmOpenScreen**
- **AmQueryExec**
- **AmQueryGet**
- **AmQuerySetAddMainField**

- AmQuerySetFullMemo
- AmQueryStop
- AmRefreshAllCaches
- AmRefreshProperty
- AmReleaseHandle
- AmStartup
- AmUpdateDetail
- AmWizChain
- AmCalcDepr
- AmCbkJReplayEvent
- AmConvertCurrency
- AmDefaultCurrency
- AmFormatCurrency
- AmTaxRate
- AmArchiveRecord
- AmBackupRecord
- AmCommit
- AmCreateLink
- AmCreateRecord
- AmDeleteLink
- AmDeleteRecord
- AmDuplicateRecord
- AmFlushTransaction
- AmImportDocument
- AmImportReport
- AmInsertRecord
- AmPurgeRecord
- AmRestoreRecord
- AmRollback
- AmSetFieldDateOnlyValue
- AmSetFieldDateValue
- AmSetFieldDoubleValue
- AmSetFieldLongValue
- AmSetFieldStrValue
- AmSetLinkFeatureValue

- **Am SetProperty**
- **Am StartTransaction**
- **Am UpdateRecord**
- **Am UpdateUser**
- **Am AddAllPOLinesToInv**
- **Am AddCatRefAndCompositionToPOrder**
- **Am AddCatRefToPOrder**
- **Am AddEstimLinesToPO**
- **Am AddEstimLineToPO**
- **Am AddLicContentToRequest**
- **Am AddPOLineToInv**
- **Am AddPOrderLineToReceipt**
- **Am AddReceiptLineToInvoice**
- **Am AddReqLinesToEstim**
- **Am AddReqLinesToPO**
- **Am AddReqLineToEstim**
- **Am AddReqLineToPO**
- **Am AddRequestLineToPOrder**
- **Am AddTemplateToPOrder**
- **Am AddTemplateToRequest**
- **Am CalculateCatRefQty**
- **Am CalculateReqLineQty**
- **Am CreateAssetsAwaitingDelivery**
- **Am CreateDelivFromPO**
- **Am CreateEstimFromReq**
- **Am CreateEstimsFromAllReqLines**
- **Am CreateInvFromPO**
- **Am CreateOrUpdateInvoiceFromReceipt**
- **Am CreatePOFromEstim**
- **Am CreatePOFromReq**
- **Am CreatePOrderFromRequest**
- **Am CreatePOrdersFromRequest**
- **Am CreatePOsFromAllReqLines**
- **Am CreateReceiptFromPOrder**
- **Am CreateRequestToInvoice**

- AmCreateRequestToPOrder
- AmCreateRequestToReceipt
- AmCreateReturnFromReceipt
- AmGetCatRef
- AmGetCatRefFromCatProduct
- AmGetPOLinePrice
- AmGetPOLinePriceCur
- AmGetPOLineReference
- AmInstantiateReqLine
- AmInstantiateRequest
- AmMapSubReqLineAgent
- AmReceiveAllPOLines
- AmReceivePOLine
- AmReturnAsset
- AmReturnContract
- AmReturnPortfolioItem
- AmReturnTraining
- AmReturnWorkOrder
- ◆ AmUpdateLossLines
- AmCheckTraceDone
- AmConnectTrace
- AmCreateAssetPort
- AmCreateCable
- AmCreateCableBundle
- AmCreateCableLink
- AmCreateDevice
- AmCreateDeviceLink
- AmCreateProjectCable
- AmCreateProjectDevice
- AmCreateProjectTrace
- AmCreateTraceHist
- AmCreateTracelink
- AmDisconnectTrace
- AmFindCable
- AmFindDevice

- **AmFindRootLink**
- **AmFindTermDevice**
- **AmFindTermField**
- **AmGetNextAssetPin**
- **AmGetNextAssetPort**
- **AmGetNextCableBundle**
- **AmGetNextCablePair**
- **AmGetTrace**
- **AmGetTraceFromHist**
- **AmMoveCable**
- **AmMoveDevice**
- **AmRefreshLabel**
- **AmRefreshTraceHist**
- **AmRemoveCable**
- **AmRemoveDevice**
- **AmShowCableCrossConnect**
- **AmShowDeviceCrossConnect**
- **AmDaDepAddComputers**
- **AmDaDepCopyInstance**
- **AmDaDepCreateInstance**
- **AmStandIn**
- **AmStandInGroup**
- **AmActionDde**
- **AmActionExec**
- **AmActionMail**
- **AmActionPrint**
- **AmActionPrintPreview**
- **AmActionPrintTo**

