

HP OpenView GlancePlus Pak Release Notes

C.03.85.00

HP-UX 11i V2 September 2004 Release



Manufacturing Part Number: B3701-90038

September 2004

© Copyright 2004 Hewlett-Packard Development Company, L.P.

Legal Notices

Warranty.

Hewlett-Packard makes no warranty of any kind with regard to this document, including, but not limited to, the implied warranties of merchantability and fitness for a particular purpose. Hewlett-Packard shall not be held liable for errors contained herein or direct, indirect, special, incidental or consequential damages in connection with the furnishing, performance, or use of this material.

A copy of the specific warranty terms applicable to your Hewlett-Packard product can be obtained from your local Sales and Service Office.

Restricted Rights Legend.

Use, duplication or disclosure by the U.S. Government is subject to restrictions as set forth in subparagraph (c)(1)(ii) of the Rights in Technical Data and Computer Software clause in DFARS 252.227-7013.

Hewlett-Packard Company
United States of America

Rights for non-DOD U.S. Government Departments and Agencies are as set forth in FAR 52.227-19(c)(1,2).

Copyright Notices.

©Copyright 1999-2004 Hewlett-Packard Development Company, L.P.

No part of this document may be copied, reproduced, or translated to another language without the prior written consent of Hewlett-Packard. The information contained in this material is subject to change without notice.

Trademark Notices.

Microsoft® and Windows® are U.S. registered trademarks of Microsoft Corporation.

UNIX® is a registered trademark of The Open Group. 0

Support

Please visit the HP OpenView web site at:

<http://www.managementsoftware.hp.com/>

This web site provides contact information and details about the products, services, and support that HP OpenView offers.


You can also go directly to the support web site at:


<http://support.openview.hp.com/>


HP OpenView online software support provides customer self-solve capabilities. It provides a fast and efficient way to access interactive technical support tools needed to manage your business. As a valuable support customer, you can benefit by using the support site to:

- Search for knowledge documents of interest
- Submit and track progress on support cases
- Manage a support contract
- Look up HP support contacts
- Review information about available services
- Enter discussions with other software customers
- Research and register for software training

Most of the support areas require that you register as an HP Passport user and log in. Throughout the site, access levels are indicated by the following icons:

 HP Passport

 Active contract

 Premium contract

To find more information about access levels, go to the following URL:

http://support.openview.hp.com/access_level.jsp

To register for an HP Passport ID, go to the following URL:

<https://passport.hp.com/hpp2/newuser.do>

HP OpenView GlancePlus Pak Release Notes

Announcements

This document contains information about HP OpenView GlancePlus Pak for the HP-UX 11i v2 September 2004 release. This release of GlancePlus Pak is supported on the HP-UX 11i v2 September 2004 release for both the Itanium™ and PA-RISC architectures.

NOTE HP-UX 11i v2 is also known as HP-UX 11.23.

Refer to each product's Release Notes for system patch requirements. The Release Notes documents are in `/opt/perf/ReleaseNotes/`. Their filenames are:

- GlancePlus Release Notes: `Glance`
- HP OpenView Performance Agent Release Notes: `Mwa`

Refer to each product's documentation for information about the functionality of each product.

This document contains important information that is not included in other printed materials or in online help.

What's New in This Version?

This release provides enhancements and a set of defect fixes for the C.03.85 version of OV GlancePlus Pak, plus changes required to support the 11i v2 September 2004 release of the HP-UX operating system for both the Itanium and PA-RISC architectures.

For installation on Itanium systems, binary components of GlancePlus Pak are delivered as native (32-bit) Itanium-based executables. For installation on PA-RISC systems, binary components of GlancePlus are delivered as 32-bit PA-RISC executables. For both hardware platforms, these executables function correctly and efficiently on 64-bit kernels.

Known Problems and Workarounds

The following requests remain open in this release.

To see the status of open requests, see “Online Documentation and Support” in the “Software Version Information and File Placement Plan” section of these Release Notes.

Request ID	Description
-------------------	--------------------

None.	
-------	--

Compatibility Information and Installation Requirements

- **Installation Requirements**

Before installing GlancePlus Pak, be sure that your system meets these minimum requirements.

System Requirements

- HP 9000 and Integrity Servers and HP Workstations supported on the HP-UX 11i v2 September 2004 release
- 32 MB RAM, 64MB virtual memory

Display Requirements

The following is required for running the GlancePlus Motif interface (gpm):

- HP X-terminal or X-workstation display or emulator. Not all mouse functions are supported by every X server emulator.

The following is required for running the GlancePlus character mode interface (glance):

- Any terminal supported by the curses library

Disk Requirements — Total of 100 MB

- 50 MB in the `/opt/perf/` directory for first-time installations of GlancePlus and OV Performance Agent
- 50 MB in the `/var/opt/perf/` directory for OV Performance Server Agent

Software Requirements

- HP-UX 11i v2 September 2004 release with X-Windows libraries X11R6 and Motif libraries 2.1.

- **Installation**

Installation requirements as well as instructions for installation are documented in the *GlancePlus Pak Installation Guide*, located on the Web at:

http://ovweb.external.hp.com/lpe/doc_serv/

Select `glanceplus pak`, the release version, installation guide, and click **Open** to view the document online, or click **Download** to place the file on your computer.

- **Related Documentation**

- Refer to the following documents for additional information about how to use GlancePlus Pak:

Access the following man pages by typing **man <man_page>**, such as **man midaemon**:

- GlancePlus: `gpm`, `glance`
 - OV Performance Agent: `agsysdb`, `dsilog`, `extract`, `mwa`, `scopeux`, `sdlcomp`, `sdlgendata`, `sdlutil`, `utility`
 - HP-UX Measurement Interface: `arm`, `midaemon`, `perfstat`, `ttd`, `ttd.conf`
- For information on accessing the documentation on the web, see “Online Documentation and Support” in the “Software Version Information and File Placement Plan” section in these Release Notes.
 - To print an ASCII file, type:

```
lp -d<printer_name> filename
```

For example:

```
lp -dros1234 metrics.txt
```


Patches and Fixes in This Version

The following major requests were fixed in this release.

Request ID	Description
-------------------	--------------------

None	
------	--

Software Availability in Native Languages

GlancePlus and OV Performance Agent are localized into Japanese (ja_JP.SJIS). Refer to each product's Release Notes in `/opt/perf/ReleaseNotes/` for more information.

Software Version Information and File Placement Plan

Version Information

For a summary of version strings for installed performance tools, enter the command:

```
/opt/perf/bin/perfstat -v
```

File Placement Plan

The following is a list of directory locations for product files.

For a list of all files in the product, enter the command:

```
/usr/sbin/swlist -l file <bundle_name>
```

<bundle_name> = GlancePlus Pak bundle name on your system

Release Notes:

```
/opt/perf/ReleaseNotes/Glancepak
```

Executables including UI programs, daemons, and scripts:

```
/opt/perf/bin/  
/opt/OV/bin/OpC/  
/var/opt/OV/bin/OpC/GlancePak/  
/var/opt/OV/conf/OpC/GlancePak/
```

Man pages:

```
/opt/perf/man/man1/
```

Default configuration and template files:

```
/opt/perf/newconfig/
```

Online Documentation and Support

Go to the HP OpenView eCare web site to access interactive technical support tool:

<http://support.openview.hp.com/>

Ensure that you are signed in to hp passport and that your support contract system handle is associated with your hp passport profile. To create an hp passport login, click the Sign in with hp passport link at the top of the page.

- To view the status of customer requests:
 1. Click Self-Solve under the Support & Services label.
 2. You can search for any document (known problems, enhancement requests, patches, manuals, for example) in one of two ways:
 - a. Select Self-Solve.
Simply enter a keyword or document ID, and eCare will search its extensive knowledge base for documents that contain the specified keyword.

OR

- b. Select Advanced Self-Solve Search

(<http://support.openview.hp.com/selfsolve/do/advanced-search>)

Use this feature if you want to search for specific document types, for certain product information, and so on.

- To view these or archived Release Notes and other documentation, go to the HP OpenView product manuals search web page:

http://ovweb.external.hp.com/lpe/doc_serv/

1. Select glanceplus pak in the product list box and the version, such as c.03.85. You will see the operating system associated with the release version in the os list box.
2. Select the document you want to view and click **Open** to view the document online, or click **Download** to place the file on your computer.