



Application Performance Management

Software Version: 9.50

Services and Application Modeling - Best Practices

Document Release Date: 2018

Software Release Date: 2018

Legal notices

Warranty

The only warranties for products and services of Micro Focus and its affiliates and licensors (“Micro Focus”) are set forth in the express warranty statements accompanying such products and services. Nothing herein should be construed as constituting an additional warranty. Micro Focus shall not be liable for technical or editorial errors or omissions contained herein. The information contained herein is subject to change without notice.

Restricted rights legend

Confidential computer software. Except as specifically indicated otherwise, a valid license from Micro Focus is required for possession, use or copying. Consistent with FAR 12.211 and 12.212, Commercial Computer Software, Computer Software Documentation, and Technical Data for Commercial Items are licensed to the U.S. Government under vendor's standard commercial license.

Copyright notice

© Copyright 2005 - 2018 Micro Focus or one of its affiliates

Trademark notices

Adobe® and Acrobat® are trademarks of Adobe Systems Incorporated.

AMD, the AMD Arrow symbol and ATI are trademarks of Advanced Micro Devices, Inc.

Citrix® and XenDesktop® are registered trademarks of Citrix Systems, Inc. and/or one more of its subsidiaries, and may be registered in the United States Patent and Trademark Office and in other countries.

Google™ and Google Maps™ are trademarks of Google Inc.

Intel®, Itanium®, Pentium®, and Intel® Xeon® are trademarks of Intel Corporation in the U.S. and other countries.

iPad® and iPhone® are trademarks of Apple Inc.

Java is a registered trademark of Oracle and/or its affiliates.

Linux® is the registered trademark of Linus Torvalds in the U.S. and other countries.

Microsoft®, Windows®, Lync®, Windows NT®, Windows® XP, Windows Vista® and Windows Server® are either registered trademarks or trademarks of Microsoft Corporation in the United States and/or other countries.

NVIDIA® is a trademark and/or registered trademark of NVIDIA Corporation in the U.S. and other countries.

Oracle is a registered trademark of Oracle Corporation and/or its affiliates.

Red Hat® is a registered trademark of Red Hat, Inc. in the United States and other countries.

SAP® is the trademark or registered trademark of SAP SE in Germany and in several other countries.

UNIX® is a registered trademark of The Open Group.

Documentation updates

The title page of this document contains the following identifying information:

- Software Version number, which indicates the software version.
- Document Release Date, which changes each time the document is updated.
- Software Release Date, which indicates the release date of this version of the software.

To verify you are using the most recent edition of a document, go to

[https://softwaresupport.softwaregrp.com/group/softwaresupport/search-result?doctype=manuals?keyword=.](https://softwaresupport.softwaregrp.com/group/softwaresupport/search-result?doctype=manuals?keyword=)

To check for recent software patches, go to [https://softwaresupport.softwaregrp.com/group/softwaresupport/search-result?doctype=patches?keyword=.](https://softwaresupport.softwaregrp.com/group/softwaresupport/search-result?doctype=patches?keyword=)

This site requires that you register for a Passport and sign in. To register for a Passport ID, go to

<https://cf.passport.softwaregrp.com/hppcf/login.do>.

Or click the **Register** link at the top of the Software Support page.

You will also receive updated or new editions if you subscribe to the appropriate product support service. Contact your sales representative for details.

The title page of this document contains the following identifying information:

- Software Version number, which indicates the software version.
- Document Release Date, which changes each time the document is updated.
- Software Release Date, which indicates the release date of this version of the software.

To verify you are using the most recent edition of a document, go to

<https://softwaresupport.softwaregrp.com/group/softwaresupport/search-result?doctype=online help>.

This site requires that you register for a Passport and sign in. To register for a Passport ID, go to

<https://cf.passport.softwaregrp.com/hppcf/login.do>.

You will also receive updated or new editions if you subscribe to the appropriate product support service. Contact your sales representative for details.

For information and details about the products, services, and support that offers, contact your Client Director.

Support

Visit the Software Support Online web site at <https://softwaresupport.softwaregrp.com/>.

This web site provides contact information and details about the products, services, and support that offers.

online support provides customer self-solve capabilities. It provides a fast and efficient way to access interactive technical support tools needed to manage your business. As a valued support customer, you can benefit by using the support web site to:

- Search for knowledge documents of interest
- Submit and track support cases and enhancement requests
- Manage software licenses
- Download new versions of software or software patches
- Access product documentation
- Manage support contracts
- Look up support contacts
- Review information about available services
- Enter into discussions with other software customers
- Research and register for software training

Most of the support areas require you to register as a Passport user and sign in. Many also require a support contract.

To register for a Passport ID, go to <https://cf.passport.softwaregrp.com/hppcf/login.do>.

Visit the Software Support Online web site at <https://softwaresupport.softwaregrp.com/>.

This web site provides contact information and details about the products, services, and support that offers.

online support provides customer self-solve capabilities. It provides a fast and efficient way to access interactive technical support tools needed to manage your business. As a valued support customer, you can benefit by using the support web site to:

- Search for knowledge documents of interest
- Submit and track support cases and enhancement requests
- Manage software licenses
- Download software
- Access product documentation
- Manage support contracts
- Look up support contacts
- Review information about available services
- Enter into discussions with other software customers
- Research and register for software training

Most of the support areas require you to register as a Passport user and sign in. Many also require a support contract.

To register for a Passport ID, go to <https://softwaresupport.softwaregrp.com/>.

To check for recent updates or to verify that you are using the most recent edition of a document, contact your Client Director.

Contents

Chapter 1: Introduction – the UDM Business Domain	6
Chapter 2: Modeling Business Functions, Business Processes, and Business Activities	7
Chapter 3: Modeling Business Services and Business Applications	8
Chapter 4: Modeling an Infrastructure Service	9
Send documentation feedback	11

Chapter 1: Introduction – the UDM Business Domain

The Universal Data Model – UDM – is the integration data model of the ITPS solution. The UDM is the data model of the APIs of ITPS products; it is usually not the native data model of ITPS products themselves.

UDM is the native data model of RTSM and UCMDB.

The **UDM Business Domain** includes ITIL-based entities such as the following:

- BusinessFunction
- BusinessProcess
- BusinessActivities
- BusinessService and InfrastructureService
- BusinessApplication
- Organization and Person
- Service Contracts such as SLA, OLA and UC
- Relationship of business entities to system/infrastructure.

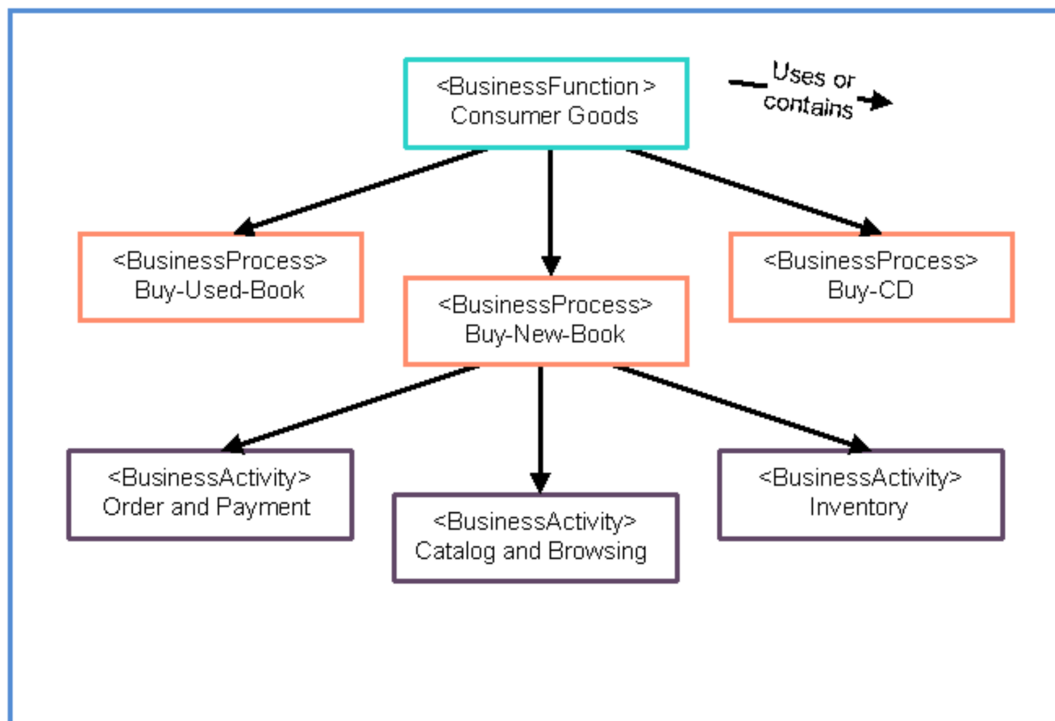
Chapter 2: Modeling Business Functions, Business Processes, and Business Activities

Business Functions describe what an organization does; for example ACME bookstore consumer sales, or ACME cloud computing services. A business function is composed of a set of business processes that sustain the business function's objective, such as producing a product, or delivering a service.

A **Business Process** is a collection of interrelated business activities required in order to deliver a service or product, such as the ACME Buy-New-Book business process, which may include activities like Book Catalog and Browsing.

A **Business Activity** might be triggered automatically, or manually by a user, For example, inventory management might be automatic or manual.

The following image shows a model of Business Function, Business Process, Business Activity and Business Transaction:



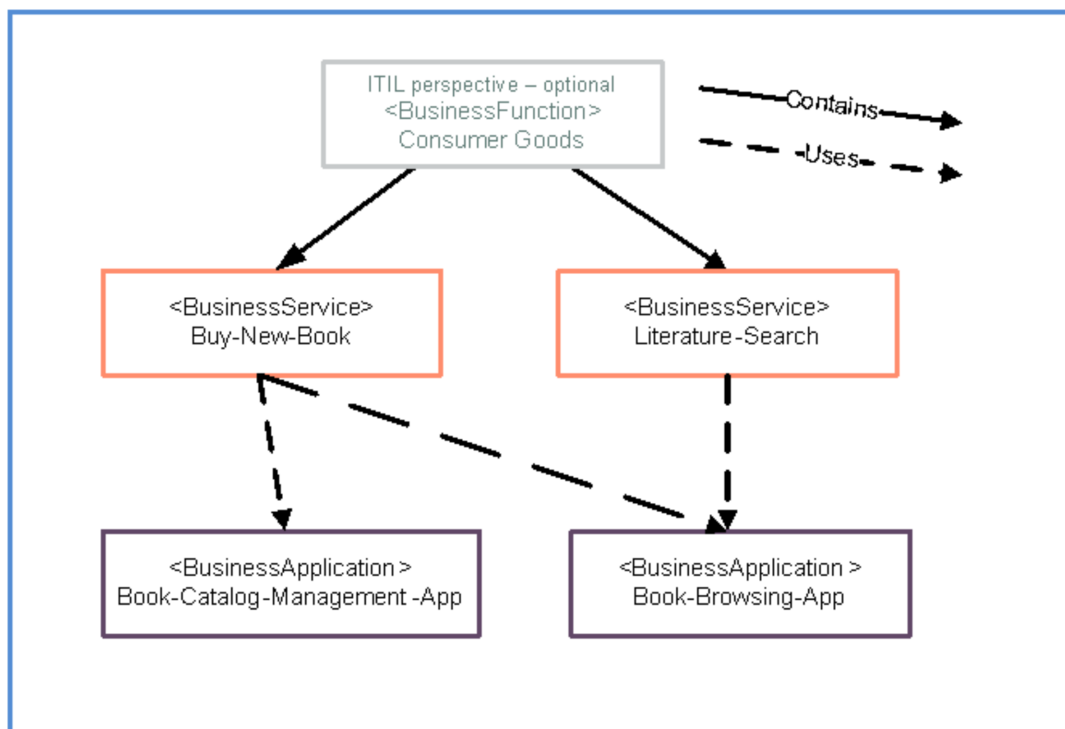
Chapter 3: Modeling Business Services and Business Applications

A Business Service represents a business or IT service.

- A **business service** can be a service that a business provides to another business (B2B), a business provides to a customer (B2C), or one organization provides to another organization within a business.
- An **IT service** is a business service delivered to a customer via IT, such as a bank account management service. This can be delivered via the bank’s internet site (IT-Service), or via a human teller (non IT-Service).

A Business Application is a collection of software components that can be managed as an independent unit that supports a particular business objective. An application is either a logical composition of the functionalities required to realize a business service, or a logical composition of business transactions.

The following image shows a model of Business Services and Business Applications:

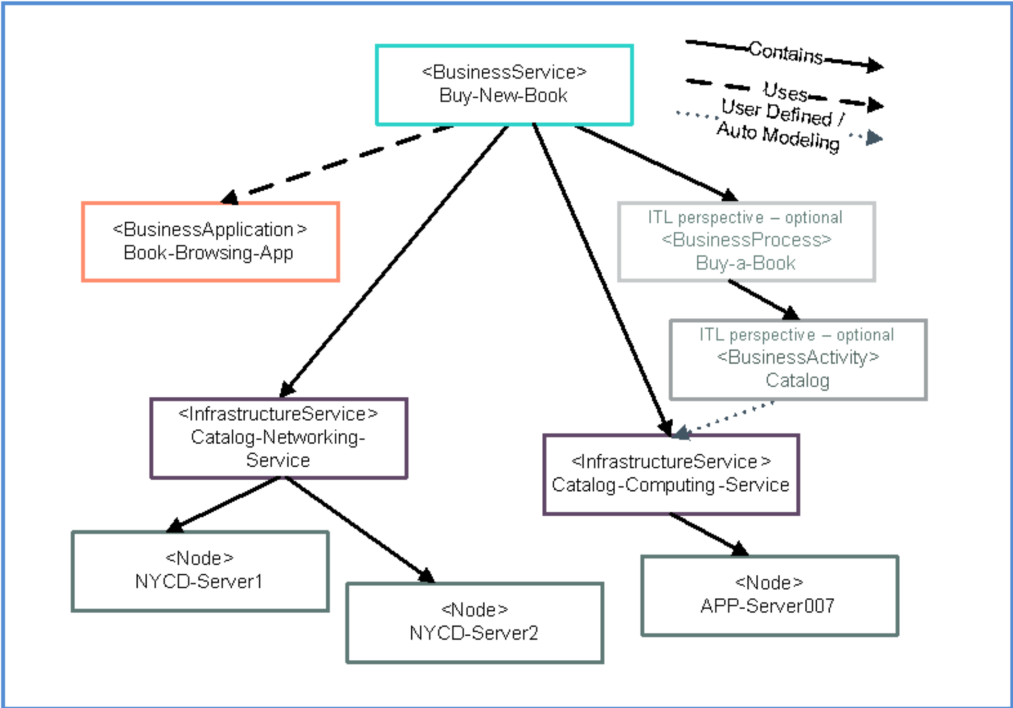


Chapter 4: Modeling an Infrastructure Service

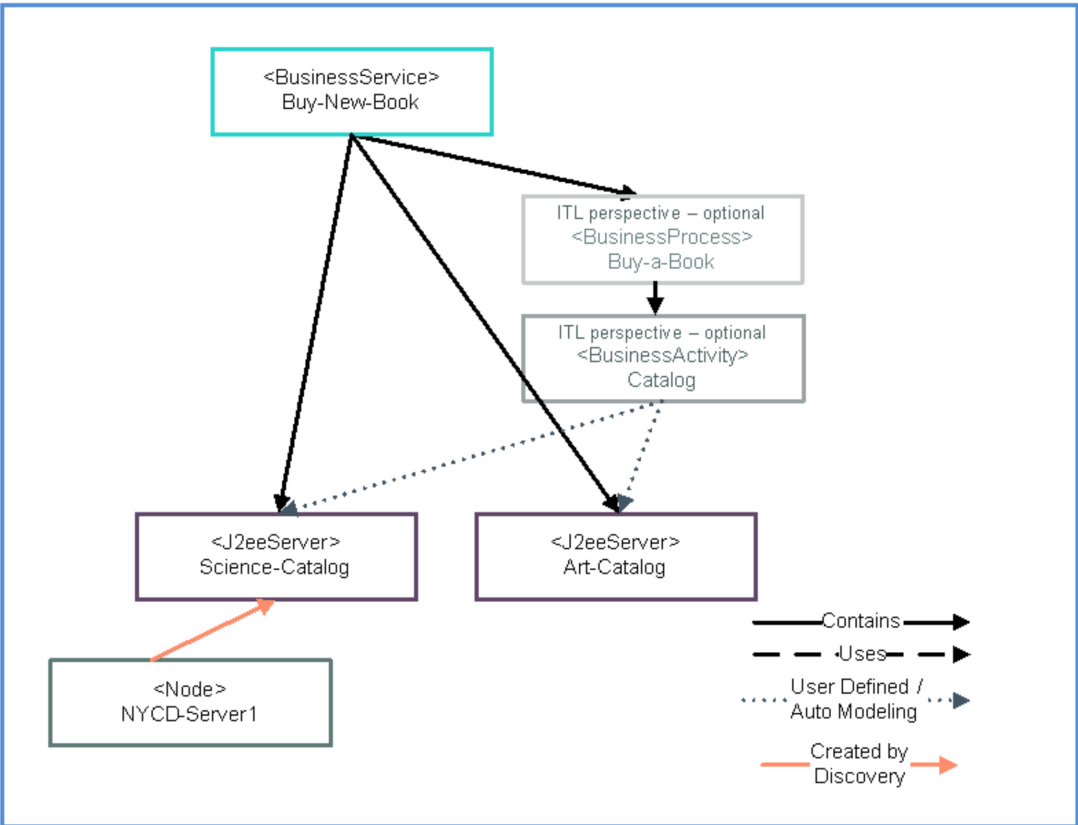
An Infrastructure Service is an IT Service which is not directly consumed by business customers, but rather it is provided by one group of the IT organization to another group of the IT organization.

The infrastructure service is consumed by business service providers, so they can provide their business service to business customers on top of infrastructure services. For example, the bank account management service requires the following infrastructure services: Computing Service, Networking Service, and Directory Service.

The following image shows a model of Infrastructure Services:



Directly bind an activity with its infrastructure elements as shown in the following example:



Send documentation feedback

If you have comments about this document, you can [contact the documentation team](#) by email. If an email client is configured on this system, click the link above and an email window opens with the following information in the subject line:

Feedback on Services and Application Modeling - Best Practices (Micro Focus Application Performance Management 9.50)

Add your feedback to the email and click **Send**.

If no email client is available, copy the information above to a new message in a web mail client, and send your feedback to docs.feedback@microfocus.com.

We appreciate your feedback!