

HP Project and Portfolio Management Center

Software Version: 9.32.0006

Release Notes

Document Release Date: December 2017
Software Release Date: December 2017



Legal Notices

Warranty

The only warranties for HP products and services are set forth in the express warranty statements accompanying such products and services. Nothing herein should be construed as constituting an additional warranty. HP shall not be liable for technical or editorial errors or omissions contained herein.

The information contained herein is subject to change without notice.

Restricted Rights Legend

Confidential computer software. Valid license from HP required for possession, use or copying. Consistent with FAR 12.211 and 12.212, Commercial Computer Software, Computer Software Documentation, and Technical Data for Commercial Items are licensed to the U.S. Government under vendor's standard commercial license.

Copyright Notice

© 1997 - 2017 Hewlett-Packard Development Company, L.P.

Trademark Notices

Adobe® is a trademark of Adobe Systems Incorporated.

Microsoft® and Windows® are U.S. registered trademarks of Microsoft Corporation.

UNIX® is a registered trademark of The Open Group.

Documentation Updates

The title page of this document contains the following identifying information:

- Software Version number, which indicates the software version.
- Document Release Date, which changes each time the document is updated.
- Software Release Date, which indicates the release date of this version of the software.

To check for recent updates or to verify that you are using the most recent edition of a document, go to: <https://softwaresupport.hp.com/>.

This site requires that you register for an HP Passport and to sign in. To register for an HP Passport ID, click **Register** on the HP Support site or click **Create an Account** on the HP Passport login page.

You will also receive updated or new editions if you subscribe to the appropriate product support service. Contact your HP sales representative for details.

Support

Visit the HP Software Support site at: <https://softwaresupport.hp.com>.

This website provides contact information and details about the products, services, and support that HP Software offers.

HP Software online support provides customer self-solve capabilities. It provides a fast and efficient way to access interactive technical support tools needed to manage your business. As a valued support customer, you can benefit by using the support website to:

- Search for knowledge documents of interest
- Submit and track support cases and enhancement requests
- Download software patches
- Manage support contracts
- Look up HP support contacts
- Review information about available services
- Enter into discussions with other software customers
- Research and register for software training

Most of the support areas require that you register as an HP Passport user and to sign in. Many also require a support contract. To register for an HP Passport ID, click **Register** on the HP Support site or click **Create an Account** on the HP Passport login page.

To find more information about access levels, go to: <https://softwaresupport.hp.com/web/softwaresupport/access-levels>.

HP Software Solutions Now accesses the HPSW Solution and Integration Portal website. This site enables you to explore HP Product Solutions to meet your business needs, includes a full list of Integrations between HP Products, as well as a listing of ITIL Processes. The URL for this website is <http://h20230.www2.hp.com/sc/solutions/index.jsp>.

Contents

Chapter 1: Overview	5
Chapter 2: Installation Notes	6
Chapter 3: Enhancements	7
Enhancements in Version 9.32.0006	7
Performance Troubleshooting Toolkit	7
Recording Success Logs for More Background Services	7
Enhancements in Version 9.32.0005	8
Making Financial Summary Cost Lines Non-editable	8
Clearer Indication of Button Selection in Staffing Profile	9
Resource Finder Returning All Resources in One Go	9
Exporting Table Component Fields and Request Search Results to xlsx Format	9
PPM Workbench Communicating with PPM Server via HTTP(S)	10
Enhancements in Version 9.32.0004	10
Enhancements in Version 9.32.0003	10
Committing Selected Resources in Resource Finder	11
Distributing Demand to Selected Resources Evenly in Resource Finder	11
Recording Success Logs for Background Services	12
Enhancements in Version 9.32.0002	13
Adding Options in Staffing Tab of Project Overview Page	14
Adding Horizontal and Vertical Totals in Staffing Profile New UI	14
Enhancements on Specifying Requested Resources for Positions	15
Filtering Positions by Unmet Demand and Over-allocation in Staffing Profile New UI	15
Displaying Resource Remaining Capacity	16
Not Sending Resource Requests for Positions of Certain Statuses	17
Easier Way to Enter Efforts for Positions	17
Enhancements in Version 9.32.0001	17
Preventing Data Loss Due to Inactivity in Request Details, Project Details, and Edit Time Sheet pages	18
Hiding User Data Fields in Staffing Profile New UI	19
Able to Select All Resources in Assign Resource Dialog	19
Generating Java Dumps	20
Viewing Resource Pool Assignable Resources when Forwarding Requests	21
Display Enhancement to Overall Status section of Project Overview Page	23

Sorting Resources by Full Name Alphabetically in Assign Resource Window	23
Clearing All Filters in Assign Resource Window	23
Chapter 4: Certifications	25
Chapter 5: Fixes	26
Fixes in Version 9.32.0006	26
Fixes in Version 9.32.0005	35
Fixes in Version 9.32.0004	42
Fixes in Version 9.32.0003	49
Fixes in Version 9.32.0002	53
Fixes in Version 9.32.0001	60
Chapter 6: Known Problems and Limitations	70
Known Problems and Limitations in PPM Center 9.32.0002	70
Chapter 7: Documentation Errata	71
Send Documentation Feedback	75

Chapter 1: Overview

This document is an overview of the changes made to Project and Portfolio Management Center (PPM Center) for version 9.32.0006. It contains important information that is not included in the manuals. You can find information about the following in this document:

- ["Installation Notes" on page 6](#)
- ["Enhancements " on page 7](#)
- ["Certifications" on page 25](#)
- ["Fixes" on page 26](#)
- ["Known Problems and Limitations " on page 70](#)
- ["Documentation Errata" on page 71](#)

Software and Hardware Requirements

For information about the installation requirements and compatibility with other products, see the *System Requirements and Compatibility Matrix* for PPM Center version 9.32. The support matrix may be updated between releases, and so is only available at the HPE Support web site:

<https://softwaresupport.hpe.com>

Protecting Your Deployment from Security Vulnerabilities

Make sure you take necessary precautions to protect your PPM Center deployment from general security vulnerabilities, especially those related to Web server and related infrastructure vulnerabilities. Patch and configure your Web server's operating system and DNS servers to prevent malicious attacks that could put your organization and data at risk. You can take such steps as disabling unused ports or enabling SSL in your environment. Consult your Web server vendor for the latest patches to prevent harmful attacks such as cross-site scripting.

Chapter 2: Installation Notes

Note:

- PPM Center 9.32 is required before you apply version 9.32.0006.
- We recommend you back up your customized files including scripts before applying PPM Center version 9.32.0006.

To install PPM Center version 9.32.0006:

1. Back up your database.
2. Back up your customized data.
3. Stop the PPM Server. The Service Pack cannot be installed on an active server.
4. Copy the Service Pack file `ppm-932-patch0006.jar` to the `<PPM_Home>` directory. This is the directory where the PPM Server is installed.
5. Change to the `<PPM_Home>/bin` directory.
6. Start the installation using the following command:

```
sh ./kDeploy.sh -i patch0006
```
7. Follow the on-screen instructions to complete the installation.
8. Start the PPM Server.

Chapter 3: Enhancements

Enhancements in Version 9.32.0006

PPM Center version 9.32.0006 includes the following enhancements:

Module	Enhancement
Platform	<ul style="list-style-type: none">"Performance Troubleshooting Toolkit""Recording Success Logs for More Background Services"

Performance Troubleshooting Toolkit

If you encounter performance issues when using PPM, you can open the following URLs, without logging on to PPM, to generate performance related information to help further solve the issues.

URL	What the URL does	Where the jsp files are stored
<code>http://<BASE_URL>/itg/html/toolkit/cpu.jsp</code>	Identify the most CPU-intensive thread.	<code><PPM_HOME>\server\<NODE NAME>\deploy\itg.war\html\toolkit</code>
<code>http://<BASE_URL>/itg/html/toolkit/dump.jsp</code>	Generate the heap dump and thread dump automatically.	
<code>http://<BASE_URL>/itg/html/toolkit/mem.jsp</code>	Check the usage of heap.	
<code>http://<BASE_URL>/itg/html/toolkit/transaction.jsp</code>	Check the connection pool and transaction.	

Recording Success Logs for More Background Services

The existing parameter "`ENABLE_LOG_SUCCESS_SERVICE_LIST`", introduced in 9.32.0003, enables recording process logs for specified background services if they run successfully.

Up till 9.32.0006, the parameter supports four background services.

Background service	Corresponding parameter value
Cost Rate Rule Update Service	_COST_RATE_RULE_UPDATE_SERVICE
Staffing Profile Financial Summary Sync Service	_STAFFING_PROFILE_FS_SYNC_SERVICE
FX Rate Update Service	_FX_RATE_UPDATE_SERVICE
Cost Rollup Service	_COST_ROLLUP_SERVICE

Enhancements in Version 9.32.0005

PPM Center version 9.32.0005 includes the following enhancements:

Module	Enhancement
Costing	<ul style="list-style-type: none"> "Making Financial Summary Cost Lines Non-editable"
Resource Management	<ul style="list-style-type: none"> "Clearer Indication of Button Selection in Staffing Profile" "Resource Finder Returning All Resources in One Go"
Platform	<ul style="list-style-type: none"> "Exporting Table Component Fields and Request Search Results to xlsx Format" "PPM Workbench Communicating with PPM Server via HTTP (S)"

Making Financial Summary Cost Lines Non-editable

When you update a financial summary using the updateFinancialSummary Web service, PPM checks whether the line `<editable>>false</editable>` is available for a cost line in the ForecastActualInfo input in order to decide whether the cost line is editable in the PPM financial summary page:

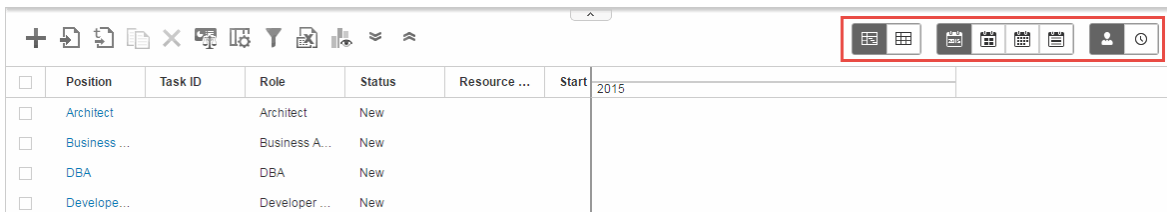
- If `<editable>>false</editable>` is available for a cost line, the cost line is not editable in the financial summary page.
- If `<editable>>false</editable>` is NOT available or it is changed to `<editable>>true</editable>` for a cost line, the cost line is editable in the financial summary page.

Note: Note the following special circumstances:

- Cost lines that are synchronized from staffing profiles, work plans, and time sheets are non-editable regardless of the setting of the <editable> property.
- If you disable manual adjustment on actual cost in project settings, actual cost is non-editable regardless of the setting of the <editable> property. Forecast is editable if the <editable> property is set to true, otherwise, it is non-editable.

Clearer Indication of Button Selection in Staffing Profile

In the Staffing Profile New UI and Resource Allocation Management page, PPM indicates more clearly which view, period, or effort unit you actually selected.



<input type="checkbox"/>	Position	Task ID	Role	Status	Resource ...	Start
<input type="checkbox"/>	Architect		Architect	New		2015
<input type="checkbox"/>	Business ...		Business A...	New		
<input type="checkbox"/>	DBA		DBA	New		
<input type="checkbox"/>	Develope...		Developer ...	New		

Resource Finder Returning All Resources in One Go

When you click the assign icon for a position in the Staffing Profile New UI, the resource finder used to return 10 resources at most by default. You have to click **More** to load 10 more resources every time. Now PPM removes the **More** link and the resource finder returns all the resources that meet your requirements in one go.

Note: The maximum number of resources returned by the resource finder is controlled by the parameter RESOURCE_FINDER_SEARCH_MAX_USERS.

Exporting Table Component Fields and Request Search Results to xlsx Format

Table component fields and request search results are now exported to real Excel files (xlsx files) instead of xls files.

PPM Workbench Communicating with PPM Server via HTTP(S)

By default, PPM Workbench communicates with PPM Server via RMI(S). However, you can do the following to enable PPM Workbench to communicate with PPM Server via HTTP(S):

1. Stop the PPM Server.
2. Set the parameter `ENABLE_WORKBENCH_HTTP` to true in the `server.conf` file.
3. Provide a value in the parameter `WORKBENCH_SERVICE_URL`. This is the address of PPM Server with which PPM Workbench communicates via HTTP(S).

If the value of this parameter is null, the system uses the value specified in `BASE_URL` for the communication between PPM workbench and PPM Server via HTTP(S).

4. Run the `kUpdateHtml.sh` script.
5. Start the PPM Server.

Enhancements in Version 9.32.0004

No enhancement is introduced in version 9.32.0004.

Enhancements in Version 9.32.0003

PPM Center version 9.32.0003 includes the following enhancements:

Module	Enhancement
Resource Management	<ul style="list-style-type: none">• "Committing Selected Resources in Resource Finder" on the next page• "Distributing Demand to Selected Resources Evenly in Resource Finder" on the next page
Platform	<ul style="list-style-type: none">• "Recording Success Logs for Background Services" on page 12

Note: These enhancements introduce several new strings. These strings are not localized in this patch release, displayed in English only.

Committing Selected Resources in Resource Finder

In previous versions, when you assign a resource to a position, the resource status is soft-booked. Starting from 9.32.0003, you can choose to commit assigned resource, that is, when a resource is assigned, the resource status becomes committed automatically.

Do the following to commit resources in resource finder:

1. Set the parameter `ENABLE_COMMIT_RESOURCES_IN_RESOURCE_FINDER` to `true` in Administration Console.

It is `false` by default. Setting the parameter to `true` makes the option **Commit selected resources** available in the resource finder.

2. In the Staffing Profile New UI or Gantt View of Resource Allocations Management page, click the assign icon for a position to open the resource finder.
3. The option **Commit selected resources** appears only when there are resources available in the resource finder.
4. Select the resources to be assigned, and check the option **Commit selected resources**.

If you want this option to be checked by default, set the parameter `CHECK_COMMIT_RESOURCES_IN_RESOURCE_FINDER` to `true` in Administration Console. It is `false` by default. The setting of this parameter is only meaningful when you set the parameter `ENABLE_COMMIT_RESOURCES_IN_RESOURCE_FINDER` to `true`.

5. Click **Assign**.

The status of the assigned resources becomes committed.

Distributing Demand to Selected Resources Evenly in Resource Finder

In previous versions, when you assign resources to a position, PPM allocates the position demand unevenly. It uses up the remaining capacity of the first resource, then the second resource, and goes on

until demand is fulfilled. Starting from 9.32.0003, you can distribute demand to the selected resources evenly.

Do the following to distribute demand to resources evenly:

1. Set the parameter `ENABLE_DISTRIBUTE_RESOURCES_IN_RESOURCE_FINDER` to `true` in Administration Console.

It is `false` by default. Setting the parameter to `true` makes the option **Distribute demand evenly to selected resources** available in the resource finder.

2. In the Staffing Profile New UI or Gantt View of Resource Allocations Management page, click the assign icon for a position to open the resource finder.
3. Select at least two resources, and then the option **Distribute demand evenly to selected resources** appears.
4. Check the option **Distribute demand evenly to selected resources**.

If you want this option to be checked by default, set the parameter `CHECK_DISTRIBUTE_RESOURCES_IN_RESOURCE_FINDER` to `true` in Administration Console. It is `false` by default. The setting of this parameter is only meaningful when you set the parameter `ENABLE_DISTRIBUTE_RESOURCES_IN_RESOURCE_FINDER` to `true`.

5. Click **Assign**.

The position demand is distributed evenly to the selected resources, even when it results in over-allocation of some of the resources.

Recording Success Logs for Background Services

Starting from 9.32.0003, you can use the following parameters in Administration Console to enable recording success logs for background services.

Parameter Name	Description	Values
<code>ENABLE_LOG_SUCCESS_SERVICE_LIST</code>	Specify the reference codes of services. If these services are run successfully, PPM will record the success logs for them. Reference codes are separated by semicolon.	For example: <code>_COST_RATE_RULE_UPDATE_SERVICE; _COST_ROLLUP_SERVICE</code>

SERVICE_RECORDS_EXPIRATION_DAYS	Specify the duration (in days) of the success logs. The log that expire the duration will be removee automatically from the Service Records page.	Default: 14
---------------------------------	---	-------------

To view success logs for background services:

1. From the menu, select **Open > Administration > View Service Audit Page**.
2. Click the service for which you have enabled recording success logs.

The Service Records page opens listing all the success logs.

3. Click the detail link to view more details about the log.

Limitation: In 9.32.0003, you can only enable recording success logs for Cost Rate Rule Update Service.

Enhancements in Version 9.32.0002

PPM Center version 9.32.0002 includes the following enhancements:

Module	Enhancement
Project Management	<ul style="list-style-type: none"> • "Adding Options in Staffing Tab of Project Overview Page" on the next page
Resource Management	<ul style="list-style-type: none"> • "Adding Horizontal and Vertical Totals in Staffing Profile New UI" on the next page • "Enhancements on Specifying Requested Resources for Positions" on page 15 • "Filtering Positions by Unmet Demand and Over-allocation in Staffing Profile New UI" on page 15 • "Displaying Resource Remaining Capacity " on page 16 • "Not Sending Resource Requests for Positions of Certain Statuses" on page 17 • "Easier Way to Enter Efforts for Positions" on page 17

Note: These enhancements introduce several new strings. These strings are not localized in this patch release, displayed in English only.

Adding Options in Staffing Tab of Project Overview Page

To facilitate the use of staffing profile in the **Staffing** tab of the Project Overview page, PPM Center 9.32.0002 performs the following changes in the **Staffing** tab:

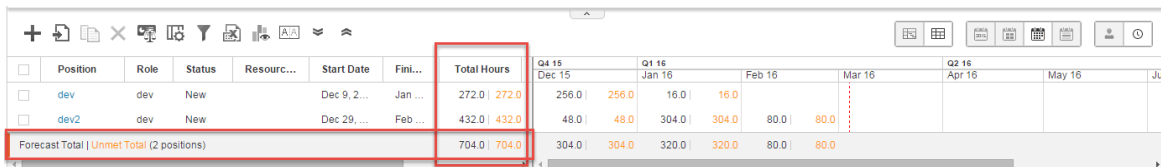
- Add a header, which includes the following:
 - The staffing profile name
 - The **Change Header** button or the **View Header** button, depending on your access grant
 - The **More** button, which includes the following options:
 - Configure Access
 - Configure Notifications
 - Delete Staffing Profile
 - Staffing Profile Audit Trail
- Add the **Export to Excel** option in the toolbar above the position table.

Note: Some of the buttons and options may not be available depending on your access grant.

For detailed use of these buttons and options, see the *HP Resource Management User's Guide*.

Adding Horizontal and Vertical Totals in Staffing Profile New UI

PPM Center 9.32.0002 adds the horizontal and vertical totals in the Table view of the Staffing Profile New UI, as shown below.



The screenshot shows a table view of a staffing profile. The table has columns for Position, Role, Status, Resourc..., Start Date, Fini..., and Total Hours. The Total Hours column is highlighted with a red box, showing values 272.0 | 272.0 for 'dev', 432.0 | 432.0 for 'dev2', and 704.0 | 704.0 for the 'Forecast Total | Unmet Total (2 positions)'. The table also includes a grid view of data for quarters Q4 15, Q1 16, and Q2 16, with columns for Dec 15, Jan 16, Feb 16, Mar 16, Apr 16, and May 16. The 'Forecast Total' row is also highlighted with a red box, showing values 304.0 | 304.0 | 320.0 | 320.0 | 80.0 | 80.0.

	Q4 15	Q1 16		Q2 16		
	Dec 15	Jan 16	Feb 16	Mar 16	Apr 16	May 16
dev	272.0	256.0	256.0	16.0	16.0	
dev2	432.0	48.0	48.0	304.0	304.0	80.0
Forecast Total Unmet Total (2 positions)	704.0	304.0	304.0	320.0	320.0	80.0

The horizontal totals, which include Forecast Total (displayed in black) and Unmet Total (displayed in orange), are added at the end of the position table.

The vertical total is Total Hours, Average FTE, or Total Days, depending on the display view. If the position table is in the Hours view, the Total Hours column is displayed. If the position table is in the FTE view, the Average FTE column is displayed. If the position table is in the Person Days view, the Total Days column is displayed.

Enhancements on Specifying Requested Resources for Positions

PPM Center 9.32.0002 implements the following enhancements on specifying resources for positions:

- The Specific Resources Requested column becomes a default column in staffing profile.
- In inline-edit mode, if you select only one resource that belongs to different resource pools in different periods, a window pops up asking you to select a resource pool for the requested resource.

The Resource Pool column is filled with the resource pool you select. The Resource Type and Cost Category columns are filled with the resource's type and cost category respectively.

- In inline-edit mode, if you select more than one resource, the Resource Pool, Resource Type, and Cost Category columns will not be updated or filled with the resources' attributes.

Filtering Positions by Unmet Demand and Over-allocation in Staffing Profile New UI

Starting from 9.32.0002, you can filter positions by unmet demand and over-allocation in Staffing Profile New UI. Clicking the Filter icon opens the filters.

The screenshot shows a filter dialog box with the following fields and options:

- Position Name: [Text Input]
- Role: [Dropdown Menu]
- Resource Pool: [Dropdown Menu]
- Include Blank Resource Pool
- Resources: [Text Input with Person Icon]
- Resource Type: [Dropdown Menu]
- Promise

Filter by Unmet Demand and Over Allocation:

- Unmet Demand no less than FTE
- Over Allocation no less than FTE
- From: [Dropdown Menu]
- To: [Dropdown Menu]
- [Search Icon]

The following table describes the unmet demand and over-allocation filters.

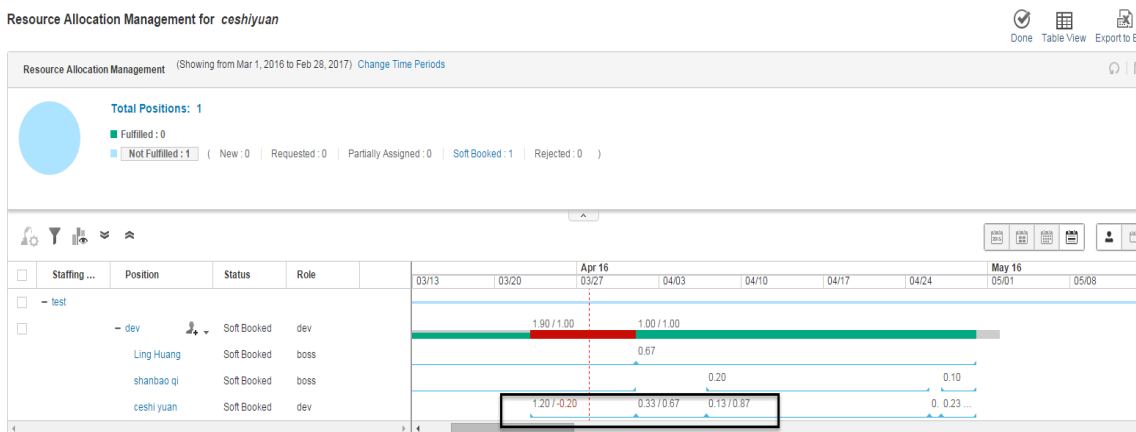
Filter	Description
Unmet Demand no less than	Filters the positions whose unmet demands are equal to or greater than the number of FTE you specified.
Over Allocation no less than	Filters the positions whose over-allocations are equal to or greater than the number of FTE you specified.
From_To_	The time range when unmet demand or over-allocation occurs. These two filters are enabled only when you select the Unmet Demand no less than or Over Allocation no less than checkbox. By default, the time range is the same as that of the staffing profile.

Displaying Resource Remaining Capacity

Starting from 9.32.0002, the following pages display the resource remaining capacity for each assigned resource:

- Gantt view of Resource Allocation Management page
- Staffing Profile New UI (both Gantt view and Table view)

The following is an example of how resource remaining capacity is displayed in the Gantt view of Resource Allocation Management page and Gantt view of Staffing Profile New UI.



Take "1.20/-0.20" for example. "1.20" is the resource allocation, while "-0.20" is the resource remaining capacity. If the resource is over-allocated, the remaining capacity is a negative value displayed in red.

The resource remaining capacity in the Table view of Staffing Profile New UI is displayed in the same way, except that if the resource is over-allocated, the resource remaining capacity is a positive value displayed in red.

Limitation

When a resource is assigned to two positions of a staffing profile and you edit the resource allocation in one of the position, the resource remaining capacity gets updated only in the position you are editing. You have to refresh the page to get the resource remaining capacity updated in both positions.

Not Sending Resource Requests for Positions of Certain Statuses

Starting from 9.32.0002, resource requests for the following positions are not sent any longer in the Staffing Profile New UI:

- Requested positions
- Fulfilled positions
- Softbooked positions that have zero unmet demand

Though you can still select these positions to have them listed in the Send Resource Requests window, there are no checkboxes in front of them. Therefore, clicking **Send** in the Send Resource Requests window will not send resource requests for these positions.

Easier Way to Enter Efforts for Positions

Starting from 9.32.0002, you can do the following to copy and paste efforts for positions in the same row in the Table view of the Staffing Profile New UI:

1. Select a cell to copy.
2. Use SHIFT + **click** to fill a range of other cells in the same row with the value.

Enhancements in Version 9.32.0001

PPM Center version 9.32.0001 includes the following enhancements:

Module	Enhancement
Admin Tools	<ul style="list-style-type: none"> • "Generating Java Dumps" on page 20
Platform	<ul style="list-style-type: none"> • "Preventing Data Loss Due to Inactivity in Request Details, Project Details, and Edit Time Sheet pages" below
Project Management	<ul style="list-style-type: none"> • "Display Enhancement to Overall Status section of Project Overview Page" on page 23
Resource Management	<ul style="list-style-type: none"> • "Hiding User Data Fields in Staffing Profile New UI" on the next page • "Able to Select All Resources in Assign Resource Dialog" on the next page • "Viewing Resource Pool Assignable Resources when Forwarding Requests" on page 21 • "Sorting Resources by Full Name Alphabetically in Assign Resource Window" on page 23 • "Clearing All Filters in Assign Resource Window" on page 23

Note: These enhancements introduce several new strings, for example, the **Check All** option in the enhancement ["Able to Select All Resources in Assign Resource Dialog" on the next page](#). These strings are not localized in this patch release, displayed in English only.

Preventing Data Loss Due to Inactivity in Request Details, Project Details, and Edit Time Sheet pages

You might spend long time entering data in pages like Edit Time Sheet page and Project Details page. However, PPM would regard this as inactivity and then terminate your session. This causes inconvenience because you have to start all over again.

Starting from version 9.32.0001, PPM introduces the following two parameters for you to specify the duration you can stay idle in the Request Details page, Project Details page, and Edit Time Sheet page. This helps prevent data loss because of inactivity in these pages.

Parameter	Description, Usage	Values
REQUEST_AND_PROJECT_KEEPALIVE_MAX_IDLE_TIME	You use this parameter to specify the duration (in minutes) that you can stay idle on the Request Details page and Project Details page before your session starts to time out.	Default value: 600 Valid value: integer

TIMESHEET_KEEPALIVE_MAX_IDLE_TIME	You use this parameter to specify the duration (in minutes) that you can stay idle on the Edit Time Sheet page before your session starts to time out.	Default value: 180 Valid value: integer
-----------------------------------	--	--

The KINTANA_SESSION_TIMEOUT parameter, which specifies the time to elapse before a user session times out, still takes effect when you use the above two parameters. They work together in the following way:

- When REQUEST_AND_PROJECT_KEEPALIVE_MAX_IDLE_TIME and TIMESHEET_KEEPALIVE_MAX_IDLE_TIME have values greater than 0, you can stay idle in the Request Details page, Project Details page, and Edit Time Sheet page for the specified duration. After the duration ends, the session times out when the time specified by KINTANA_SESSION_TIMEOUT is up.

In this case, as long as you are not idle in these pages performing actions like clicking the mouse and pressing keys, your session will not time out because PPM keeps the session alive.

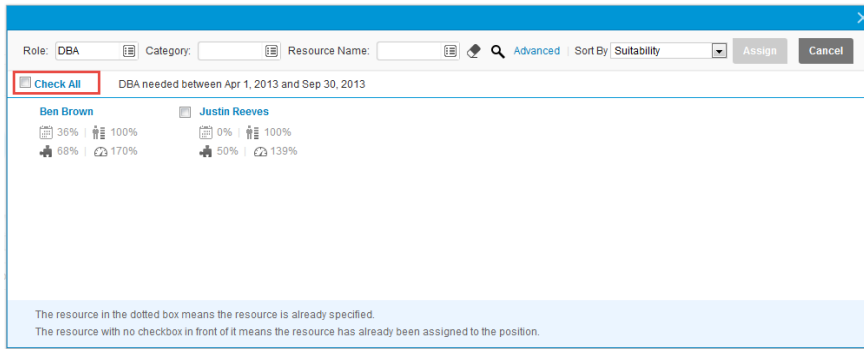
- When the value of REQUEST_AND_PROJECT_KEEPALIVE_MAX_IDLE_TIME is 0, KINTANA_SESSION_TIMEOUT works in the Request Details page and Project Details page as it does in other PPM pages: your session times out if no requests are sent from the browser to the server for a duration equal to or greater than the KINTANA_SESSION_TIMEOUT value.
- When the value of TIMESHEET_KEEPALIVE_MAX_IDLE_TIME is 0, KINTANA_SESSION_TIMEOUT works in the Edit Time Sheet page as it does in other PPM pages: your session times out if no requests are sent from the browser to the server for a duration equal to or greater than the KINTANA_SESSION_TIMEOUT value.

Hiding User Data Fields in Staffing Profile New UI

If you set the description of a user data field to be started with an exclamation mark (!), the user data field displays the value behind "!" as the field name. Therefore, when you set the description of the user data field to "!" with nothing followed, the user data field is hidden in the staffing profile page. If the user data field has a value, only the value is visible.

Able to Select All Resources in Assign Resource Dialog

Starting from version 9.32.0001, the **Check All** option is available in the assign resource dialog in the Staffing Profile New UI.



- Checking this option, you select all the displayed resources. However, the resources that are only displayed when you click **More** are not selected.
- If you check this option and then deselect some resources, this option is still checked. In this case, only the selected resources will be assigned.
- Not checking this option, you deselect all the resources.

Generating Java Dumps

PPM Center 9.32.0001 provides the following two simple ways for you to generate Java dumps (heap dumps and thread dumps):

Note: Java dumps can be generated for started PPM server only.

- Using the command `sh .\kGenJavaDump.sh`
 - a. Change to the `<PPM_Home>/bin` directory.
 - a. Run the command: `sh .\kGenJavaDump.sh`.
- Using the Administration Console
 - a. Log on to PPM Center.
 - b. From the menu item, select **Open > Administration > Open Administration Console**.
 - c. Select **Support Task > Generate Java Dumps**.
 - d. Click **Generate**.

The generated Java dumps are collected in the `<PPM_HOME>\bin\support\javadumps` folder:

- The heap dump files are in the following format:

`<NODE_NAME>_<PID>_<TIMESTAMP>_heap.hprof`

- The thread dump files are in the following format:

`<NODE_NAME>_<PID>_<TIMESTAMP>_thread.hprof`

Viewing Resource Pool Assignable Resources when Forwarding Requests

Starting from version 9.32.0001, as a resource manager, you can view the resource availability of any resource pool when forwarding requests. This helps make sure that you forward requests to effective resource pools that have assignable resources.

This enhancement is implemented to Forward request to another pool window opened from either of the following two pages:

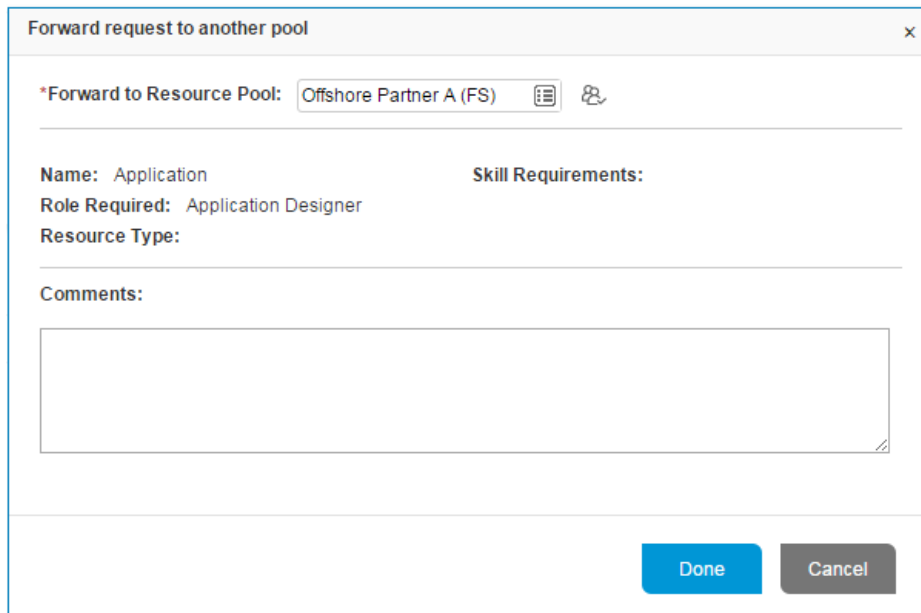
- Staffing Profile New UI
- Gantt view of Resource Allocation Management page


To view resource availability of a resource pool when forwarding requests:

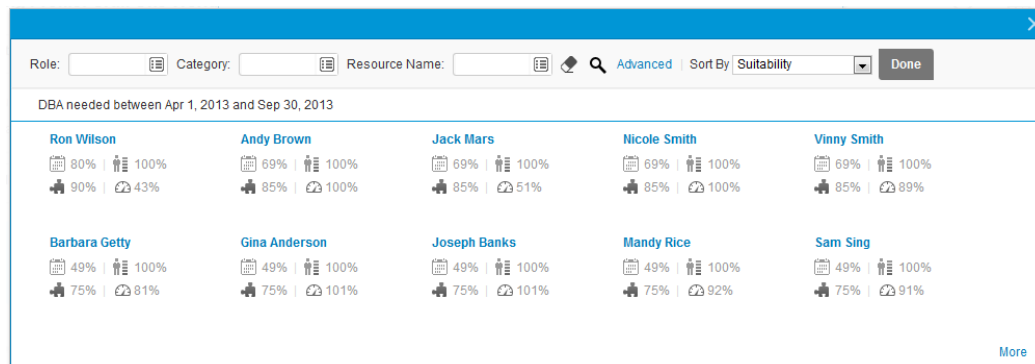
1. From the Staffing Profile page or the Resource Allocation Management page, open the Forward request to another pool window for a demanded position.

For information about how to open the Forward request to another pool window, see *HP Resource Management User's Guide*.

2. In the Forward to Resource Pool field, specify a resource pool. The icon  is enabled.



3. Click the icon . The resource query page opens, displaying all the assignable resources in the resource pool you specified.



You can use the Role, Category, Resource Name, and Sort By fields to filter the resources.

4. To check the assignable resources in other resource pools, you can do one of the following:
 - o Click **Done** to close the resource query window and go back to the Forward request to another pool window, and then repeat from step 2 to step 3.
 - o Use the Assignable Resources window.
 - i. Click **Advanced**. The Assignable Resources window opens in the Resource Results tab, which displays more details of assignable resources.

- ii. Click the **Modify Search Criteria** tab.
- iii. In the Resource Pool field, select another resource pool or multiple other resource pools you want to check.
- iv. Click **Search**. The Resource Results tab display the assignable resources in the resource pool (or resource pools).
- v. Click **Done** to close the Assignable Resources window and go back to the Forward request to another pool window.

Display Enhancement to Overall Status section of Project Overview Page

In previous sections, the Overall Status section of the Project Overview page is stretched across the screen when there are multiple project managers assigned for the project.

Starting from version 9.32.001, the project managers names are truncated when they exceed 80 characters. The full list of project managers names are shown in a tooltip when you put your mouse over the names. This helps avoid the page layout overflow issue.


Sorting Resources by Full Name Alphabetically in Assign Resource Window

PPM Center version 9.32.0001 enables you to sort resources by full name alphabetically in the assign resource window from the Staffing Profile New UI.

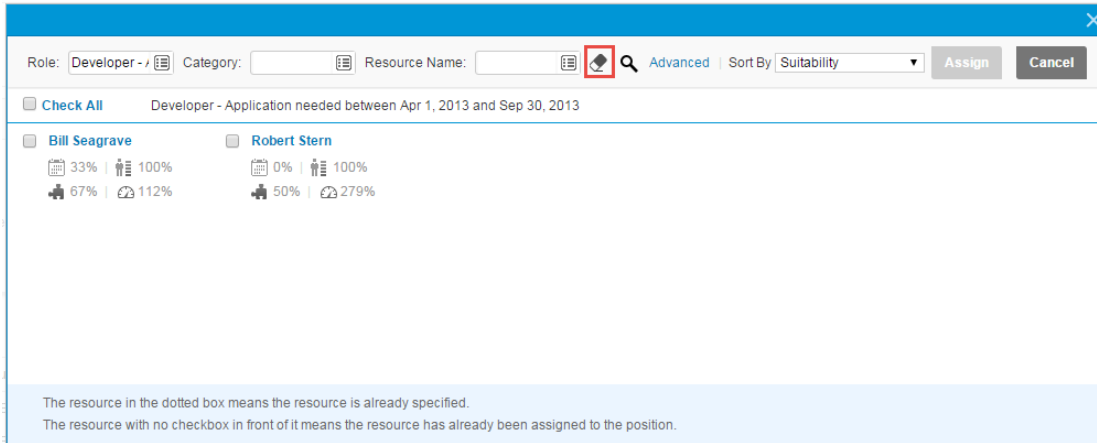
1. In the Staffing Profile New UI, click the Assign icon to open the assign resource window.
2. From the Sort By drop-down list, select **Resource Name**.

The resources in the assign resource window are sorted by full name alphabetically.

Clearing All Filters in Assign Resource Window

The Clear Filter icon () is added in the following windows:

- Assign resource window, opened from the Staffing Profile New UI and the Gantt View of the Resource Allocation Management page.
- Resource query window, which is used to view assignable resources in a resource pool. See "[Viewing Resource Pool Assignable Resources when Forwarding Requests](#)" on page 21.



Clicking this icon clears all the filters in the window. If you click the icon, the window refreshes with the update results only when you click the Search icon.

Chapter 4: Certifications

PPM certifies the support of the following in 9.32.0005:

- Microsoft Office Project Professional 2016 (both 32- and 64-bit)

Chapter 5: Fixes

Fixes in Version 9.32.0006

Costing

CR	Problem	Solution
QCCR1L62471	Total Forecast Cost in the Project Overview page > Cost tab > Resource Forecast Cost tab should not count manually added cost lines, labor or non-labor. It should count only the forecast costs from staffing profile.	Total Forecast Cost in the Project Overview page > Cost tab > Resource Forecast Cost tab counts forecast cost from staffing profile only.
QCCR1L64188	It takes longer than expected to run the Cost Rate Rule Update Service even when there are only a few changes.	If there are changes in a cost rate rule that has specified a resource, the Cost Rate Rule Update Service processes only the projects, time sheets, and staffing profiles that have the resource.
QCCR1L64241	Data sync between staffing profiles and financial summaries is slow.	The performance of data sync between staffing profiles and financial summaries is improved.
QCCR1L64324	If you add a benefit line user data field validated by SQL that includes the token [FS.FINANCIAL_SUMMARY_ID], you fail to update benefit lines user data.	You can update financial summary benefit lines user data when the validation of the user data field is validated by SQL that includes the token [FS.FINANCIAL_SUMMARY_ID].
QCCR1L64476	Cannot find the element <editable> in the xsd file of the web service readFinancialSummary.	The xsd file of the web service readFinancialSummary now shows the element <editable>.
QCCR1L64555	When you use a web service to add a financial summary forecast cost line that has some user data fields configured, the web service fails because a user data field is validated by SQL that includes tokens.	You can use web services to add financial summary forecast lines that have user data if the validation of user data fields are validated by SQLs that includes the following token: <ul style="list-style-type: none"> [FS.FINANCIAL_SUMMARY_ID]

		<ul style="list-style-type: none"> • [FS.FORECAST_ACTUAL_ID] • [SYS.USER_ID] • Tokens of other fields in the same user data.
QCCR1L64763	If a project is created by the web service, its actual cost is not rolled up to the financial summary from the work plan.	If a project is created by the web service, its actual cost is rolled up to the financial summary from the work plan
QCCR1L64851	If you enter forecast and actual cost in Month view and then you switch to Year view and edit either the actual or forecast cost, the next time you go to Month view, period data will be recalculated for both actual and forecast cost. The cost that you do not change should not be recalculated.	If you enter forecast and actual cost in Month view and then you switch to Year view and edit either the actual or forecast cost, the next time you go to Month view, period data is recalculated only for the cost that you have edited.

Dashboard

CR	Problem	Solution
QCCR1L57995	When you export a dashboard page that contains pivot portlets to PDF, the pivot portlets are not displayed correctly in the exported file.	Pivots portlets are displayed correctly when exported to PDF.
QCCR1L63463	After the upgrade to 9.32.0004, SSL login does not work.	SSL login now works as expected.
QCCR1L63717	No result returns when clicking on a bar in the Summary Request Bar Chart portlet grouped by a custom date field.	Show the result correctly when clicking on a bar in the Summary Request Bar Chart portlet grouped by a custom date field.

Demand Management

CR	Problem	Solution
QCCR1L49581	Fail to use web services to update financial summary forecast lines user data if the validation of a user data field is validated by SQL that includes	You can use web services to update financial summary forecast lines user data when the validation of a user data field is validated by SQL that includes the

	tokens.	<p>following token:</p> <ul style="list-style-type: none"> • [FS.FINANCIAL SUMMARY ID] • [FS.FORECAST_ACTUAL_ID] • [SYS.USER_ID] • Tokens of other fields in the same user data
QCCR1L63737	When there is a line break or space between two table names in the "from" clause of a field's SQL validation, PPM cannot parse the SQL and generates wrong triggers.	<p>When there is a line break or space between two table names in the "from" clause of a field's SQL validation, PPM can parse the SQL successfully.</p> <p>Limitation: PPM cannot parse the SQL where inner join between two tables exists in the from clause.</p>
QCCR1L63849	When you save a search, the total number of the search results will be saved too. The next time you run the search, the saved total number does not include new records that meet your search criteria.	PPM does not save the total number of records of saved search. Instead, it recalculates the total number every time you run the saved search.
QCCR1L63944	The autocompletion feature of Internet Explorer memorizes the values that were previously selected. However, when you select a value from its proposed values, it does not trigger UI rules and the value is not saved. PPM should either support or forcibly disable autocompletion.	PPM disables the autocompletion feature of Internet Explorer.
QCCR1L64317	When you add a request (the child) as reference to another request (the parent), and the child request is of a request type that has a bigger batch number than the parent request type, you will get an error "java.lang.IndexOutOfBoundsException".	You are now able to add a request as reference to another request no matter what is the batch number of the child request type.
QCCR1L64407	In localized language sessions, it takes long to load the Request List portlet.	<p>The performance issue is caused by too frequent visiting of database for validation translations.</p> <p>A new parameter REQUEST_CONTEXT_SENSITIVE_VALIDATION_USED_IN_PORTLET is added to improve the performance.</p>

		<p>When set to false (default value), PPM visits the database only once, that is when the portlet is first loaded regardless of language sessions, and retrieves the translations for all the validations. In this case, PPM does not translate the validation values that are particular to a request in the portlet, for example, the values of the ACL field "Project Manager". This greatly reduces the time to load the portlet.</p> <p>When set to true, PPM keeps the old behavior: visit the database for the translation of every validation every time loading a portlet line.</p>
QCCR1L65003	If a new project manager is added to a project via the project details page, the new project manager is unable to see the issues/risks/scope changes logged by the other existing project managers.	New project managers that are added via the project details page are able to see all the issues/risks/scope changes logged against the project.
QCCR1L65357	If you do a request search using the "Active Workflow Step" filter, once you execute the search, the results appear. However, when you go back to look at the original filters in advanced search, the "Active Workflow Step" filter is blank.	The filters have the same values after you go back to the search criteria via Modify Search.

Deployment Management

CR	Problem	Solution
QCCR1L62448	kDevMigratorExtract.sh cannot be used in cluster environments.	kDevMigratorExtract.sh can now be used in cluster environments.
QCCR1L64108	Unable to migrate work plan templates in the clustered environment using kMigratorImport.sh.	You can use kMigratorImport.sh to migrate work plan templates in the clustered environment successfully.
QCCR1L64270	Cannot add attachment reference to a package because of the error "ORA-01086: savepoint 'LOCK_POINT' never established in this session or is invalid."	You can now add attachment reference to a package successfully without the error.
QCCR1L64348	The following error occurs when you	If you encounter the error when running

	<p>manually run the sqlplus command of the Package History Report:</p> <pre>-bash: syntax error near unexpected token `('</pre>	<p>the sqlplus command of a report, add the following parameter to the server.conf file:</p> <pre>ADD_QUOTES_FOR_DB_CONNECTION = true</pre> <p>This will automatically adds single quotes outside the command description.</p>
QCCR1L64362	<p>It is difficult to debug when logs and output files of concurrent requests cannot be retrieved.</p>	<p>Two parameters are added to fix the issue:</p> <ul style="list-style-type: none"> • ENABLE_CONC_FILES_RETRIEVAL_DEBUG • ENABLE_SCP_CLIENT_DEBUG <p>By default, they are false. If you want to troubleshoot the concurrent request logs retrieval from Oracle EBS server to PPM server, set them both to true, then you can get detailed debugging message from the package line logs.</p> <p>Even when the two parameters are false, if there are exceptions, the exceptions are always printed into the package line logs.</p>
QCCR1L64758	<p>Unable to open package line logs unless you have User Administration license.</p>	<p>Opening package line logs does not require the User Administration license.</p>

Integrations

CR	Problem	Solution
QCCR1L64106	<p>Creating a QC/ALM defect does not create a PPM request successfully. The PPM request stays in the Not Submitted status and cannot be submitted manually.</p>	<p>Creating a QC/ALM defect creates a PPM request successfully.</p>
QCCR1L64126	<p>DMS migration to an external database fails due to the error "ORA-01000: maximum open cursors exceeded."</p>	<p>DMS migration to an external database succeeds without the error.</p>
QCCR1L64167	<p>Cannot submit time sheets by the PPM</p>	<p>The strings are removed from the</p>

	TM Submission app, because the TM Submission URL contains strings that is blocked by customer SSO configuration.	app URL.
QCCR1L64260	When you access PPM with SiteMinder authentication, dashboard pages cannot be displayed properly on some nodes.	When you access PPM with SiteMinder authentication, dashboard pages are displayed properly on all nodes.
QCCR1L65055	For QC/ALM-controlled field mappings, if you empty the value of an ALM field such as "Target Release" or "Detected in Release", the value of the corresponding PPM field is cleared and the earlier value is kept.	For QC/ALM-controlled field mappings, if you empty the value of an ALM field such as "Target Release" or "Detected in Release", the value of the corresponding PPM field is also cleared.
QCCR1L65181	You get "Invalid Username or Password" message when importing the work plan or synchronizing the work plan using MSP plugin with SSO authentication.	You can successfully import work plan or synchronizing the work plan using MSP plugin with SSO authentication.
QCCR1L65365	Fail to use MSP plugin to upload a work plan to PPM after installing Patch KB4011084 for MSP 2013.	Able to use MSP plugin to upload a work plan successfully to PPM after installing Patch KB4011084 for MSP 2013.

Platform

CR	Problem	Solution
QCCR1L59238	When you click Sign Out in the request details or project details page, you are redirected to the login page, however, if you then click the browser's back button, you go back to the request details or project details page.	Once you log out from a PPM page, clicking a browser's back button takes you to the login page.
QCCR1L59422	After you submit an Excel report successfully, the blank windows stays open after downloading the report is completed	The blank window is closed automatically when the download is completed.
QCCR1L63002	In Internet Explorer 11, the hierarchical view of the Skill field does not work properly when you zoom out to a percentage below 100%. Only two buttons are visible, but no values.	The hierarchical view of the field works as expected no matter you zoom out or zoom in.
QCCR1L64282	The database is locked by the following query: Select * From QRTZ_LOCKS	The race condition issue of Quartz that causes the problem is fixed.

	WHERE LOCK_NAME= :1 FOR UPDATE	
QCCR1L64318	When you use Internet Explorer to access PPM, the resource /itg/web/knta/global/images/favicon-whiteonred.ico causes session timeout.	PPM makes /itg/web/knta/global/images/favicon-whiteonred.ico a static resource which does not cause session timeout.
QCCR1L64488	When you use the web service updateFinancialSummary to set the <editable> property to false, and then read the modification via the web service readFinancialSummary, you find the property value is still true.	The web service readFinancialSummary always shows the up-to-date value for the <editable> property.
QCCR1L64738	Cannot use the Shift or Ctrl key to select multiple values in an auto-complete list.	Able to use the Shift or Ctrl key to select multiple values in an auto-complete list.
QCCR1L64910	PPM nodes outage happens frequently with ActiveMQ errors.	PPM nodes are running normally.
QCCR1L64953	Some users are not able to access the system and no real exception is captured.	Users that are unable to login are informed of an corresponding warning or error.
QCCR1L64968	HTTP basic authentication fails for users with redundant spaces in their usernames.	Users with spaces in their usernames can log in PPM successfully.
QCCR1L65196	Unable to launch the Open Workbench or Open Workbench on Desktop menu option.	Able to open PPM Workbench via the menu option Open Workbench or Open Workbench on Desktop

Program Management

CR	Problem	Solution
QCCR1L64580	After running the report Run Field Security Denormalization, newly added program managers cannot view the program's reference requests that use custom tokens for the user access and are added before the program is renamed.	After running the report Run Field Security Denormalization, all the program managers can view the program's reference requests that use custom tokens for the user access and are added before the program is renamed.

Project Management

CR	Problem	Solution
QCCR1L61178	Suppose you set the parameter COST_CAPITALIZATION_ENABLED to true, select "Calculate the forecasted labor costs from the staffing profile" in the the project settings, and create the staffing profile when the project request is in the Draft or Not Submitted status. The Expense Type field in the position window is not editable.	Under the same circumstance, the Expense Types is now editable.
QCCR1L64134	Cannot update the task details of an imported work plan template.	Able to save the updates to the task details of an imported work plan template.
QCCR1L64573	The formats of date field in work plan user data and in task user data are not consistent.	The formats of date field in work plan user data and in task user data are the same.

Resource Management

CR	Problem	Solution
QCCR1L59115	If a position's status is not New, when sending resource request for the position, duplicate email notifications are sent to the resource pool manager.	<p>If a position's status is soft booked or partially assigned,</p> <ul style="list-style-type: none"> when sending resource request to a different resource pool, the old resource pool manager receives a withdrawal notification and the new resource pool manager receives a resource request notification. when sending resource request to the same resource pool, the resource pool manager receives a resource request notification.
QCCR1L63884	If a position's period contains or is around	Position's period is not influenced

	Daylight Saving Time start date or end date, after you save and open the position again, its period gets changed.	by Daylight Saving Time. It is always the same as what you entered.
QCCR1L64222	When RESOURCE_FINDER_MINIMUM_SUITABILITY is set to 0, the resources whose suitability score is 0 do not appear in the resource finder.	When RESOURCE_FINDER_MINIMUM_SUITABILITY is set to 0, the resources whose suitability score is 0 appear in the resource finder.

Time Management

CR	Problem	Solution
QCCR1L63971	If a project enables tracking time at the task level and allows project resources to log time on the project, resources assigned to the project's staffing profile cannot log time on the tasks of the project.	If a project enables tracking time at the task level and allows project resources to log time on the project, resources assigned to the project's staffing profile are able to log time on the tasks of the project
QCCR1L64479	If a user has already marked his/her assignment 100% complete in the time sheet, the user should not be able to log time on the task again even when the task is not 100% complete.	If you do not want users who have completed their assignments on a task to continue logging time on the task, add the following in the server.conf file: TM_CANNOT_ADD_ASSIGNMENT_COMPLETE_TASK=true
QCCR1L64510	Suppose you add a task to a time sheet, and the task is then closed by the project manager. If you continue logging time against the task, saving the time sheet reopens the task and updates the percent complete value.	You can still log time against a task that is closed after being added into a time sheet. However, if you add the following to the server.conf file, the time logged against the task does not change its percent complete value or reopen the task: TM_CANNOT_REOPEN_CLOSED_TASK=true
QCCR1L64541	In time sheets, the option "Tab key goes to next: Item Day" does not work in IE 11 in some clients.	In time sheets, the option "Tab key goes to next: Item Day" works as expected in IE 11 in all clients

QCCR1L64835	The column "Approvable Line Costs" in the Approve Time page shows zero when the actual value is not.	The column "Approvable Line Costs" in the Approve Time page shows correct values.
-------------	--	---

Fixes in Version 9.32.0005

Costing

CR	Problem	Solution
QCCR1L63123	It is difficult to resize the total value column in the Cost Details and Benefit Details sections of financial summary. You have to put the cursor in the exact position.	Resizing the total value column in Cost Details and Benefit Details sections becomes easy, as the area where you can focus the cursor is widened.
QCCR1L63503	The CATEGORY_CODE column of the KCST_BUDGET_LINES table only allows 30 characters, while the code column in other tables allows 40 characters. This column in all the tables should use the same length.	The data type of the CATEGORY_CODE column is updated from 30 to 40 in the following tables: <ul style="list-style-type: none"> • FM_BENEFIT_LINES • FM_BENEFIT_LINES_CDC (only used for Operational Reporting) • FM_FAL_CDC (only used for Operational Reporting) • FM_FORECAST_ACTUAL_LINES
QCCR1L63932	FX Rates Update Service does not update the actuals of any project after a rate is changed.	FX Rates Update Service updates the actuals of all projects after a rate is changed.
QCCR1L64190	Cost Rate Rule Update Service works in incorrect sequence: it should calculate time sheets costs before triggering the Cost Rollup Service.	Cost Rate Rule Update Service calculates time sheets costs before triggering the Cost Rollup Service.

Dashboard

CR	Problem	Solution
----	---------	----------

QCCR1L62964	When you export a portlet to Excel, the 0s to the right of thousand numbers are lost. For example, you see in the portlet "2.000", but in the exported Excel, this number becomes just "2". This happens when the number has no decimals. If the number has decimals, the 0s are kept.	The 0s of thousand numbers are always kept when exported to Excel.
QCCR1L63651	When you export a portlet to Excel and directly open the file without saving it, the URLs for the requests are like "file:///... ". If you save the file, the URLs are still pointing to a "file" (in the temp folder on the client machine) and then if you click a URL, you get the error "Cannot open the specified file".	URLs for requests in an exported Excel file start with "http" or "https" and take you to the corresponding request page in PPM.

Demand Management

CR	Problem	Solution
QCCR1L63093	PPM fails to run some Web services such as setRequestsFields, executeWFTransactions, and getRequests.	PPM runs these Web services successfully.
QCCR1L63267	Some standard functionalities like creating request or searching requests by the request type filter are very slow.	There is no performance issue in the request type field.

Deployment Management

CR	Problem	Solution
QCCR1L62761	When Oracle EBS 12.2.5 is used as the Object Migrator Host, if you submit an Object Migrator concurrent request from Deployment management Extension for Oracle Apps, the request fails to be fulfilled, showing the "SYSTEM-UNABLE TO SET NLSSORT" error.	When Oracle EBS 12.2.5 is used as the Object Migrator Host, if you submit an Object Migrator concurrent request from Deployment management Extension for Oracle Apps, the request is fulfilled successfully.
QCCR1L62774	If there are more than 5000 security groups with the access grant "Submit Reports" or "Edit All Reports" in a PPM instance, migrating a report type to this instance	Migrating a report type to a PPM instance which has more than 5000 security groups with the access grant "Submit Reports" or "Edit All Reports"

	fails.	is successful.
QCCR1L63623	Migrating some files using SCP command fails.	Migrating files using SCP command works as expected.

Documentation

CR	Problem	Solution
QCCR1L62536	Project filter on the Add Task to time sheet window should not display closed projects.	<p>Add a note as follows in the Adding tasks to a time sheet section of Time Management User Guide:</p> <p>Closed projects are also included in the list. However, you are still unable to log time against tasks of closed projects.</p>

Integrations

CR	Problem	Solution
QCCR1L59323	The ALM/QC integration does not work if some PPM-ALM field mappings become invalid in a way that user are unaware of, for example, an ALM field is changed by the upgrade process.	<p>The integration previously does not work when:</p> <ul style="list-style-type: none"> • PPM field is removed. • The token of PPM field is changed. • ALM/QC field is removed. <p>Now the integration works in these cases and corresponding warning messages are recorded in the PPM server logs.</p>
QCCR1L59443	Documents are not deleted from database DMS if you delete documents from the attachment fields of requests.	When a document is deleted from an attachment field, PPM makes the columns PARENT_ENTITY_ID and PARENT_PRIMARY_KEY null for the document in the table KNTA_DOCUMENTS. Document Cleanup Service will remove documents whose PARENT_ENTITY_ID and PARENT_PRIMARY_KEY are null.

		This solution only works for newly deleted documents. If you want to clean the previously deleted documents, use the function <code>kcrt_request_util.is_attachment_empty</code> to search the documents.
QCCR1L62646	If the "ALM - Create QC Requirement" execution step fails, and you then retry the execution with exactly the same information, it does not fail but instead gets timed out and just hangs.	PPM now rolls back the transaction and create a new transaction to update table <code>ppm_int_qc_entity_map</code> when the ALM REST service fails to create ALM entities.
QCCR1L62807	For QC/ALM-controlled or bidirectionally-controlled field mappings, if you empty the field value in ALM, the value of the corresponding PPM field will not be cleared and the earlier value will be kept.	For QC/ALM-controlled or bidirectionally-controlled field mappings, if you empty the field value in ALM, the value of the corresponding PPM field will be cleared accordingly.
QCCR1L62895	When you add an integration configuration for View Project Quality with the QC/ALM Server URL field starting with "https", you will see an error message with red font: You must provide a valid URL for the field "QC/ALM Server URL". For Example, <code>http://<server>:<port>/qcbn/</code> .	When you add an integration configuration for View Project Quality with the QC/ALM Server URL field starting with "https", the error will not occur.
QCCR1L63004	Cannot configure the ALM/QC integration when the password of your ALM account contains special characters like "<" or "&".	You can now configure ALM/QC integration when your ALM password contains special characters.
QCCR1L63997	When you connect to PPM from the Microsoft Project plug-in using SSO, the login form shows the "About HP Project and Portfolio Management Center" page of PPM. If you close the form manually, the "Invalid Username/Password" error appears.	You can connect to PPM from the Microsoft Project plug-in using SSO successfully.

Platform

CR	Problem	Solution
----	---------	----------

QCCR1L59972	Several requests send multiple email notifications (50-100 at different time intervals) after the upgrade to PPM 9.31.	This issue occurs because the default language and country code are null. Email notifications are not sent repeatedly now as PPM sets the default language and country code to "en" and "US" respectively.
QCCR1L59997	When a resource who is not in any resource pool is selected in the "Specific Resources Requested" field, and then the Resource Manager tries to assign the resource, PPM 9.31 gives the error message: "NoTitle - NoText".	Resources who are not in any resource pool or are in a different resource pool than a position's resource pool cannot be assigned to the position.
QCCR1L61695	When you add the Resource Allocation Management page to My Links, it gets displayed in My Links. However, after you go to another page and add it to My Links, the Resource Allocation Management page is no longer displayed in My Links.	The Manage Allocations page, if added to My Links, will always be displayed in My Links.
QCCR1L63099	PPM logs different exceptions as IO ERROR indiscriminately, which causes confusion.	These exceptions are recorded as separate errors in the PPM server logs.
QCCR1L63109	There is no timeout when connecting to SMTP server. If SMTP server is down, the email notification server will hang forever.	If SMTP server is down, the email notification server will time out.
QCCR1L63111	When PPM email notification service fails to update the status of sent notifications correctly, it would send all notifications in the next run. This results in sending duplicate emails.	The email notification service is improved to avoid sending duplicate emails.
QCCR1L63600	RMI connection leak causes PPM to be unstable.	RMI connections are closed properly so that PPM multicast works stably.
QCCR1L63634	Sometimes some reports stay in "Running" and do not complete their commands even if an error is thrown: "nested detail: DB Package error: ORA-29471: DBMS_SQL access denied {KNTA_LOCK-200}"	The reports are working as expected without the error.
QCCR1L63654	Memory leak occurs in the org.hibernate.impl.SessionImpl objects.	Memory leak does not occur in the objects.
QCCR1L63794	Cannot add a program as a reference to a project.	You can now add a program as a reference to a project.

QCCR1L64040	FX Rate Update Service commits all changes of staffing profiles in one transaction, which may cause OOME.	FX Rate Update Service commits changes of staffing profiles one by one.
QCCR1L63320	JSP reports cannot parse tokens passed from the previous commands in runtime.	JSP reports support runtime tokens.

Project Management

CR	Problem	Solution
QCCR1L58318	Errors appear when trying to delete a work plan created from a template.	You can delete a work plan created from a template without the errors.
QCCR1L60178	Users who have many wp_taks_owner records may experience performance issue in the Project Overview page.	The performance issue in the Project Overview page for these users is improved.
QCCR1L61350	In the work plan where daily working hours is set to 7.6, scheduled effort is not calculated correctly in the Quick view.	Scheduled effort of a work plan whose daily working hours is set to 7.6 is calculated correctly in the Quick view.
QCCR1L63464	The error "java.lang.NumberFormatException" occurs when you try to resize the date column of a work plan.	You can resize the date column of a work plan as you want.
QCCR1L63604	Deleting a project results in the loss of financial summaries of other entities that are not linked to the deleted project.	Deleting a project does not delete the financial summaries of other unlinked entities.
QCCR1L63987	Cannot add references for project tasks.	You are now able to add references for project tasks.
QCCR1L63355	Upon doing a search for resources and exporting the result list to Excel, the resource user data columns in the exported Excel show "parameter" value instead of "visible parameter" value of the user data fields.	The "visible parameter" values of the user data fields are used in the exported Excel files.

Resource Management

CR	Problem	Solution
QCCR1L58960	When you add a position to a proposal staffing profile and create a project from the proposal, the "Assignments needed" section is empty in the Add Position window if a project manager log in to view the position.	Start date, end date and FTE fields are present in the "Assignments needed" section in the Add Position window.
QCCR1L59225	The resources assigned to a specific position should be sorted by full name alphabetically.	The resources assigned to a position are sorted by full name alphabetically in staffing profile New UI.
QCCR1L62780	In staffing profile New UI, suppose you enter effort for each month of a quarter (Q1 for example) in the Month view, and then enter effort for another quarter (Q2 for example) in the Quarter view. Q1 effort is broken down evenly into 3 months, overriding the original value of each month in Q1.	If you enter effort in a different view, PPM compares with the it with the old value. If the old and new total values of the period are the same, PPM keeps the old effort values while saving positions or assignments.
QCCR1L62899	Inactive resources should not be assigned to positions in staffing profile New UI.	Inactive resources cannot be assigned to positions in staffing profile New UI.

Time Management

CR	Problem	Solution
QCCR1L62833	An error occurs when viewing Approvals/Transaction Details and then closing the window: "Your session has timed out due to inactivity. Any unsaved changes have been lost. Please refresh the Time Sheet to continue with your changes."	The error does not occur when viewing Approvals/Transaction Details and then closing the window.
QCCR1L63107	Daily cost of time sheets created through the Web service is not synchronized to financial summary.	Actuals of time sheets created through the Web service is synchronized to financial summary.
QCCR1L63353	If you submit time sheets through the SOAP Web service, the time sheets daily costs are not	If you submit time sheets through the SOAP Web service,

	calculated.	the time sheets daily costs are calculated.
QCCR1L63388	The column "Approvable Line Costs" in Approve Time page shows zero, which is incorrect.	The column "Approvable Line Costs" in Approve Time page shows correct values.

Fixes in Version 9.32.0004

Costing

CR	Problem	Solution
QCCR1L60688	In Project Overview page > Cost tab > Resource Forecast Cost tab, the cost table should not be viewed by users without the "View Project, Program, and Time Sheet Cost Data" access grant.	Users cannot access the cost table in Resource Forecast Cost tab without required permissions.
QCCR1L61450	In Project Overview page > Cost tab > Resource Forecast Cost tab, when nobody is assigned to a position, it reads "No Assignement" which should be "No Assignment".	The spelling error is corrected in the Resource Forecast Cost tab.
QCCR1L61599	In Years view of financial summary, when you add new cost lines with the expense type "Capital", and then change the type to "Operating", the actuals columns are not displaying correct values.	In Years view of financial summary, when you add new cost lines with the expense type "Capital", and then change the type to "Operating", the actuals columns are displaying correct values.
QCCR1L61668	The line graph of approved budget should match the start date and end date of fiscal year instead of calendar year.	The line graph of approved budget matches the start date and end date of fiscal year.
QCCR1L61803	Total values in Financial Summary Compare Snapshots are not calculated correctly.	Total values in Financial Summary Compare Snapshots are calculated correctly.
QCCR1L62031	The column heading "Total Hours" in Project Overview page > Cost tab > Resource Forecast Cost tab should be "Total Cost" or something similar.	The column name "Total Hours" in Project Overview page > Cost tab > Resource Forecast Cost tab is corrected to "Total Cost".

QCCR1L62403	Period sums and totals are not correct in financial summary when changing Type or Expense Type in Years view.	Period sums and totals are correct in financial summary when changing Type or Expense Type in Years view.
QCCR1L62422	<p>When your project region is different from your base currency, the values and symbols for NPV and Nominal Return shown on Project Overview page > Cost tab > Financial Summary tab are incorrect.</p> <p>For example, suppose the base currency is AUD whereas the project region is NZD. When you look at the Financial Summary tab , NPV and Nominal Return are AUD values shown in NZD currency symbol.</p>	NPV and Nominal Return use base currency in Project Overview page > Cost tab > Financial Summary tab, so that the values and currency symbols are consistent.

Dashboard

CR	Problem	Solution
QCCR1L61232	When you log in PPM with French and try to export a request search to Excel, the file generated is not a file with xls extension and the name is wrong.	When you export a request search to Excel in French session, the exported file has correct file name with correct extension.
QCCR1L61632	It takes long to open a Dashboard page that contains 7 or 8 portlets.	The time it takes to open a Dashboard page is decreased.
QCCR1L62122	Chart portlets cannot be displayed because of the error "Could not initialize class ilog.views.util.swing.IlvSwingUtil."	Chart portlets can be displayed correctly without the error.
QCCR1L62733	If you check Export to HTML Excel in portlet reference page, the portlet digital data does not get rounded off in the exported Excel. If you do not check Export to HTML Excel , the digital data gets rounded off in the exported Excel but is displayed as text which cannot use Excel functions.	If you do not check Export to HTML Excel in portlet reference page, the portlet digital data gets rounded off in the exported Excel and is displayed as numbers which can use Excel functions.
QCCR1L61300	When exporting a pivot type portlet with more than 3 columns by 3 rows to Excel, the header that expands both columns and rows do not match its body columns.	When exporting a pivot type portlet with more than 3 columns by 3 rows to Excel, the header that expands both columns and rows is in the correct position covering all its body columns.

Demand Management

CR	Problem	Solution
QCCR1L52350	The "Report Running" Notifications as well as the notifications for failed reports are not received.	You can now receive Report Running notifications and notifications for failed reports.
QCCR1L52844	The transition step name is not shown in the graphical view of the request from a particular execution step. This particular execution step uses validation with SQL to derive the transition name. The transition name from that particular execution steps is only visible after the step has been traversed.	When PPM gets the transition name it only gets meaning, but if the transition uses a validation with SQL, there's no meaning. In this case, PPM uses code as the transition name. Therefore, the transition step name will be shown in the graphical view of the request.
QCCR1L60943	When you add a row to a table component field, click Save, and then quickly double-click a workflow action button, duplicate table component rows are created.	When you add a row to a table component field, double-clicking a workflow button will not create duplicate table component rows.
QCCR1L61231	Not able to add a new reference (Request (New)) to a project. The error "Entity not found." is displayed.	You are now able to add a new reference (Request (New)) to a project.
QCCR1L61537	When you create a new request from references section and when the request types of child request and parent request are different, table component of the child request does not retain values in table component of the parent request.	When you create a new request from references section and when the request types of child request and parent request are different, table component of child request retains values in table component of parent request.
QCCR1L61753	Table Component stops working when a drop-down list value in use is disabled.	Disabled values in the drop-down list do not prevent table component from working.
QCCR1L61865	Error message appears when using the getRequests Web service if requests have attachments. The error occurs only when there are attachments in requests.	Using the getRequests Web service when requests have attachments does not produce the error.
QCCR1L62612	A proposal with data populated in Financial Data Table fails to be converted to a project.	Proposals are converted to projects successfully with their IDs referred to each other.

Deployment Management

CR	Problem	Solution
QCCR1L47732	When you create a report, schedule the report to run some time after the creation time, and then change the settings to run the report immediately, you will find the Run Date is the report creation time instead of the report run time.	The Run Date displays the run time of reports instead of creation time of reports.

Documentation

CR	Problem	Solution
QCCR1L59989	SQL rule fails to update a field when it is not visible in request details page and there are no other visible fields in the current section.	<p>Add the following note in the "Type of Request Type Rules" section of the Demand Management Configuration Guide:</p> <div style="border: 1px solid gray; padding: 5px; background-color: #f0f0f0;"> <p>Note: If all fields in a section of a request details page are invisible, SQL-based rule does not work for any fields in the section. It works for all fields in the section when at least one field in the section is visible.</p> </div>

Integrations

CR	Problem	Solution
QCCR1L59692	Under Generic SSO, PPM throws an unknown error when you click Sign-out link after waiting for as long as KINTANA_SESSION_TIMEOUT specifies.	Under Generic SSO, you can sign out without the error.
QCCR1L61457	When trying to download an attachment from ALM in PPM, the downloaded file is empty. This happens only for attachments where the file name contains space. It works fine for file names without space.	You can now download ALM attachments in PPM when the file name contains space.

QCCR1L61999	When trying to map multi-select field values, the values are successfully updated from PPM to ALM. But when trying to update from ALM to PPM, single values are getting updated but multiple values are not.	The multi-select field values can be updated from ALM to PPM.
QCCR1L62537	The user's regional calendar will be updated to the calendar of the default region, if the region is not specified when submitting the import users report. This will causes inconsistency between region and region calendar.	The user's regional calendar will keep the original value if the region is not specified and " Keep existing values for empty columns? " option is set to Yes when submitting the import users report.
QCCR1L62532	PPM - ALM synchronization fails when trying to reopen PPM request from ALM side.	PPM-ALM synchronization will not fail when trying to reopen PPM requests from ALM side.

Platform

CR	Problem	Solution
QCCR1L60893	When you export a program to Excel, the Excel file is generated with .do extension. It should be ended with .xls extension.	The exported Excel file is ended with .xls extension.
QCCR1L61112	When a project is created using ksc_create_project, the REF_RELATIONSHIP_ID is 16, but when a request, from which a project gets created, is saved after creation, the REF_RELATIONSHIP_ID is getting changed to 400.	REF_RELATIONSHIP_ID is correct when you create project using ksc_create_project.
QCCR1L61530	For scheduled reports with advanced notifications configured for failed reports, PPM does not send notifications when the reports fail.	For scheduled reports with advanced notifications configured for failed reports, PPM now sends notifications when the reports fail.
QCCR1L61898	There are exceptions about the Cost Rate Rule Update Service (while the cost rate rule update service attempts to recalculate a staffing profile that has been already deleted). Cost rate rule update service should ignore the invalid pending entities.	Cost rate rule update service ignores the invalid pending entities.
QCCR1L62041	The Interface Tables Cleanup Service does not clean the table RSC_RESOURCES_INT.	The Interface Tables Cleanup Service now cleans the table RSC_RESOURCES_INT.

QCCR1L62381	ORA-00923 error is thrown when wildcard (*) is used in outer select clause of portlet data source.	PPM now supports wildcard (*) in outer select clause of portlet data source. Using wildcard in outer select clause will not throw ORA-00923 error.
QCCR1L62730	ORA-01403 exception is thrown in some corner case.	No ORA-01403 exception is thrown.
QCCR1L55411	When you log on to PPM in English, you can only view request types you are allowed to view in the Request Types ACL field of Search Requests page. However, when you log on to PPM in French, you can see all enabled request types.	When you log on to PPM in French, you can only view request types you are allowed to view in the Request Types ACL field of Search Requests page.

Portfolio Management

CR	Problem	Solution
QCCR1L57019	In Swiss session, the currency is displayed as SFr in financial summary which is more or less correct (should be CHF). However, in the scenario comparison the currency is displayed as SwF, which is wrong.	The currency symbol for Swiss Franc is updated to CHF in the table kcst_currencies_nls.

Project Management

CR	Problem	Solution
QCCR1L53214	If the column Scheduled Duration (days) is not displayed in work plan, your changes to the column Scheduled Finish will not be saved.	Your changes to the Scheduled Finish column are saved no matter whether or not the column Scheduled Duration (days) is displayed in work plan.
QCCR1L59111	A line in the Project Cost portlet of the Project Summary page gets interrupted.	The layout issue of Project Cost portlet in the Project Summary page no longer appears.
QCCR1L60053	When you change the duration of a task on a work plan in Schedule view and click Save, the system takes more than 12 seconds before it pops up a prompt saying that the save is occurring. If you click Save during that lag before the save message appears,	A new parameter VALIDATE_TASK_USER_DATA is added and its default value is true, which means PPM validates tasks user data in Schedule view when you save a work plan. It is not recommended to change the

	you get a prompt including long running script.	parameter's default value unless there is serious performance issue. Check this with HPE Support before changing the parameter value to false.
QCCR1L61484	When you update the "% complete" value in the My Tasks Portlet, the Estimated Remaining Effort (hrs) is reset to 0.	If the actual effort is 0, Estimated Remaining Effort keeps the original value while the "% Complete" is updated in the My Tasks portlet.
QCCR1L61712	At the end of each month the project cost health changes to green and then changes back to red at the beginning of next month.	Project cost health indicator is always correct.

Resource Management

CR	Problem	Solution
QCCR1L61173	If you click the "More" link multiple times in a short time in resource finder, there will be duplicate resources in the result.	When you click the "More" link multiple times in a short time in resource finder, there will not be duplicate resources in the result.
QCCR1L61738	Project Overview page > Cost tab > Resource Forecast Cost tab is showing incorrect values,	The cost values in the Resource Forecast Cost tab are correct.
QCCR1L62396	Cannot save changes to staffing profile notification settings.	Changes to staffing profile notification settings are saved.

Time Management

CR	Problem	Solution
QCCR1L60952	Users should not be able to log time against a project whose work plan is not in active status.	Users are not allowed to log time against a project whose work plan is not in active status.
QCCR1L60940	Time sheet auto-population takes far more time for the same batch than before.	Time sheet auto-population takes the same time for the same batch as before.
QCCR1L62123	Performance issue occurs when adding project tasks to a time sheet.	The time it takes to add project tasks to a time sheet is reduced.

Fixes in Version 9.32.0003

Admin Tools

CR	Problem	Solution
QCCR1L57155	If a day is not only the first day of daylight saving time of the year, but also the end date of a week and the end date of a month, generating fiscal periods including that day reports errors.	Generating fiscal periods reports no errors no matter whether or not it contains daylight saving time days.

Costing

CR	Problem	Solution
QCCR1L59722	FX Rate Update Service should skip duplicated financial summary lines and handle data in batches.	FX Rate Update Service skips duplicated entities and commit updates one by one.
QCCR1L60209	The Project Cost Detail report prints the same project record for multiple times.	The Project Cost Detail report prints the same project record only once.
QCCR1L60245	If while the FX Rate Update service is running, you delete a project and financial summary, the service will fail stating that the "Object cannot be found" and will stop running.	FX Rate Update service skips the entities that have already been deleted.
QCCR1L60618	The Cost Rollup service runs constantly without complete when the number of pending items is large.	The Cost Rollup service no longer calculates the actual effort of each time sheet line when it is running, because the actual effort has been calculated and saved in database when time sheets are saved.

Dashboard

CR	Problem	Solution
QCCR1L60180	The space before or after "&" in the Request List portlet is removed after you export the portlet to Excel.	The space before or after "&" in the Request List portlet remains after you export the portlet to Excel.
QCCR1L60275	When the URL field value in a portlet contains space and you export the portlet to Excel, the Excel file is empty.	When the URL field value in a portlet contains space, exporting the portlet to Excel is successful.
QCCR1L58978	Custom bar chart portlets with only one bar no portlet title are displayed incorrectly.	Custom bar chart portlets are always displayed correctly regardless the number of bars.
QCCR1L60741	If a portlet has a column with Link validation and you put the portlet in the Project Overview page, the Link column cannot be opened because of javascript error "gotoUrlRefs is not defined".	If a portlet has a column with Link validation and you put the portlet in the Project Overview page, the Link column can be opened without errors.

Demand Management

CR	Problem	Solution
QCCR1L60707	The scroll bar is not working in hierarchical view of ACL dialog under IE standard mode.	The scroll bar now works in the hierarchical view of ACL dialog under IE standard mode

Deployment Management

CR	Problem	Solution
QCCR1L60593	Unable to migrate dashboard entities such as modules and portlet definitions, because these dashboard entity IDs are longer than the maximum Java integer (2147483647).	PPM now treats dashboard entity IDs as long values instead of integers.

Integrations

CR	Problem	Solution
QCCR1L59156	DMS migration fails because one statement is not closed when finished, which makes the number of cursors exceed the maximum.	DMS migration is successful because the statement is closed when finished.
QCCR1L59864 QCCR1L59881	In IE 11, there are blank lines between table title and table rows in Manage Application Change and View Project Quality tabs of the Integration Configurations page.	In IE 11, the blank lines between the table title and table rows disappear in these two tabs of the Integration Configurations page.
QCCR1L60272	In the Broker In Use Session report, some DB sessions persist for more than 2 days.	The DB sessions are closed after SQL execution.

Platform

CR	Problem	Solution
QCCR1L60590	If you click 4px above or below a menu label, the menu closes without opening any page.	When you click a menu label, as long as it is highlighted, it takes you to where it should lead you.
QCCR1L60827	When a custom pivot portlet is added to the dashboard page, a pop-up window opens asking for credentials under SSO environment.	Adding custom pivot portlets to the dashboard page does not ask for credentials.

Project Management

CR	Problem	Solution
QCCR1L55674	The root task status is displayed as "Cancelled" on task details page but displayed as "In planning" on work plan "Schedule View" page.	The root task status is displayed consistently on task details page and work plan page.
QCCR1L60521	PPM should keep the original budget value instead of rounded-up value in DB.	Original approved budget will not be truncated to integer automatically and PPM keeps the original budget value in DB.

QCCR1L60905	The exception "AuthorizationException" occurs when Integration SDK Sync service is running.	The exception no longer occurs when the service is running.
QCCR1L61125	For projects that use a different currency than base currency, the currency symbol and currency value in the tooltips for the graph in Resource Forecast Cost under project Cost tab are inconsistent.	The tooltips for the table in Resource Forecast Cost under project Cost tab display consistent currency symbol and currency value.

Resource Management

CR	Problem	Solution
QCCR1L60054	When the end date of a staffing profile is the last month of PPM fiscal period, you cannot update period and effort in the weekly view.	This issue occurs because the last date cannot be found in the weekly view. It is beyond PPM fiscal period. Now a message will appear asking you to extend PPM fiscal period when the issue occurs.
QCCR1L60709	If a project manager submits a resource request for a position without providing any demand value, resource pool managers should be able to reject the request. However, there is no button to reject the request.	Resource request for positions with zero demand will not be sent out.
QCCR1L60961	For projects that use a different currency than base currency, the currency symbol and currency value are not consistent in the table of Resource Forecast Cost under project Cost tab.	The table of Resource Forecast Cost under project Cost tab displays consistent currency symbol and currency value.
QCCR1L60974	When you click the clear-filter icon (the eraser) in resource finder, it only clears the filters values but doesn't update the search result.	When you click the clear-filter icon in resource finder, the search result is updated.
QCCR1L61096	When you use staffing profile web service to add position lines, the web service cannot search resource pools whose names contain special Turkish characters such as "ı".	Staffing profile web service can search resource pools whose names contain special Turkish characters.
QCCR1L60846	Suppose you set the server configuration parameter RESOURCE_FINDER_SEARCH_MAX_USERS to 20. When the resource finder finds more than 19 resources, you get the	Suppose you set the server configuration parameter RESOURCE_FINDER_SEARCH_MAX_

	<p>following warning message:</p> <p>"The search you are about to run is returning 20 number of results. You must provide additional filters to limit the size of the result set to 19."</p>	<p>USERS to 20. When the resource finder finds 20 resources, you will see 20 resources in the result. When the resource finder finds more than 20 resources, for example 21, your will see the warning message "The search you are about to run is returning 21 number of results. You must provide additional filters to limit the size of the result set to 20."</p>
--	--	--

Fixes in Version 9.32.0002

Costing

CR	Problem	Solution
QCCR1L59878	In the Edit Cost page, if you click the space near the edit icon, the Edit a Cost Line window still pops up, but the Category field is blank.	In the Edit Cost page, clicking the space around the edit icon does not open the Edit a Cost Line window.
QCCR1L59877	The table header height of the Edit Cost page is too large in IE 11.	The table header height of the Edit Cost page is reduced to the appropriate size in IE 11.

Dashboard

CR	Problem	Solution
QCCR1L59360	HTML tags in portlets should be displayed correctly when exported to Excel.	HTML tags in portlets are displayed correctly when exported to Excel.
QCCR1L59862	In the pop-up window of an ACL field, the size of the Available column is bigger than that of the Selected column.	In the pop-up window of the ACL field, the size of the Available column is equal to that of the Selected column.
QCCR1L59868	In a custom portlet, the vertical scroll bar disappears in the pop-up window of ACL fields in IE 11.	In a custom portlet, the vertical scroll bar no longer disappears in the pop-up window of ACL fields in IE 11.

QCCR1L59424	Unnecessary queries are called when you export the Request List portlet to Excel.	Only queries that are optimal and need to be executed are called when you export the Request List portlet to Excel.
-------------	---	---

Demand Management

CR	Problem	Solution
QCCR1L47264	The "Apply before transition" rules do not work when you use Mass Update functionality for requests.	The "Apply before transition" rules work as expected when you use Mass Update functionality for requests.
QCCR1L59314	Opening proposals for some users is very slow.	The performance of opening proposals is improved.
QCCR1L60131	Exporting Request List portlet to Excel fails when there are hyperlinks in any columns.	Exporting Request List portlet to Excel works fine when there are hyperlinks in any columns.
QCCR1L60260	When you create child request from the Reference section, using the same Request Type as the parent's, the values of the table component field are not copied.	The values of the table component field in the parent request are copied to the same field in the child request.
QCCR1L59352	When a request begins loading, the workflow action buttons are immediately displayed and available to be clicked. But if you click an action button while the request is not completely loaded, the button stops responding. Therefore, workflow action buttons should be clickable and usable when the page is not fully loaded or the action buttons should be made unclickable until the page is fully loaded.	Workflow action buttons are not displayed until the page is fully loaded.

Deployment Management

CR	Problem	Solution
QCCR1L60142	Error messages appear when you migrate request types.	The errors no longer appear when you migrate request types.

Documentation

CR	Problem	Solution
QCCR1L57712	<p>The <i>HP Resource Management User's Guide</i> should make it more clear that users should have a license of the Project Management module to view the resource Gantt chart.</p>	<p>Add the following in the "Assigning Request" section of the guide:</p> <p>Even though you are assigned, you still cannot view the resource Gantt chart if you don not have a license of the Project Management module.</p>
QCCR1L59171	<p>The <i>Installation and Administration Guide</i> states the following:</p> <p>"On the License Install page, click Browse to locate the license file you saved, and then click Submit. The license file is installed and becomes effective right away, with a message popping up showing how many licenses are installed."</p> <p>However, in fact there is only an Install button instead of a Submit button.</p>	<p>Correct the button name in the <i>Installation and Administration Guide</i>.</p> <p>For details, see "The License Install page does not have Submit button but the Install button" on page 71.</p>
QCCR1L59439	<p>If you are the resource pool manager and send resource request to your own resource pool, you will not receive email notifications.</p> <p>This information is not added in the PPM guides.</p>	<p>Add this information in the <i>HP Resource Management User's Guide</i>.</p> <p>For details, see "The information is missing that you do not get notifications if sending request to your own resource pool" on page 71.</p>
QCCR1L59466	<p>The instructions about installing Deployment Management Extension for Oracle E-Business Suite version 9.31 are not accurate.</p>	<p>Correct the step 6.b and step 6.c in the instructions in PPM 9.31 release notes.</p> <p>For details, see "Inaccurate instructions about installing PPM 9.31 extensions for Oracle Apps" on page 72.</p>
QCCR1L59453	<p>The RESTful web service getRequests has a limitation that it returns at most 1,000 requests of a certain type. This information is not included in the guide.</p>	<p>Add the limitation in the <i>RESTful Web Services Guide</i>.</p> <p>For details, see "Missing the information getRequests service returns at most 1,000 requests" on</p>

		page 72.
--	--	--------------------------

Integrations

CR	Problem	Solution
QCCR1L59591	After synchronizing from MSP to PPM , the values of the columns EARNED_VALUE_BSE and PLANNED_VALUE_BSE of the table WP_TASK_COSTS for existing teasks are set to null.	The values of the columns EARNED_VALUE_BSE and PLANNED_VALUE_BSE of the table WP_TASK_COSTS for existing tasks are not reset after the synchronization from MSP to PPM.

Platform

CR	Problem	Solution
QCCR1L59394	When you run the Import Users report to import resources from the RSC_RESOURCES_INT table, the resource roles are not updated completely. The report only updates the roles in the RSC_RESOURCES table. The roles in the RSC_RESOURCE_ROLES table are not updated. It results in the wrong data when you export search resource page to Excel.	Resource roles in both the RSC_RESOURCES table and the RSC_RESOURCE_ROLES table are updated when you run the Import Users report.
QCCR1L59563	Suppose you have a validation (component type: auto-complete list with SQL queries, using the [TSK.TASK_ID] token), and create a user data field with the validation. When you click the field in the work plan Quick view, you get the following error: "One of the tokens in the validation was unparseable. This can be caused by an invalid token name or missing data from the field the token represents. (KNTA-10073)"	The error no longer appears when you click a user data field that uses such validations in work plan Quick view.
QCCR1L59574	If you use BusinessObject on PPM, extra steps should be performed when using the PPM Purging Tool.	Add the following steps in the "Purge Stale Data Using the PPM Purge Tool" section of the Installation and Administration

		<p>guide:</p> <p>Step 2: (Required if you use BusinessObject on PPM) Stop the capture process of Oracle Streams.</p> <p>Step 23: (Required if you use BusinessObject on PPM) After the purging is done, perform a full ETL.</p>
QCCR1L59664	If you have DebugFilter enabled, an unknown error appears when you log on to PPM.	The error no longer appears when you log on to PPM with DebugFilter enabled.
QCCR1L59970	The patch information is not clear in the About HP Project and Portfolio Management Center Page.	The patch information is available in the About HP Project and Portfolio Management Center Page. For example, if the patch version is 9.32.0002, you can see "Version 9.32.0002" in the About HP Project and Portfolio Management Center Page.
QCCR1L60030	After applying PPM 9.32.0001, PPM server cannot be started if mobile website client is enabled.	This issue is caused by missing files in the package. PPM server can now be started when mobile website client is enabled.
QCCR1L60071	After the upgrade to 9.31, there is a substantial increase in logging activities in the thresholdLog.txt file.	The thresholdLog.txt file now only contains the information that meets the predefined threshold.
QCCR1L60700	An error occurs when you add a predecessor for a task, with the predecessor being a task from another project.	The error no longer occurs when you add a predecessor for a task, with the predecessor being a task from another project.

Project Management

CR	Problem	Solution
QCCR1L58257	Adding references for closed projects is allowed, while adding references for closed requests is not.	You can add references for closed projects. This information is added in the <i>Project Management User's Guide</i> .
QCCR1L59063	When using the Activity column in a project work plan, if you enter a value and press Enter, the value is copied to the rows below,	When using the Activity column in a project work plan, if you enter a value and press Enter, the value

	and if you then click Save, the original value is deleted and the copied value is saved.	will be saved to the current row successfully.
QCCR1L59139	The error "java.sql.SQLException: ORA-01489: result of string concatenation is too long" occurs when you view the Project List portlet.	The error no longer appears when you view the Project List portlet, because when the Project Manager field contains more than 4,000 characters, PPM truncates the exceeded characters in the tooltip.
QCCR1L59867	In IE 11, in the Task Details page, the input boxes in the Resources tab are not in the same line.	In IE 11, in the Task Details page, the input boxes in the Resources tab are now in the same line.
QCCR1L59880	It takes long to close the project settings page after you click Done .	A new server.conf parameter ENABLE_SP_LABOR_COST_UPDATE is added to fix this issue. This parameter controls whether PPM calculates staffing profile labor cost when you save project settings. By default, it is set to true. And PPM suggests that you do not change the default setting. If you find saving project settings takes longer than you expect, you can set the parameter to false.

Resource Management

CR	Problem	Solution
QCCR1L58908	After upgrade to 9.31, project managers get access error while accessing staffing profiles.	Project managers can access staffing profiles successfully.
QCCR1L59423	When you try to update the forecast value for the resource assigned to a position, the value is not updated correctly.	The forecast value for the resource assigned to a position can be updated correctly.
QCCR1L59471	The Gantt chart in the Resource Management Optimization window cannot be displayed.	The Gantt chart is displayed in the Resource Management Optimization window.
QCCR1L59613	When you add a request item in a time sheet and add some time against it, the Analyze Assignment Load portlet displays the effort with JS errors.	The Analyze Assignment Load portlet displays the effort with no JS errors.

QCCR1L59875	Some input fields are too close to each other in the Resource Mass Update page.	Add space between these fields.
QCCR1L60000	Errors appear when you open a position window from the project Staffing tab and then click Search. This happens in Chrome only.	The errors no longer appear in Chrome when you open a position window from the Staffing tab and then click Search.

Time Management

CR	Problem	Solution
QCCR1L49797	The results in the hierarchical view of the Adding Tasks to Time Sheet page are not always consistent. Some tasks may be missing in the hierarchy view because they may appear in the next page of the list view, but hierarchy view does not have pagination.	<p>This fix includes the following changes:</p> <ul style="list-style-type: none"> The list view and the hierarchical view return the same results, displaying at most 500 tasks. The hierarchical view sorts the results by task sequence. This preference is kept in your session until you log out. If you leave the Adding Tasks to Time Sheet page when it is in the hierarchical view, and reopen it after some while without logging out, the page will be immediately switched to the hierarchical view from the list view.
QCCR1L60026	The updateTimeSheet web service automatically fills the "% Complete" field with incorrect value.	Using the updateTime Sheet web service to update time sheets has the same behavior as you update time sheets in the web client. If "Require resources to enter % Complete along with actual effort" and "Track Estimated Remaining Effort per resource assignment" options are not checked in project settings, the "%Complete" is not updated in time sheets.
QCCR1L60074	The tooltips in the graphs of the Project Cost tab are not consistent with the months you put the cursor over.	The tooltips now show the fiscal month short name , start date, and end date.

Fixes in Version 9.32.0001

Admin Tools

CR	Problem	Solution
QCCR1L59604	In IE 11, multiple scroll bars appear in the Administration Console License page.	In IE 11, only one single scroll bar appears in the Administration Console License page.
QCCR1L59605	In IE 11, the DMS configuration page is covered by blank space.	In IE 11, the DMS configuration page is displayed correctly.
QCCR1L59607	In IE 11, the Application Configuration page layout issues make it hard to use.	In IE 11, the Application configuration page is displayed normally.
QCCR1L59667	In IE 11, the Browse PPM Server files page in the Administration Console is displayed badly.	In IE 11, the Browse PPM Server files page in the Administration Console is displayed correctly.

Costing

CR	Problem	Solution
QCCR1L58639	The resource forecast cost graph in the Cost tab of a project still shows value when all the positions of the project staffing profile are removed.	When all the positions of a project staffing profile are removed, the resource forecast cost graph shows no value.
QCCR1L59350	The Cost Rollup service is running nonstop without getting completed.	The performance issue with the Cost Rollup service is improved.
QCCR1L59525	The Cost Rollup service should sort the pending records in ascending order of the creation date and handle the earliest pending record first.	The Cost Rollup service now processes the earliest pending record first.
QCCR1L59498	PPM calculates cost violation as rounded-off values. For example,	Cost violation percentage will be calculated as accurate value while in cost exception the

	if the cost violation is 8,0001%, percentage 8,0001% is rounded up to 9% in the calculation.	percentage is saved to have 3 decimals.
QCCR1L58842	The format of the Project Cost Details report is corrupted when there is some data in the report. If there is no data, the layout is correct.	The Project Cost Details report is always formatted correctly no matter whether there is data in the report.

Dashboard

CR	Problem	Solution
QCCR1L59441	An error message appears when you try to add a new column in data source and portlet definition and then refreshed the portlet.	You can now add a new column in data source and portlet definition without the error.
QCCR1L59210	The following error appears when you use the Staffing Profile filter in the Resource Requests portlet. "The validation associated with this component produced an error. Please see details. (KNTA-10199)"	The error no longer appears when you use the Staffing Profile filter in the Resource Requests portlet.
QCCR1L59371	When you copy a portlet, the "Show Total Number of Records" and "Export To HTML" settings are not copied from the original portlet.	The "Show Total Number of Records" and "Export To HTML" settings are now copied from the original portlet.
QCCR1L59658	In IE11, if you click Find Portlets button in the Personalize Dashboard page, the table is displayed badly with the rows oversized.	In IE 11, the table in the Find Portlet window is displayed correctly.
QCCR1L59001	An error message appears when you try to add a new column in data source and portlet definition and then refreshed the portlet.	You can now add a new column in data source and portlet definition without the error.

Demand Management

CR	Problem	Solution
QCCR1L53760	When you print a request, some sections are collapsed in the print mode even when they are expanded in the edit mode.	Requests in the print mode are displayed the same as in the edit mode.
QCCR1L57285	When you fill in the field mandatory fields, add resources in the Resource section, and then click an action button, you find the other fields are filled but the resources are not saved.	Both the filled request fields and the added resources are saved when you click an action button.
QCCR1L57863	The getRequest Web service cannot return the Attachments field in the request details section.	The getRequest Web service can now return the Attachments field in the request details section, as follows: <pre><simpleFields> <common:token>REQD.VP.<tokenname> </common:token> <stringValue>documentName=<filename>, description=<description> </stringValue> </simpleFields></pre>
QCCR1L59151	When you export the Request List portlet to Excel, not all the information of the portlet is exported.	When you export the Request List portlet to Excel, all the information of the portlet is exported.
QCCR1L57864	The getRequests Web service returns empty value for the description of the attachments field in the request reference section.	The getRequest Web service returns the correct value for the description of the attachments field in the request reference section.
QCCR1L59455	In a customized table component field, users can manually enter the value with "\$" followed by space and then a number. The system allows saving the value without prompting users that the format is incorrect but converts the value to another format (for example, "\$ 100" is converted to	If there is space between the currency symbol and the number, PPM removes the space automatically.

	"\$,100.00"). This results in the distorted layout of the page.	
QCCR1L59076	When you create a request using the save draft functionality, the resources assigned to the request disappear.	Resources are retained for the requests created using the save draft functionality.
QCCR1L59660	In IE 11, the scroll bars in all the multi-select Auto Complete List dialogs are not visible unless the selection requires it.	The scroll bars in multi-select Auto Complete List dialogs are available in IE 11, like in lower versions of IE browser, for example IE 9.
QCCR1L59661	In IE 11, pressing the Shift or Ctrl key for multi-selection in Auto-Complete List dialogs does not work.	In IE 11, pressing the Shift or Ctrl key works for multi-selection in Auto-Complete List dialogs.
QCCR1L59778	When there is a table component field in a request, "Unsaved filed" warning message prompt is displayed even when no changes are made.	The warning message no longer pops up when there are no changes to a request.
QCCR1L59781	An error appears when you click the Resource Pool filter in User Details portlet preference.	The error no longer appears when you click the Resource Pool filter in User Details portlet preference.

Documentation

CR	Problem	Solution
QCCR1L58426	Users assigned to a staffing profile or work plan cannot view the staffing profile.	The "Staffing Profile Security" section in the Resource Management User's Guide should add the following information: When users who are assigned to tasks in the work plan or who are specified on the staffing profile itself only have the View Staffing Profiles access grant, they still need to be added to the Configure Access page. Otherwise, they cannot view the project staffing profile.
QCCR1L58987	The permissions related to stakeholders on	Added the permissions related to

	project details page should be added to the Project Management User's Guide.	stakeholders on project details page in the guide. For details, see "Add the permissions related to stakeholders on Project Details page " on page 73.
--	--	---

Integrations

CR	Problem	Solution
QCCR1L59515	PPM notes format is broken when the notes are sent to ALM.	PPM keeps notes format when sending notes to ALM.

Mobility

CR	Problem	Solution
QCCR1L59848	The QR Code on the logon page sends users to the wrong URL ("/miniapp" instead of "/mobileweb").	The QR Code on the logon page now sends users to the correct mobile Web URL.

Platform

CR	Problem	Solution
QCCR1L57072	An error appears when a parameter field for a report has more than 200 characters.	The error disappears because PPM increases the character string buffer from 200 to 4000 for parameter fields.
QCCR1L24061	The filter "Past Periods to Show" that uses the out-of-the-box validation "PFM - Periods by Month" is not filled by default value (3) in portlet preferences.	The filter "Past Periods to Show" is filled with the default value specified by the validation "PFM - Periods by Month".
QCCR1L58904	You cannot search @Request_ID in the quick search box in the top right corner of the staffing profile Gantt view, Resource Allocation Management page, and work plan Quick view. Debug Console is not enabled in staffing profile page, Resource Allocation	You can now search @Request_ID in the quick search box in the staffing profile Gantt view, Resource Allocation Management page, and work plan Quick view. Debug Console can be enabled in

	Management page, Integration Center, and work plan.	staffing profile page, Resource Allocation Management page, Integration Center, and work plan.
QCCR1L57368	An SQL exception appears when you install PPM Center 9.31.	The exception disappears because PPM increases the length of the Version column in the KNTA_ARCHIVES table from VARCHAR2 (10) to VARCHAR2(20).
QCCR1L57149	Excel reports fail when the language session is French.	Update the Excel Reports Cookbook to explain the scenario where you use more than one language in PPM instance.
QCCR1L58199	The KNTA_REPORT_SUBMISSIONS_N1 index needs to be changed to address the performance issue with submitting reports.	Add the CREATED_BY column in the KNTA_REPORT_SUBMISSIONS_N1 index, and the performance issue with submitting reports is solved.
QCCR1L59221	The standard tokens [RP.REPORT_LOG_URL] and [AS.BASE_URL] return different results, which makes report links inaccessible. Sometimes the links include /itg/ part and sometime they do not.	The standard tokens [RP.REPORT_LOG_URL] and [AS.BASE_URL] return consistent results. Report links are accessible now.
QCCR1L59254	Blocking sessions issue with the ActiveMQ tables occurs during the peak load period.	<p>Missing indexes are added to fix the performance issue.</p> <ul style="list-style-type: none"> • The PPM_FISCAL_PERIODS_NLS_N2 index (with the columns PERIOD_TYPE, START_DATE, END_DATE, and FISCAL_PERIOD_ID) is added for the PPM_FISCAL_PERIODS_NLS table. • The RSC_POSITION_FORECAST_N7 index (with the columns POSITION_ID, UNMET_DEMAND, and FORECAST_DATE) is added for the RSC_POSITION_FORECAST table.
QCCR1L59315	kStart.sh causes stability issue when ulimit values are too low.	<p>The default ulimit values in kStart.sh has been changed as follows:</p> <ul style="list-style-type: none"> • ulimit -n is changed to 4096 • ulimit -u is changed to 20000

		If the ulimit values in kStart.sh do not take effect, you should set bigger limitations in OS settings.
QCCR1L58670	Some invalid email addresses cause an exception which makes the system send emails to these invalid addresses continuously and thus blocks the sending of the other notifications.	Invalid email addresses are skipped and the system continues sending other notifications.
QCCR1L59499	In cluster configuration environment, the CPU load of one node is high and becomes increasingly high.	The CPU load of the node becomes normal.
QCCR1L59532	Notifications cannot be sent to multiple email addresses which are separated by semicolon (;).	Notifications can now be sent to multiple email addresses which are separated by semicolon. Invalid email addresses are skipped.
QCCR1L59669	In IE11, the input fields in the following pages are compressed and almost on top of each other: <ul style="list-style-type: none"> Analyze Current Cost Metrics for Projects Search Cost Rules Create Activity Create a New Region 	In IE11, the input fields in these pages are displayed correctly with appropriate space between each other.
QCCR1L59786	Clicking a staffing profile link in the Request List portlet points to the next staffing profile in the list.	Clicking a staffing profile link in the Request List portlet points to the correct staffing profile.

Portfolio Management

CR	Problem	Solution
QCCR1L59750	The Scenario Comparison page is not rendered correctly in IE 11.	The Scenario Comparison page is displayed correctly in IE 11.
QCCR1L59763	The View Portfolio page is not rendered correctly in IE 11.	The View Portfolio page is displayed correctly in IE 11.
QCCR1L59211	The "Last Updated by" and "Last Updated on" values are changed in scenario comparison when you only change the Graph Period Interval value.	The "Last Updated by" and "Last Updated on" values are not changed in scenario comparison when you only change the Graph Period Interval value.

Project Management

CR	Problem	Solution
QCCR1L59490	In IE 11, you cannot resize work plan columns because the mouse cursor cannot be located in some areas of the column delimiters.	You can now resize work plan columns wherever you put the cursor on the column delimiter in IE 11.
QCCR1L59477	PPM server crashes and throws Out Of Memory Errors because the PPM-AGM integration powered by Agile SDK loads too much unnecessary user information.	The PPM-AGM integration loads only needed user information.
QCCR1L53058	When you open a project risk from the Project Overview page, it opens in the same browser page. When you open a project issue from the Project Overview page, it opens in a new window.	When you open a project issue from the Project Overview page, it now opens in the same browser page.

Resource Management

CR	Problem	Solution
QCCR1L58416	When you export the Analyze Assignment Load portlet to Excel, the data in the Excel file is inconsistent with that in the dashboard page for some users whose profile regional settings is Dutch (Netherlands).	The data of the Analyze Assignment Load portlet in the exported Excel file is consistent with that in the dashboard page for all users regardless of their profile regional settings.
QCCR1L59680	Customized logos in the Staffing Profile page, Resource Allocation Management page, and work plan Quick view are oversized.	The width of customized logos should not be greater than 780 pixels. Otherwise they might be truncated when the screen is not wide enough.
QCCR1L59207	In the Legacy UI or the New UI of staffing profile page, when you change a position forecast demand containing zeros without first removing the value, the new value entered is reverted to the previously stored value.	In the Legacy UI and the New UI of staffing profile page, you can change a position forecast demand without having to first remove the old value.
QCCR1L58430	When you access skill search from a staffing	When you access skill search from

	profile, you cannot scroll up/down in a hierarchical list.	a staffing profile, you can now scroll up/down in a hierarchical list
QCCR1L59423	When you try to update the forecast value for the resource assigned to a position, the value is not updated correctly.	The forecast value for the resource assigned to a position can be updated correctly.
QCCR1L58843	When a resource manager modifies resource allocations, the project manager receives email notifications with some information not translated, if the session languages of these two people are different.	The project manager can receive notifications in the language with which he/she logs on to PPM for the last time.
QCCR1L59379	In the Staffing Profile New UI, duplicate resources are displayed in the assign resource dialog when you click the More button before clearing the Role filter.	There are no duplicated resources displayed in the assign resource dialog.
QCCR1L59659	In IE 11, when you click the skill icon in the Search Resources page, the scroll bar is disabled in skill hierarchy dialog. This issue happens in all skill hierarchy dialogs.	In IE 11, when you click the skill icon in the Search Resources page, the scroll bar is enabled in skill hierarchy dialog.
QCCR1L59662	In IE 11, a small scroll bar is visible for each field label in the Search Positions page (Open > Project Management > Staffing Profiles > Manage Forecast).	In IE 11, the fields in the Search Positions page do not have scroll bars.
QCCR1L59663	In IE 11, the table lines in the pop-up position details window get misaligned, which makes it impossible to know how each resource is allocated.	In IE 11, the table lines in the pop-up position details window are aligned.
QCCR1L59668	In IE 11 and Chrome, there is white space in the middle of the Modify Resource Calendar page.	In IE 11 and Chrome, there is no white space in the middle of the Modify Resource Calendar page.
QCCR1L59690	Default values of staffing profile user data fields are not set when you create staffing profile from the Staffing tab of the project overview page.	User data fields are filled with default values when you create staffing profile from the Staffing tab of the project overview page.
QCCR1L59721	Errors appear intermittently when you add time sheet delegates.	Adding time sheet delegates works fine without the errors.
QCCR1L57940	Resource pool manager cannot see all the resources who meet a resource request in the assign resources dialog in the Staffing Profile New UI.	A "More" button is displayed at the bottom of the dialog if there are more than 10 resources available to assign. Clicking More displays 10 more resources.

Time Management

CR	Problem	Solution
QCCR1L59149	In the time sheet details page, task path below the task name does not display the character ">".	The task path in time sheet details page now displays the character ">".
QCCR1L59426	If there is a time sheet with unapproved lines (excluding Misc. items), and the approver tries to approve the time sheet using the bulk approval functionality, an error is thrown by the system. This is because there are time sheet lines that cannot be approved by the approver.	Approvers can approve the time sheet using the bulk approval functionality without the error, and the time sheet lines that cannot be approved by the approvers are unapproved.
QCCR1L59557	A project manager's delegate is not able to approve time sheet lines as he/she cannot see the option.	Project Manager's delegate can approve the time sheet lines.
QCCR1L59558	The exception "You can not approve timesheet" appears when you try to use time sheet bulk approval.	The exception no longer occurs when you use time sheet bulk approval.
QCCR1L59689	When you hover the mouse over one of the months in the financial summary graph on the Cost tab of a project, the month displayed in the pop-up text does not match the actual month.	The month displayed in tooltip is consistent with the actual month that you hover the mouse over.
QCCR1L59740	The elapse time of an out-of-the-box time sheet SQL per execution is more than 2 hours as per AWR report.	The time sheet search (on both search page and portlet) will now time out when it exceeds the number of seconds defined in the server parameter SEARCH_TIMEOUT. This parameter now controls the time out of both the request search and time sheet search.
QCCR1L59847	The last day of a specific week is missing in time sheet.	The last day is not missing for the week in newly created time sheets.

Chapter 6: Known Problems and Limitations

Known Problems and Limitations in PPM Center 9.32.0002

Integrations

Problem: You cannot use "@task_name" to search tasks in the Integration Configurations > Hybrid Project page.

Workaround: None.

Resource Management

Problem: If a position does not have forecast demand and you send resource request, the position still shows unmet demand when a resource is assigned to the position.

Workaround: None.

Note: This known issue has been fixed by QCCR1L60709 in 9.32.0003.

Problem: In IE 11 and Firefox, the input fields in the Create a New Role page are too close to each other.

Workaround: None.

Chapter 7: Documentation Errata

The following documentation items are incorrect.

Installation and Administration Guide

The License Install page does not have Submit button but the Install button

Location: *Installation and Administration Guide*, version 9.30

Error: The *Installation and Administration Guide* states the following:

"On the License Install page, click Browse to locate the license file you saved, and then click Submit."

However, there is only an "Install" button instead of a "Submit" button.

Correction: Change the button name from "Submit" to "Install" in the "Installing Autopass License Key File and Viewing License Summary in Administration Console" section of the guide.

HP Resource Management User's Guide

The information is missing that you do not get notifications if sending request to your own resource pool

Location: *HP Resource Management User's Guide*, version 9.30

Error: If you are the resource pool manager and send resource request to your own resource pool, you will not receive email notifications. This information is not added in the PPM guides.

Correction: Add the following in the "Modifying Resource Pool Notifications" section of the guide:

If you are the resource pool manager and send resource requests to your own resource pool, you will not receive email notification.

Need to explain why users assigned to a staffing profile or work plan cannot view the staffing profile

Location: *HP Resource Management User's Guide*, version 9.30

Error: The guide does not explain the situation where users assigned to a staffing profile or work plan cannot view the staffing profile.

Correction: The "Staffing Profile Security" section in the Resource Management User's Guide should add the following information:

When users who are assigned to tasks in the work plan or who are specified on the staffing profile itself only have the View Staffing Profiles access grant, they still need to be added to the Configure Access page. Otherwise, they cannot view the project staffing profile.

RESTful Web Services Guide

Missing the information getRequests service returns at most 1,000 requests

Location: *RESTful Web Services Guide*, version 9.20 and 9.30

Error: The guide does not include the limitation that the getRequests service returns at most 1,000 requests of a certain type.

Correction: Add the following limitation in the Getting Requests of a Certain Type section of the guide:

This RESTful web service returns at most 1,000 requests of a certain type.

Release Notes

Inaccurate instructions about installing PPM 9.31 extensions for Oracle Apps

Location: *Release Notes*, version 9.31

Error: The instructions about installing Deployment Management Extension for Oracle E-Business Suite version 9.31 in the release notes include inaccurate information.

Correction: Update the step 6.b and step 6.c in the release notes as follows:

b. If PPM is not installed in the same database as Oracle Apps (hosting OM/GLM), select **N** for the question "Does this database include the Oracle Apps install where OM/GLM will run?". Otherwise, select **Y**.

c. If Oracle Apps (hosting OM/GLM) is installed in a different database than PPM, select **Y** for the question "Is Oracle Apps (hosting OM/GLM) installed in a different database?". Otherwise, select **N**.

HP Project Management User's Guide

Add the permissions related to stakeholders on Project Details page

Location: *HP Project Management User's Guide*, version 9.30

Error: The permissions related to stakeholders on project details page should be added to the guide.

Correction: Add the following in the Entering Project Details section of the guide:

When a request type is associated with a project type as the project process request type, PPM checks the following conditions:

- Whether or not stakeholders have the permission to view the request type.
- Whether or not stakeholders have the permission to edit projects or have the right to override project type settings.
- Whether or not stakeholders have the permission to edit the request type.

For stakeholders who only have the View All Projects access grant, they have the right to override project type settings. Therefore, they can edit all fields in the Project Details tab.

For stakeholders who only have the View Project access grant, they do not have the right to override project type settings. Therefore, they cannot edit fields in the Project Details tab.

Send Documentation Feedback

If you have comments about this document, you can [contact the documentation team](#) by email. If an email client is configured on this system, click the link above and an email window opens with the following information in the subject line:

Feedback on Release Notes (Project and Portfolio Management Center 9.32.0006)

Just add your feedback to the email and click send.

If no email client is available, copy the information above to a new message in a web mail client, and send your feedback to HPSW-BTO-PPM-SHIE@hp.com.

We appreciate your feedback!