



Operations Manager i

Software Version: 2017.01

Operations Bridge Suite Documentation Library

Document Release Date: January 2017

Software Release Date: January 2017



Hewlett Packard
Enterprise

Legal Notices

Warranty

The only warranties for Hewlett Packard Enterprise products and services are set forth in the express warranty statements accompanying such products and services. Nothing herein should be construed as constituting an additional warranty. Hewlett Packard Enterprise shall not be liable for technical or editorial errors or omissions contained herein.

The information contained herein is subject to change without notice.

Restricted Rights Legend

Confidential computer software. Valid license from Hewlett Packard Enterprise required for possession, use or copying. Consistent with FAR 12.211 and 12.212, Commercial Computer Software, Computer Software Documentation, and Technical Data for Commercial Items are licensed to the U.S. Government under vendor's standard commercial license.

Copyright Notice

© 2016 - 2017 Hewlett Packard Enterprise Development LP

Trademark Notices

Adobe® and Acrobat® are trademarks of Adobe Systems Incorporated.

AMD, the AMD Arrow symbol and ATI are trademarks of Advanced Micro Devices, Inc.

Citrix® and XenDesktop® are registered trademarks of Citrix Systems, Inc. and/or one more of its subsidiaries, and may be registered in the United States Patent and Trademark Office and in other countries.

Google™ and Google Maps™ are trademarks of Google Inc.

Intel®, Itanium®, Pentium®, and Intel® Xeon® are trademarks of Intel Corporation in the U.S. and other countries.

iPad® and iPhone® are trademarks of Apple Inc.

Java is a registered trademark of Oracle and/or its affiliates.

Linux® is the registered trademark of Linus Torvalds in the U.S. and other countries.

Microsoft®, Windows®, Lync®, Windows NT®, Windows® XP, Windows Vista® and Windows Server® are either registered trademarks or trademarks of Microsoft Corporation in the United States and/or other countries.

NVIDIA® is a trademark and/or registered trademark of NVIDIA Corporation in the U.S. and other countries.

Oracle is a registered trademark of Oracle Corporation and/or its affiliates.

Red Hat® is a registered trademark of Red Hat, Inc. in the United States and other countries.

SAP® is the trademark or registered trademark of SAP SE in Germany and in several other countries.

UNIX® is a registered trademark of The Open Group.

Documentation Updates

To check for recent updates or to verify that you are using the most recent edition of a document, go to: <https://softwaresupport.hpe.com/>.

This site requires that you register for an HPE Passport and to sign in. To register for an HPE Passport ID, click **Register** on the HPE Software Support site or click **Create an Account** on the HPE Passport login page.

You will also receive updated or new editions if you subscribe to the appropriate product support service. Contact your HPE sales representative for details.

Support

Visit the HPE Software Support site at: <https://softwaresupport.hpe.com/>.

Most of the support areas require that you register as an HPE Passport user and to sign in. Many also require a support contract. To register for an HPE Passport ID, click **Register** on the HPE Support site or click **Create an Account** on the HPE Passport login page.

To find more information about access levels, go to: <https://softwaresupport.hpe.com/web/softwaresupport/access-levels>.

HPE Software Solutions Now accesses the Solution and Integration Portal website. This site enables you to explore HPE product solutions to meet your business needs, includes a full list of integrations between HPE products, as well as a listing of ITIL processes. The URL for this website is <https://softwaresupport.hpe.com/km/KM01702731>.

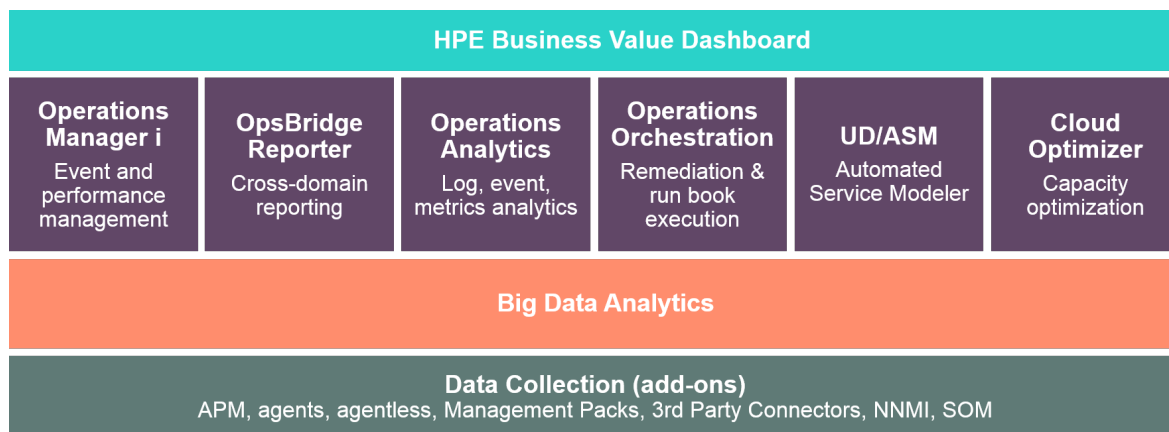
Contents

Introduction to the Operations Bridge Suite Documentation Library	5
Release notes	6
Get started	7
Licenses	9
Getting Started documents	12
Install	13
Integrate	15
Administer	16
Use	19
Best Practices and White Papers	20
Troubleshoot	21
Develop	22
Send documentation feedback	24

Introduction to the Operations Bridge Suite Documentation Library

HPE Operations Bridge Suite enables you to sense your environment through automated discovery and monitoring. The activities in your environment can be analyzed to predict and solve critical problems and increase performance.

The following graphic shows how the single products included in the Operations Bridge Suite work together to deliver the capabilities you need to view your operations through a business lens:



The Operations Bridge Suite Documentation Library provides links to download documents of products that constitute Operations Bridge Suite 2016.09. All these documents are available on the [HPE Software Support Portal](#).

Further integration information such as available integrations and supported versions can be found in the [HPE Integrations Catalog](#).

Additional Operations Bridge Suite content

To enhance your experience, you can download additional content for the Operations Bridge Suite.

Connectors on HPE Live Network

Find numerous third-party connectors on [HPE Live Network](#) in **Documentation > BSM Connectors**.

You can also build your own new integration, or test an existing one. Try [HPE Live Network Operations Connector SDK](#).

Management Packs

A large number of OMi Management Packs are available on [HPE Live Network](#).

Release notes

The following table lists the release notes for the individual products that are part of the HPE Operations Bridge Suite.

Product	Version	Document	URL
OMi	10.60	Release Notes	go
Operations Connector	10.11	Release Notes	go
Operations Orchestration	10.70	Release Notes	go
Operations Bridge Analytics	3.00	Release Notes	go
Operations Bridge Reporter	10.10	Release Notes	go
Cloud Optimizer	3.01	Release Notes	go
UCMDB: Universal Discovery and ASM	10.30	Release Notes for HPE Universal CMDB 10.30 and HPE Universal Discovery 10.30	go
UCMDB: Universal Discovery and ASM	10.30	What's New in HPE CMS 10.30	go
SiteScope	11.33	Release Notes	go
SiteScope	11.33	What's New	go
Operations Agent	12.02	Release Notes	go

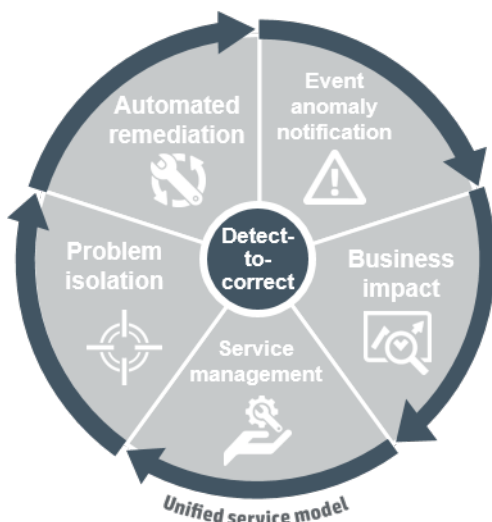
Get started

Multiple tools. Multiple devices. Multiple locations. Managing IT operations is increasingly complex – and fragmented. Your business expects IT to do more than just keep systems running. But how can you be a strategic business partner when most of your time is spent on manual processes and issue triage?

HPE Operations Bridge Suite helps transform your IT organization from a cost function to a value creator by simplifying and automating IT operations.

With the ability to display business and IT data in rich visualizations, the Operations Bridge Suite enables you to see through the glare of all your data via a single pane of glass. Work smarter and faster with embedded analytics, simple discovery and monitoring of your environment, and automated remediation of problems. Valuable IT personnel are free to focus on the problems that matter, maximizing organizational agility and driving business value. Colorful dashboards give you a powerful way to communicate information about how the business is performing in a format that stakeholders can exploit. The result is a strong foundation to support your IT organization on its quest to become a more strategic business partner.

The Operations Bridge Suite enables you to use and follow the detect-to-correct process. This process aims to align your organization's IT with business for improved business service impact prioritization, to automate and govern critical service management processes, and to isolate problems quicker.



- **Event anomaly notification.** Events - and related events - are detected that show the symptoms of an anomaly. Alerts are generated once an anomaly is detected.
- **Business impact.** The business impact is assessed and, if required, sent on to service management as an incident.

- **Service management.** The incident can be compared with the knowledge base and, if required, sent on to problem isolation or remediation.
- **Problem isolation.** The incident is recognized and isolated as a problem, showing the correct root cause.
- **Automated remediation.** Remediation can take place in order to correct the detection process for the future.

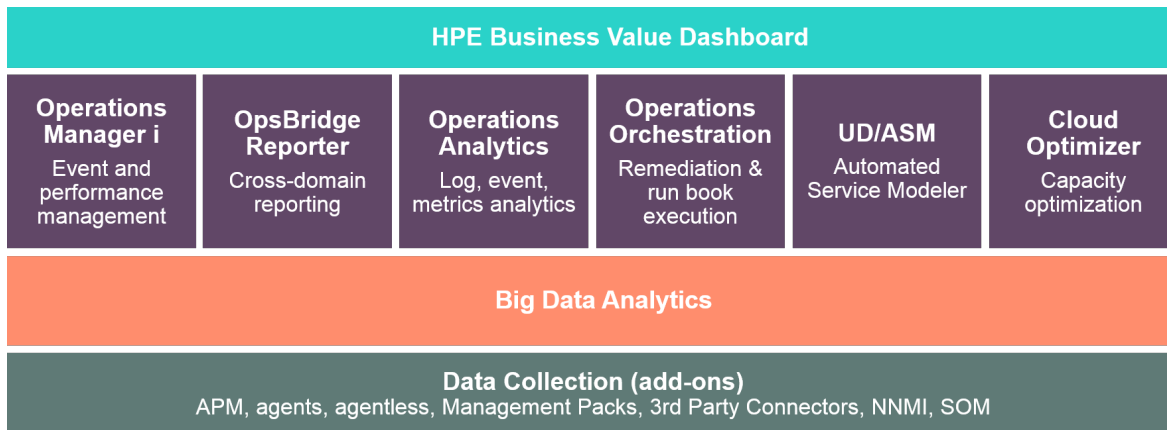
Operations Bridge Suite Versions

The Operations Bridge Suite is available in three versions: express, premium, and ultimate. This guide covers the ultimate version to give a complete picture of the full range of capabilities provided by the Operations Bridge Suite. For details on the content of the individual versions, see the Additional License Authorizations for HPE Systems Management Center software products. For the most up-to-date version, go to <http://softwaresupport.hpe.com>.

Operations Bridge Suite overview

HPE Operations Bridge Suite enables you to sense your environment through automated discovery and monitoring. The activities in your environment can be analyzed to predict and solve critical problems and increase performance.

The following graphic shows how the single products included in the Operations Bridge Suite work together to deliver the capabilities you need to view your operations through a business lens:



Product to capability mapping

The following table maps each HPE Operations Bridge Suite capability to the specific product that is part of the suite:

Product	Capability
Operations Manager i (OMi)	Event management and correlation Remediation (with Operations Orchestration) Health and KPI reporting and visualization Integrations using Management Packs and Connectors Monitoring (data collection, monitoring automation) Performance management
Business Value Dashboard (BVD)	Business Value Dashboards
Operations Bridge Reporter (OBR)	Cross-domain reporting System performance reporting
Operations Orchestration (OO)	Remediation Event enrichments Run book execution
Operations Bridge Analytics (OBA)	Big Data search Anomaly detection Log analytics
CMDB	Integrations with other CMDBs Discovery
Cloud Optimizer	Virtualization monitoring Capacity optimization

Licenses

The following HPE Operations Bridge Suite editions are available:

- ["HPE Operations Bridge Express Edition Suite" below](#)
- ["HPE Operations Bridge Premium Edition Suite" on the next page](#)
- ["HPE Operations Bridge Ultimate Edition V3 Suite" on the next page](#)

HPE Operations Bridge Express Edition Suite

HPE Operation Bridge Express Edition is a suite that provides entitlement to multiple product components along with their associated license keys. These product components are represented as separate entitlements, listed below. The primary suite product does not provide for a license key.

For HPE Operations Manager i version 10.10 or later:

- OPSBDG-EXPOMI5 HP Operations Bridge Express: Operations Manager i 5 OSI version 10.10+ E-LTU

For HPE Operations Manager i version 10.00 and prior:

- OPSBDG-EVTMGT HPE Operations Bridge Suite: OMi 10.00 and prior Event Management Foundation
- OPSBDG-MONAUTO HPE Operations Bridge Suite: OMi 10.00 and prior Monitoring Automation for Composite Applications E-LTU

HPE Operations Bridge Premium Edition Suite

HPE Operation Bridge Premium Edition is a suite that provides entitlement to multiple product components along with their associated license keys. These product components are represented as separate entitlements, listed below. The primary suite product does not provide for a license key.

For HPE Operations Manager i version 10.10 or later:

- OPSBDG-PRMOMI HP Operations Bridge Premium: Operations Manager i 10.10 E-LTU

For HPE Operations Manager i version 10.00 and prior:

- OPSBDG-EVTMGT HP Operations Bridge Suite - OMi 10.00 and prior Event Management Foundation
- OPSBDG-MONAUTO HP Operations Bridge Suite - OMi 10.00 and prior Monitoring Automation for Composite Applications E-LTU
- OPSBDG-TGTCNT HP Operations Bridge Suite: Operations Bridge Target Connectors E-LTU

For HPE Operations Bridge Reporter:

- OPSBDG-OBR HP Ops Bridge Premium: Operations Bridge Reporter Standard 50 E-LTU

HPE Operations Bridge Ultimate Edition V3 Suite

HPE Operation Bridge Ultimate Edition is a suite that provides entitlement to multiple product components along with their associated license keys. These product components are represented as separate entitlements, listed below. The primary suite product does not provide for a license key.

For HPE Operations Manager i version 10.10 or later:

- OPSBDG-ULTOMI HPE Operations Bridge Ultimate: Operations Manager i 50 OSI 10.10 E-LTU

For HPE Operations Manager i version 10.00 and prior:

- OPSBDG-EVTMGT HPE Operations Bridge Suite: OMi 10.00 and prior Event Management Foundation
- OPSBDG-MONAUTO HPE Operations Bridge Suite: OMi 10.00 and prior Monitoring Automation for Composite Applications E-LTU
- OPSBDG-TOPCOR HPE Operations Bridge Suite: OMi 10.00 and prior Topology Based Event Correlation E-LTU
- OPSBDG-TGTCNT HPE Operations Bridge Suite: Operations Bridge 50 Target Connectors E-LTU

For HPE Operations Bridge Reporter:

- OPSBDG-OBRAADV HPE Operations Bridge Ultimate: Operations Bridge Reporter Advanced 50 Node E-LTU

For HPE Operations Bridge Analytics Ultimate Edition:

- OPSBDG-OA50 HPE Operations Bridge Ultimate: Operations Bridge Analytics 50 Nodes E-LTU
- OPSBDG-LOGGER HPE Operations Bridge Ultimate: ArcSight Logger collecting up to 250GB/day from unlimited Devices. total searchable space 4.2 TB per Instance E-LTU
- OPSBDG-VTA2TB HPE Operations Bridge Ultimate: HPE Vertica Enterprise Edition 2 TB E-LTU

For HPE Operations Orchestration:

- OPSBDG-OO HPE Operations Bridge Ultimate: Operations Orchestration Server and Storage 50 Nodes E-LTU

For HPE Cloud Optimizer Premium Edition:

- OPSBDG-COPT50 HPE Operations Bridge Ultimate V3: Cloud Optimizer Premium 50 OSI Pack SW E-LTU

For HPE Universal Discovery:

- OPSBDG-UD50 HPE Operations Bridge Ultimate V3: Universal Discovery 50 OSI Pack SW E-LTU

For HPE Universal CMDB Automated Service Modelling Mapped Service:

- OPSBDG-ASM2 HPE Operations Bridge Ultimate V3: UCMDB Automated Service Modeling 2 OSI per 50 OpsBridge Ultimate OSI SW E-LTU

Getting Started documents

Several products that are part of the Operations Bridge Suite come with Concepts or Getting Started guides. Review the following documents for a deeper understanding of each product's capabilities.

For an overview of the products that are included in the Operations Bridge Suite see ["Get started " on page 7.](#)

Product	Version	Document	URL
OMi	10.60	Read Me First	go
Operations Bridge Suite	2017.01	Concepts Guide	go
Operations Orchestration	10.70	Concepts Guide	go
Operations Bridge Reporter	10.01	Concepts Guide	go
Cloud Optimizer	3.01	Concepts Guide	go
Operations Agent	12.02	Concepts Guide	go

Install

Every product of the HPE Operations Bridge Suite can also be installed and configured individually. The following table lists the installation, upgrade, and configuration guides of the individual products.

Product	Version	Document	URL
OMi	10.60	Installation and Upgrade Guide	go
OMi	10.60	Data Flow Probe Installation Guide	go
OMi	10.60	FIPS Configuration Guide	go
OMi		Operations Bridge Evolution Guide	go
OMi	10.60	Performance Engine Installation Guide	go
OMi	10.60	Virtual Appliance Deployment Guide	go
Operations Connector	10.11	Installation and Upgrade Guide	go
Operations Orchestration	10.70	Installation, Upgrade, and Configuration Guide	go
Operations Orchestration	10.70	Upgrading to HPE OO 10.x from OO 9.x	go
Operations Orchestration	10.70	System Requirements	go
Operations Bridge Analytics	3.00	Installation Guide	go
Operations Bridge Analytics	3.00	System Requirements and Sizing Guide	go
Operations Bridge Reporter	10.10	Interactive Installation Guide	go
Operations Bridge	10.10	Secure Deployment	go

Product	Version	Document	URL
Reporter		Guide	
Operations Bridge Reporter	10.10	Migration Guide	go
Cloud Optimizer	3.01	Installation Guide	go
Cloud Optimizer	3.01	Interactive Installation Guide	go
UCMDB: Universal Discovery and ASM	10.30	DDMI to Universal Discovery Migration Walkthrough Guide	go
UCMDB: Universal Discovery and ASM	10.30	Deployment Guide	go
UCMDB: Universal Discovery and ASM	10.30	FIPS Deployment Guide	go
UCMDB: Universal Discovery and ASM	10.30	Upgrader Reference	go
SiteScope	11.33	Deployment Guide	go
SiteScope	11.33	Deployment and Capacity Planner	go
SiteScope	11.33	Monitor Reference	go
Operations Agent	12.02	License Guide	go
Operations Agent	12.02	HPE Operations Agent and HP Operations Smart Plug-ins for Infrastructure Installation Guide	go

Integrate

Integrations between the products of the Operations Bridge Suite are crucial to work with the suite. Apart from integrations between products of the same suite, you can also set up integrations with products from other suites, or with third-party products.

The following table lists the integration guides of the Operations Bridge Suite, which contain instructions on how these integrations can be set up and managed.

Product	Version	Document	URL
OMi	10.60	Integrations Guide	go
Operations Bridge Reporter	10.10	Integration Guide	go
SiteScope	11.33	Diagnostics Integration	go
SiteScope	11.33	Integration with NNMi	go
SiteScope	11.33	Integration with HP Operations Manager Products	go

Administer

The guides and online helps listed in the following table can help you administer and manage the Operations Bridge Suite, so that your IT operations are further simplified and automated.

Product	Version	Document	URL
BVD	10.12	Administration Guide	go
BVD	10.12	Online Help	go
OMi	10.60	Administration Guide	go
OMi	10.60	Complete Documentation Set	go
OMi	10.60	Data Flow Management Guide	go
OMi	10.60	Online Help	go
OMi	10.60	RTSM Administration Guide	go
Operations Connector	10.11	Online Help	go
Operations Orchestration	10.70	Administration Guide	go
Operations Orchestration	10.70	Tuning Guide	go
Operations Bridge Reporter	10.01	Administration Guide	go
Operations Bridge Reporter	10.10	Content Pack Reference: Cross-Domain Operations Events	go
Operations Bridge Reporter	10.10	Handbook of Reports	go
Operations Bridge Reporter	10.10	Content Pack Reference: Health and Key Performance Indicators	go
Operations Bridge Reporter	10.10	Content Pack Reference: IBM WebSphere	go

Product	Version	Document	URL
		Application Server	
Operations Bridge Reporter	10.10	Content Pack Reference: Microsoft Active Directory	go
Operations Bridge Reporter	10.10	Content Pack Reference: Microsoft Exchange Server	go
Operations Bridge Reporter	10.10	Content Pack Reference: Microsoft SQL Server	go
Operations Bridge Reporter	10.10	Content Pack Reference: Network Component Health	go
Operations Bridge Reporter	10.10	Content Pack Reference: Network Interface Health	go
Operations Bridge Reporter	10.10	Content Pack Reference: Network Performance	go
Operations Bridge Reporter	10.10	Content Pack Reference: Operations Events	go
Operations Bridge Reporter	10.10	Content Pack Reference: Oracle	go
Operations Bridge Reporter	10.10	Content Pack Reference: Oracle WebLogic Server	go
Operations Bridge Reporter	10.01	Performance, Sizing, and Tuning Guide	go
Operations Bridge Reporter	10.10	Content Pack Reference: Real User Transaction Monitoring	go
Operations Bridge Reporter	10.10	Content Pack Reference: Synthetic	go

Product	Version	Document	URL
		Transaction Monitoring	
Operations Bridge Reporter	10.10	Content Pack Reference: System Performance	go
Operations Bridge Reporter	10.10	Content Pack Reference: Virtual Environment Performance	go
Cloud Optimizer	3.01	Online Help	go
UCMDB: Universal Discovery and ASM	10.30	Administration Guide	go
UCMDB: Universal Discovery and ASM	10.30	Data Flow Management Guide	go

Use

The following table lists guides that describe how to use the products included in the Operations Bridge Suite.

For additional help, see also ["Best Practices and White Papers" on the next page](#) and [Open Source and Third-Party Licenses](#).

Product	Version	Document	URL
OMi	10.60	User Guide	go
Operations Connector	10.11	User Guide	go
Operations Orchestration	10.60	User Guide	go
Operations Orchestration	10.60	Central User Guide	go
Operations Orchestration	10.70	Studio Guide	go
Operations Orchestration	10.70	Studio Wizards Guide	go
Operations Bridge Analytics	3.00	User Guide	go
Cloud Optimizer	3.01	Compute Sensor User Guide	go
UCMDB: Universal Discovery and ASM	10.22	Configuration Manager User Guide	go
UCMDB: Universal Discovery and ASM	10.22	Discovery and Integration Content - General Reference	go
UCMDB: Universal Discovery and ASM	10.22	Discovery and Integration Content - Discovery Activities	go
UCMDB: Universal Discovery and ASM	10.22	Discovery and Integration Content - Discovery Modules	go
UCMDB: Universal Discovery and ASM	10.22	Discovery and Integration Content Permissions 10.20	go

Product	Version	Document	URL
UCMDB: Universal Discovery and ASM	10.22	Discovery and Integration Content - Supported Content	go
UCMDB: Universal Discovery and ASM	10.30	End-to-End Workflow Walkthrough Guide	go
UCMDB: Universal Discovery and ASM	10.30	Inventory Tools User Guide	go
SiteScope	11.33	Using SiteScope	go
Operations Agent	12.01	User Guide	go
Operations Agent	12.01	User Guide: Health View	go

Best Practices and White Papers

For a better experience and a deeper understanding when using the products of the Operations Bridge Suite, review the following Best Practices documents and White Papers.

Product	Version	Document	URL
OMi	10.x	RTSM Best Practices	go
OMi	10.12	Managing thousands of nodes using OMi Monitoring Automation	go
Operations Orchestration	10.60	Request to Fulfill Value Stream with SAP Best Practices	go
Cloud Optimizer	3.01	X86 Virtualization Technology Evolution to HPE Cloud Optimizer Technical White Paper	go
SiteScope	11.33	Integration with BSM and HPOM Best Practices	go

Troubleshoot

Troubleshoot the Operations Bridge Suite to identify and diagnose problems that you may encounter when working with the suite products. The guides cover each product's common problems, and they provide steps to troubleshoot those problems.

Product	Version	Document	URL
OMi	10.60	Frequently Asked Questions	go
Operations Orchestration	10.70	Troubleshooting Guide	go
UCMDB: Universal Discovery and ASM	10.30	Backup and Recovery Guide	go
SiteScope	11.33	Failover Guide	go
Operations Bridge Reporter	10.10	Disaster Recovery Guide	go
Operations Bridge Reporter	10.10	Troubleshooting Guide	go

Develop

Learn how to further extend the capabilities of the Operations Bridge Suite by reviewing the following guides.

For guides that focus on databases and architecture, see [Database and Architecture documents](#).

Product	Version	Document	URL
OMi	10.60	Extensibility Guide	go
OMi	10.00	Performance and Sizing Guide	go
OMi	10.60	RTSM Developer Reference	go
Operations Orchestration	10.70	Action Developers Guide	go
Operations Orchestration	10.70	Application Program Interface (API) Guide	go
Operations Orchestration	10.70	OO Shell for Authoring (OOSHA) User Guide	go
Operations Orchestration	10.70	OO Shell Guide	go
Operations Orchestration	10.60	Sample Silent Properties File	go
Operations Orchestration	10.70	Security and Hardening Guide	go
Operations Bridge Analytics	3.00	AQL Developer Guide	go
Operations Bridge Reporter	10.10	Content Designer Guide	go
Operations Bridge Reporter	10.10	Content Development Guide	go
Operations Bridge Reporter	10.10	Secure Deployment Guide	go
Cloud Optimizer	3.01	Metric Definition Reference Guide	go
Cloud Optimizer	3.01	Sizing Guide	go

Product	Version	Document	URL
UCMDB: Universal Discovery and ASM	10.30	Developer Reference Guide	go
UCMDB: Universal Discovery and ASM	10.30	Hardening Guide	go
UCMDB: Universal Discovery and ASM	10.30	JMX Reference Guide	go
SiteScope	11.33	Public API Reference Guide	go
Operations Agent	12.02	GlancePlus for AIX: Dictionary of Operating System Performance Metrics	go
Operations Agent	12.02	GlancePlus for HP-UX: Dictionary of Operating System Performance Metrics	go
Operations Agent	12.01	GlancePlus for Linux: Dictionary of Operating System Performance Metrics	go
Operations Agent	12.01	GlancePlus for Solaris: Dictionary of Operating System Performance Metrics	go
Operations Agent	12.01	Handbook of Metrics	go
Operations Agent	12.01	Reference Guide	go

Send documentation feedback

If you have comments about this document, you can [contact the documentation team](#) by email. If an email client is configured on this system, click the link above and an email window opens with the following information in the subject line:

Feedback on Operations Bridge Suite Documentation Library (Operations Manager i 2017.01)

Just add your feedback to the email and click send.

If no email client is available, copy the information above to a new message in a web mail client, and send your feedback to ovdoc-asm@hpe.com.

We appreciate your feedback!