

How to enable JIRA adapter proxy support for HP ALM synchronizer links created without it

Proxy support available only for links created **after turning proxy support on** in adapter.settings.xml. All links created before, restored from xml or backup from server with no or turned off proxy support, upgraded with previous server version, will have no proxy settings.

Below you can find workarounds for exported and running links.

For links exported to XML with no proxy support:

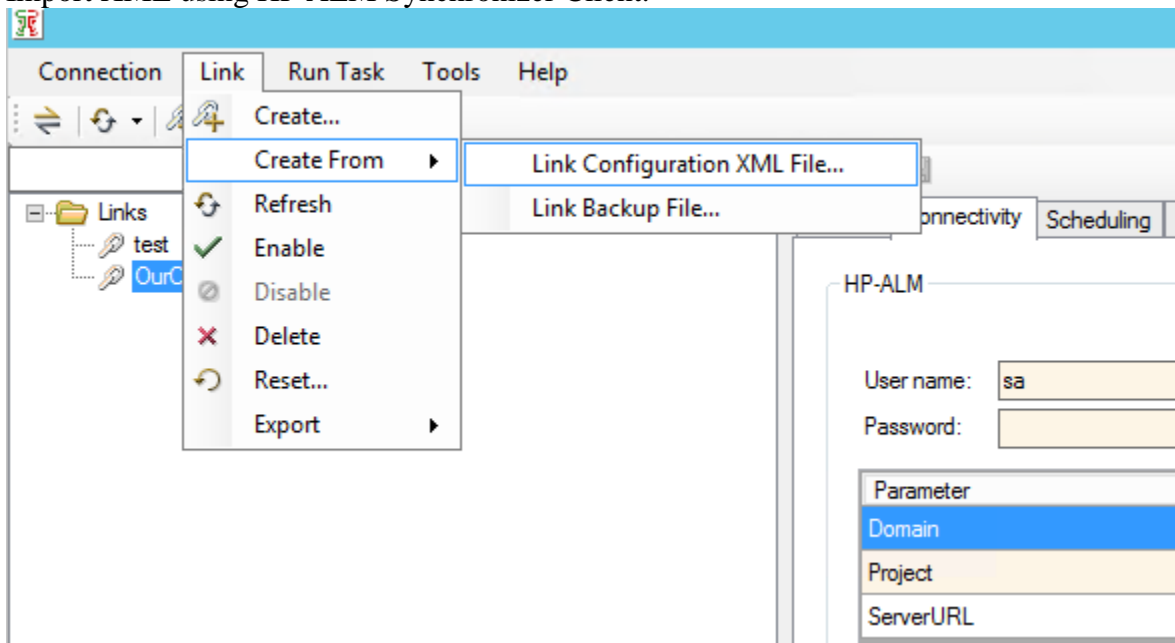
1. Open exported ALM-to-JIRA XML link.
2. Add two connection parameters to second endpoint section:
 - for *non-authenticated* proxy support:

Before	After
<pre>.... <Endpoint ordinal="2"> <type>JIRA</type> <epName>JIRA</epName> <entityName>Bug</entityName> <entityType>DEFECT</entityType> <ConnectionData> <username>sa</username> <password encryptInitString="+gUK5O5P1A1JpmyJWQOYwQ==" encrypted="true" value="m9iM7vQYJNiKcc+pQCIM2g==" /> <Properties> <property name="JIRA project key" value="NNN" /> <property name="JIRA server URL" value="http://host.com:8080" /> </Properties> </ConnectionData> <Filters/> <Params/> </Endpoint></pre>	<pre>..... <Endpoint ordinal="2"> <type>JIRA</type> <epName>JIRA</epName> <entityName>Bug</entityName> <entityType>DEFECT</entityType> <ConnectionData> <username>sa</username> <password encryptInitString="+gUK5O5P1A1JpmyJWQOYwQ==" encrypted="true" value="m9iM7vQYJNiKcc+pQCIM2g==" /> <Properties> <property name="JIRA project key" value="NNN" /> <property name="JIRA server URL" value="http://host:8080" /> <property name="Proxy host" value="proxy" /> <property name="Proxy port" value=" 8080" /> </Properties> </ConnectionData> <Filters/> <Params/> </Endpoint></pre>

- for *basic authentication* proxy support:

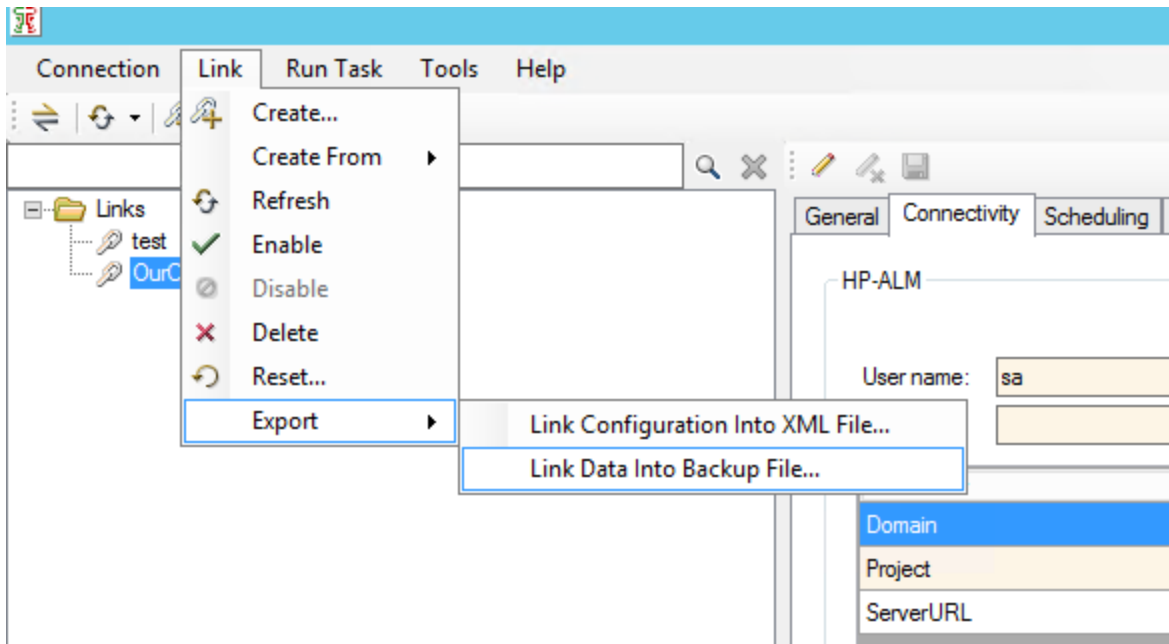
Before	After
<pre> <Endpoint ordinal="2"> <type>JIRA</type> <epName>JIRA</epName> <entityName>Bug</entityName> <entityType>DEFECT</entityType> <ConnectionData> <username>sa</username> <password encryptInitString="+gUK505P1A1JpmyJWQOYwQ==" encrypted="true" value="m9iM7vQYJNiKcc+pQCiM2g=="> <Properties> <property name="JIRA project key" value="NNN"/> <property name="JIRA server URL" value="http://host.com:8080"/> </Properties> </ConnectionData> <Filters/> <Params/> </Endpoint> </pre>	<pre> <Endpoint ordinal="2"> <type>JIRA</type> <epName>JIRA</epName> <entityName>Bug</entityName> <entityType>DEFECT</entityType> <ConnectionData> <username>sa</username> <password encryptInitString="+gUK505P1A1JpmyJWQOYwQ==" encrypted="true" value="m9iM7vQYJNiKcc+pQCiM2g=="> <Properties> <property name="JIRA project key" value="NNN"/> <property name="JIRA server URL" value="http://host:8080"/> <property name="Proxy host" value="proxy"/> <property name="Proxy port" value=" 8080"/> <property name="Proxy user" value="proxy-user"/> <property name="Proxy password" value="password"/> </Properties> </ConnectionData> <Filters/> <Params/> </Endpoint> </pre>

3. Import XML using HP ALM Synchronizer Client.



For currently running links with no proxy support:

1. Deactivate the link.
2. Back up the link that you have just deactivated. When the backup completes, a dialog box provides you with the link's backup archive path



3. Open created archive and LinkConfig.xml file.
 Add two connection parameters to second endpoint section, subsections “<ConnectionData>”, “<Properties>”:

- for *non-authenticated* proxy support:

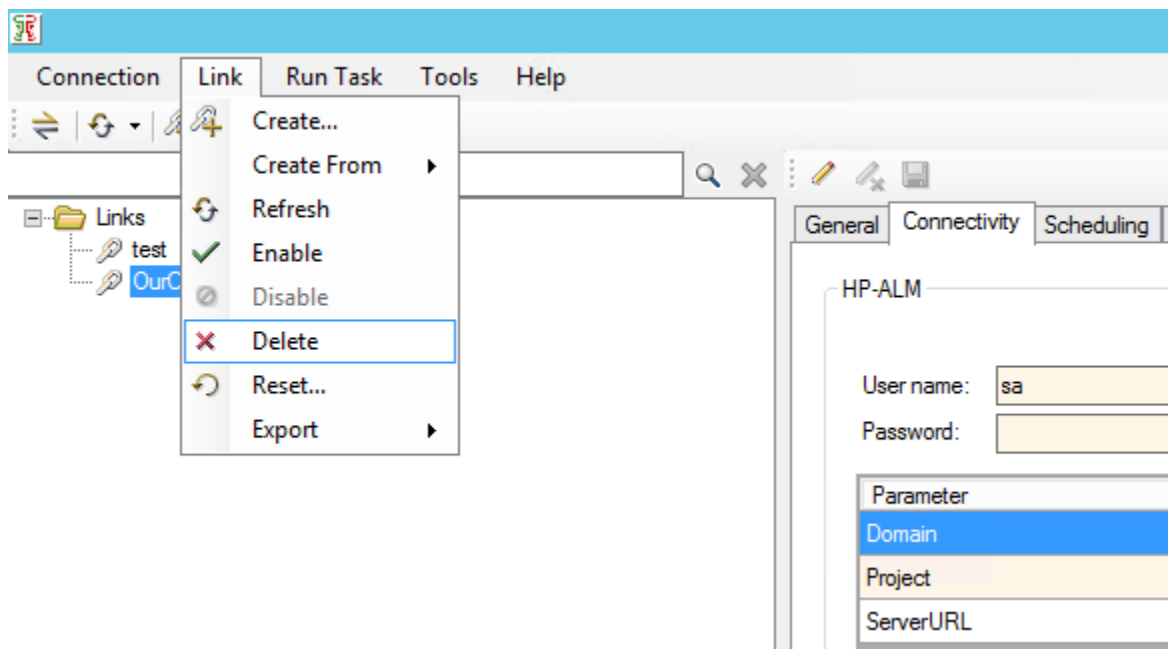
Before	After
<pre> <Endpoint ordinal="2"> <type>JIRA</type> <epName>JIRA</epName> <entityName>Bug</entityName> <entityType>DEFECT</entityType> <ConnectionData> <username>sa</username> <password encryptInitString="+gUK5O5P1A1JpmyJWQOYwQ==" encrypted="true" value="m9iM7vQYJNiKcc+pQCiM2g==" /> <Properties> <property name="JIRA project key" value="NNN"/> <property name="JIRA server URL" value="http://host.com:8080/" /> </Properties> </ConnectionData> <Filters/> <Params/> </Endpoint> </pre>	<pre> <Endpoint ordinal="2"> <type>JIRA</type> <epName>JIRA</epName> <entityName>Bug</entityName> <entityType>DEFECT</entityType> <ConnectionData> <username>sa</username> <password encryptInitString="+gUK5O5P1A1JpmyJWQOYwQ==" encrypted="true" value="m9iM7vQYJNiKcc+pQCiM2g==" /> <Properties> <property name="JIRA project key" value="NNN"/> <property name="JIRA server URL" value="http://host:8080/" /> <property name="Proxy host" value="proxy"/> <property name="Proxy port" value=" 8080"/> </Properties> </ConnectionData> <Filters/> <Params/> </Endpoint> </pre>

- for *basic authentication* proxy support:

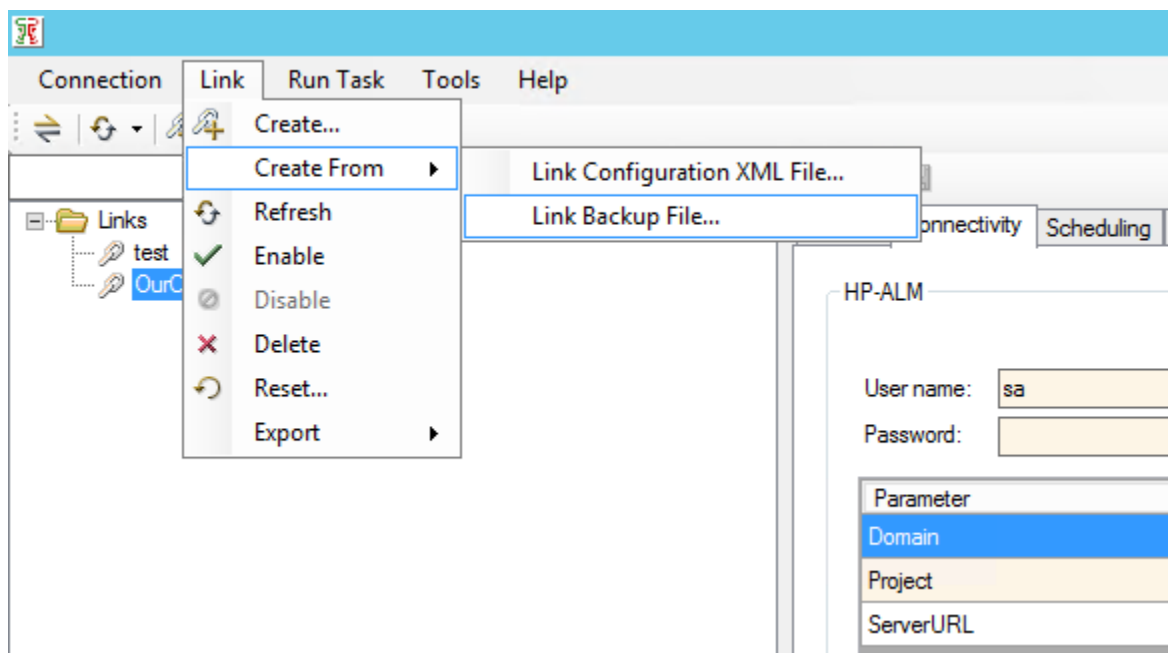
Before	After
<pre> <Endpoint ordinal="2"> <type>JIRA</type> <epName>JIRA</epName> <entityName>Bug</entityName> <entityType>DEFECT</entityType> <ConnectionData> <username>sa</username> <password encryptInitString="+gUK5O5P1A1JpmyJWQOYwQ==" encrypted="true" value="m9iM7vQYJNiKcc+pQCiM2g==" /> <Properties> <property name="JIRA project key" value="NNN" /> <property name="JIRA server URL" value="http://host.com:8080/" /> </Properties> </ConnectionData> <Filters/> <Params/> </Endpoint> </pre>	<pre> <Endpoint ordinal="2"> <type>JIRA</type> <epName>JIRA</epName> <entityName>Bug</entityName> <entityType>DEFECT</entityType> <ConnectionData> <username>sa</username> <password encryptInitString="+gUK5O5P1A1JpmyJWQOYwQ==" encrypted="true" value="m9iM7vQYJNiKcc+pQCiM2g==" /> <Properties> <property name="JIRA project key" value="NNN" /> <property name="JIRA server URL" value="http://host:8080/" /> <property name="Proxy host" value="proxy" /> <property name="Proxy port" value=" 8080" /> <property name="Proxy user" value="proxy-user" /> <property name="Proxy password" value="password" /> </Properties> </ConnectionData> <Filters/> <Params/> </Endpoint> </pre>

4. Replace the file in the archive with modified one.

Delete existing link.



5. Restore the link from the changed link in the archive.



6. Reactivate the link.