

HP Propel

Customizing the Marketplace Portal



Release 1.00

Contents

Custom Themes	2
Pre-packaged Themes	2
HP Simplified.....	2
HP Playful	3
HP Enterprise.....	3
Custom Theme Option	4
Theming Framework	5
Glyph Icons	5
Custom Widgets and Sections	7

© Copyright 2014 Hewlett-Packard Development Company, L.P. The information contained herein is subject to change without notice. The only warranties for HP products and services are set forth in the express warranty statements accompanying such products and services. Nothing herein should be construed as constituting an additional warranty. HP shall not be liable for technical or editorial errors or omissions contained herein.

Restricted rights legend: Confidential computer software. Valid license from HP required for possession, use or copying. Consistent with FAR 12.211 and 12.212, Commercial Computer Software, Computer Software Documentation, and Technical Data for Commercial Items are licensed to the U.S. Government under vendor's standard commercial license.

Microsoft and Windows are U.S. registered trademarks of Microsoft Corporation. AMD is a trademark of Advanced Micro Devices, Inc. Intel and Xeon are trademarks of Intel Corporation in the U.S. and other countries. Oracle and Java are registered trademarks of Oracle and/or its affiliates.

Custom Themes

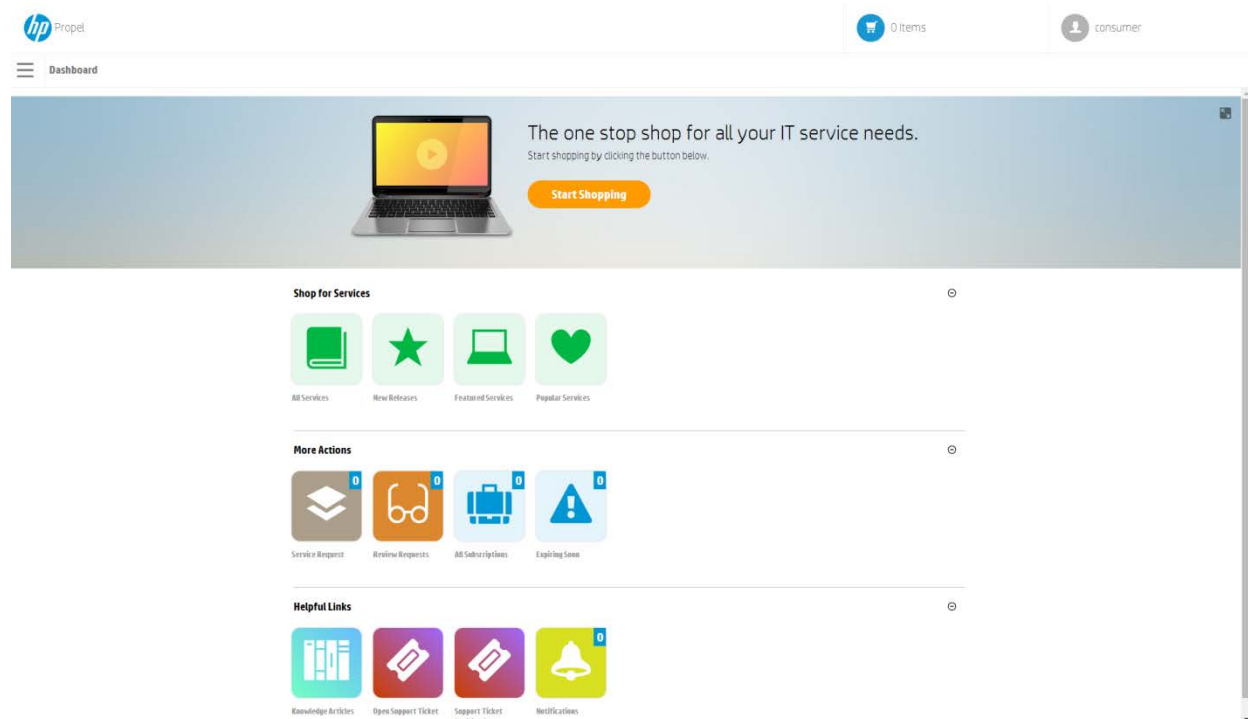
You can customize the display of the Marketplace Portal Dashboard to fulfill your organization's requirements.

Pre-packaged Themes

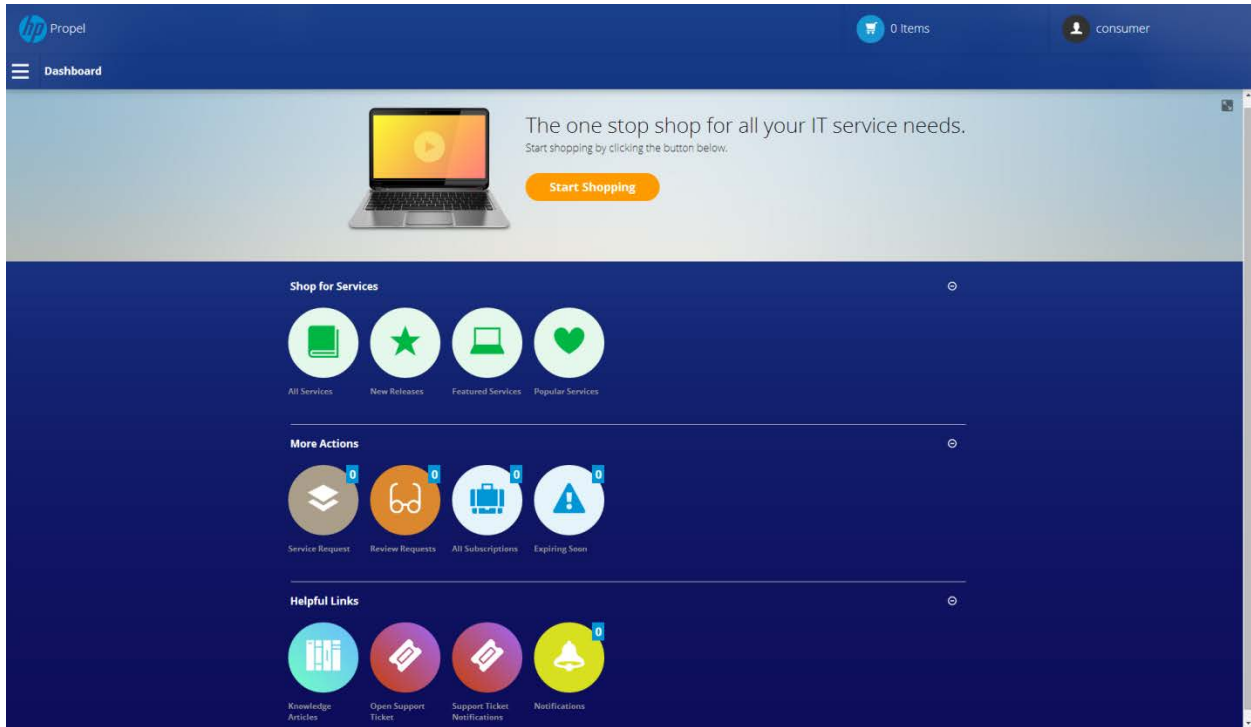
To help you easily customize your Marketplace Portal Dashboard, HP includes the following, pre-packaged themes:

- HP Simplified
- HP Playful
- HP Enterprise

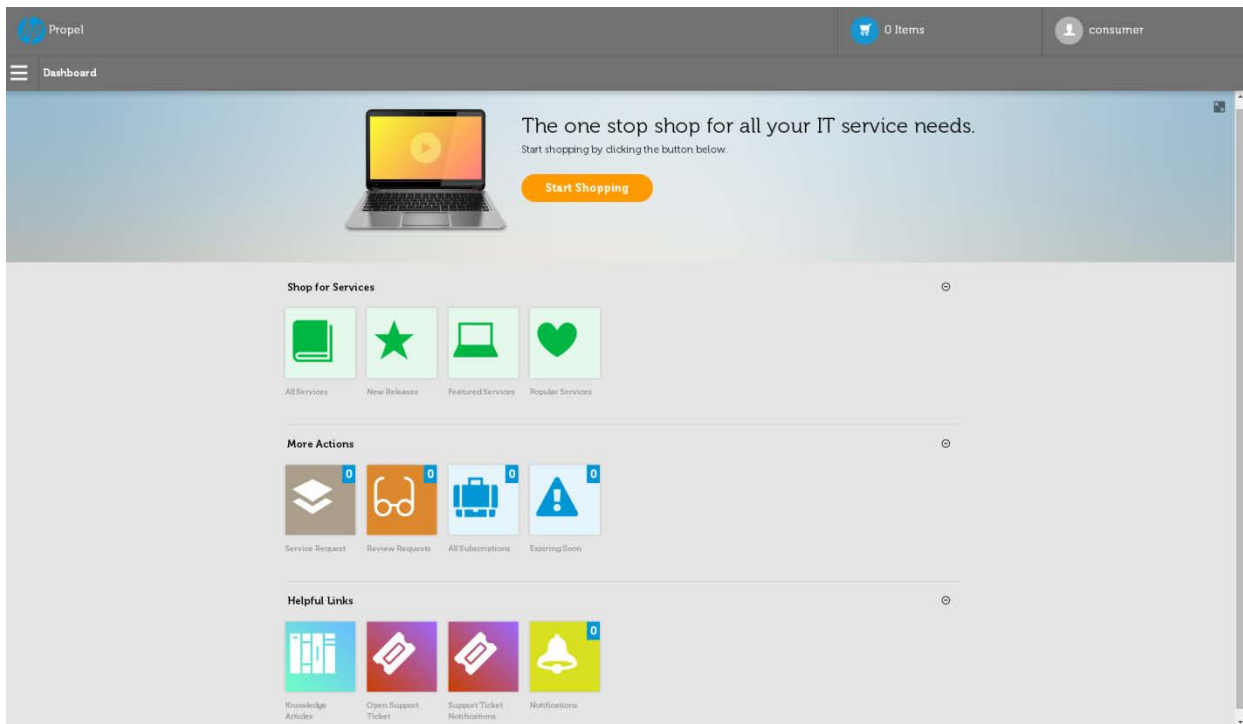
HP Simplified



HP Playful



HP Enterprise



Custom Theme Option

HP Propel provides a Custom theme option, where you enter the name of your theme directory:



- General Information
- Authentication
- Customization

Customization

Add and label KeyPair values to customize various aspects of this organization. Please refer to the reference guide to see the different aspects of the organization you can control.

Edit KeyPair values by selecting them

portalTitle Propel	⚙️
portalWelcomeMsg Marketplace Portal	⚙️
portalFooterMsg	⚙️
portalLegalNoticeUrl http://www8.hp.com/us/en/privacy/privacy.html	⚙️
portalShowTermsOfUse false	⚙️
portalTermsOfUseUrl http://www8.hp.com/us/en/privacy/terms-of-use.html	⚙️
disclaimerText	⚙️
securityLevel	⚙️
themeName HP Playful	⚙️

The available theme names are: HP Enterprise, HP Playful, and HP Simplified.

The Marketplace Portal will check the Custom theme under two themes directories of the project:

```
Hp/propel/mpp/node_modules/mpp-ui/dist/bower_components/(theme directory)/styles/main.css
```

The Login page (IDM Service) has its own theme structure, as follows:

```
Hp/propel/jboss-as/standalone/deployments/idm-service.war/themes/(theme directory)/styles/main.css
```

Example: In the Propel Management Console, if you enter **Custom** for the custom theme name, the Marketplace Portal will try to find the following file location:

```
Hp/propel/jboss-as/standalone/deployments/idm-service.war/themes/Custom/styles/main.css
```

The Login page (IDM service) will also try to find this location:

```
Hp/propel/jboss-as/standalone/deployments/idm-service.war/themes/  
Custom/styles/main.css
```

Best Practice: When you create a new theme directory, copy one of the existing theme directories and then modify the new theme directory name and the css file. To support customization, the css file must be named "main.css".

Note: Your custom directory must model the other theme directories. There is a main directory ("styles") that contains all styling components, such as .css, images, and fonts.

Pre-packaged themes can be minified to reduce or exclude whitespace. You will need an IDE/tool to help unminify the css file to make it more readable, such as <http://mrcoles.com/blog/css-unminify/>.

Theming Framework

The Marketplace Portal theming framework models the open-source project Bootstrap at <http://getbootstrap.com/>. Review the Bootstrap documentation to learn about how the Marketplace Portal's components are structured with class labels.

All CSS rules used in Bootstrap are included in each provided theme, in the main.css file for each theme.

A CSS extension language that is used to create the framework is Syntactically Awesome Stylesheets (Sass). This extension language includes variables, nested rules, reusable mixins, and functions.

Glyph Icons

The Marketplace Portal styling framework provides a collection of glyph icons that can be used throughout the application and in the custom widgets.

Best Practice: Use the HTML class names shown in the following chart.

Customizing the Marketplace Portal

icon-zoom-out	icon-zoom-in	icon-youtube	icon-wifi
icon-web	icon-view	icon-video	icon-validation-denied
icon-validation-approve	icon-validation-alert	icon-user	icon-user-delete
icon-user-add	icon-unlock	icon-wallet	icon-tv
icon-trophy	icon-travel	icon-trash	icon-tools
icon-toolbox	icon-ticket	icon-target	icon-tag
icon-tablet	icon-surround	icon-subscription	icon-stop
icon-status	icon-star	icon-stamp	icon-spell-check
icon-speaker-mute	icon-speaker-medium	icon-speaker-max	icon-speaker-low
icon-shuffle	icon-shield	icon-settings	icon-settings-verticle
icon-settings-horizontal	icon-services	icon-server	icon-search
icon-sensors	icon-ris	icon-rocket	icon-rewind
icon-repeat	icon-relationship	icon-refresh	icon-record
icon-radar	icon-quote-start	icon-quote-end	icon-prohibited
icon-process	icon-print	icon-power	icon-play
icon-iphone	icon-pending	icon-payment	icon-pause
icon-page	icon-page-new	icon-page-multiple	icon-owner
icon-options	icon-notification	icon-network	icon-navigation
icon-mystuff	icon-mug	icon-mouse	icon-monitor
icon-microphone	icon-microphone-mute	icon-menu-expand	icon-menu-collapse
icon-mail	icon-loop	icon-layout	icon-login
icon-lock	icon-location	icon-locate	icon-loading
icon-list	icon-link	icon-likes	icon-lightbulb
icon-library	icon-legal	icon-leaf	icon-laptop
icon-labs	icon-keyboard	icon-key	icon-information
icon-inbox	icon-image	icon-hybrid	icon-hip
icon-home	icon-heart	icon-hd	icon-hd-raids
icon-hammer	icon-grid	icon-globe	icon-gift
icon-gift	icon-fox	icon-folder	icon-flame
icon-flag	icon-first-aid	icon-finder	icon-filter
icon-fast-forward	icon-facebook	icon-export	icon-export-option
icon-expand	icon-emoji-con-surprised	icon-emoji-con-sad	icon-emoji-con-happy
icon-ellipse	icon-edit	icon-drop	icon-download
icon-download-option	icon-dot	icon-donut	icon-documents
icon-document	icon-disk	icon-disconnect	icon-desktop
icon-delivery	icon-delete-circle	icon-date	icon-dashboard
icon-cube-solid	icon-cube-outline	icon-copyright	icon-contract
icon-contacts	icon-connections	icon-connection	icon-code
icon-cloud	icon-cloud-upload	icon-cloud-download	icon-close
icon-digboard	icon-dip	icon-child	icon-checkout
icon-chat	icon-chat-session	icon-chart-pie	icon-chart-line
icon-chart-bar	icon-catalog	icon-cart	icon-carousel
icon-calendar	icon-calculation	icon-business	icon-bulb
icon-bug	icon-bookmark	icon-blueprint	icon-barcode
icon-barcode-option	icon-attachment	icon-asterisk	icon-assistance
icon-assistance-option	icon-arrow-up	icon-arrow-span	icon-arrow-pin
icon-arrow-forward	icon-arrow-forward-option	icon-arrow-down	icon-arrow-back
icon-arrow-back-option	icon-archive	icon-applications	icon-alert
icon-alert-option	icon-address-book	icon-add	icon-add-document
icon-add-circle	icon-access	icon-id	icon-arrow-down-option
icon-arrow-up-option	icon-checkmark	icon-home-2	icon-stop-option
icon-play-option	icon-restart	icon-coat	icon-approvals-option
icon-review-option	icon-arrow-dash-forward	icon-arrow-dash-back	icon-arrow-line-forward
icon-arrow-line-back	icon-black-beard	icon-hat	icon-printer
icon-rocket-option	icon-traffic	icon-traffic-option	icon-plug
icon-plug-option	icon-magnet	icon-organization-option	icon-magic-wand
icon-layout	icon-bug-option	icon-sort-low	icon-sort-high
icon-sort	icon-brick	icon-link-option	icon-service-modify-fail
icon-infinite-option	icon-infinite	icon-windows	icon-apple
icon-linux	icon-date-option	icon-calendar-option	icon-checkout-complete
icon-linux	icon-date-option	icon-calendar-option	icon-checkout-complete
icon-checkout-next	icon-cart-option	icon-cart-next	icon-cart-complete
icon-measure	icon-measure-option	icon-weigh	icon-rule
icon-rule-option	icon-thermometer	icon-thermometer-option	icon-bookmark-option
icon-peace	icon-review	icon-approvals	icon-arrow-line-up
icon-arrow-line-down	icon-emoji-con-happy-2	icon-emoji-con-smile	icon-emoji-con-angry
icon-emoji-con-poo	icon-cpu	icon-subscription-add	icon-pause-option
icon-refresh-option	icon-saved	icon-square	icon-square-tip
icon-application-off	icon-applications-on	icon-application-on-option	icon-application-off-option
icon-star-half	icon-wallet	icon-basket-option	icon-basket
icon-umbrella	icon-radioactive	icon-expand-option	icon-contract-option
icon-chat-session-2	icon-conversation	icon-sun	icon-settings-option
icon-linkedin	icon-droptbox	icon-internet-explorer	icon-chrome
icon-fratix	icon-trash-option	icon-organization	icon-robot
icon-ghost	icon-diamond	icon-club	icon-saple
icon-archive-option	icon-moon	icon-phase-complete	icon-phase-start
icon-phase-crescent	icon-phase-gibson	icon-share	icon-watch
icon-pin	icon-generic-user	icon-battery-full	icon-battery-half
icon-battery-empty	icon-in-progress	icon-new	icon-urgent
icon-edit-field	icon-active	icon-active-option	icon-inactive-option
icon-inactive	icon-dog	icon-hall-option	icon-service-offline
icon-service-reserved	icon-service-transitioning	icon-service-deploy	icon-edit-option
icon-service-modify	icon-service-fail	icon-service-active	

Custom Widgets and Sections

The Marketplace Portal Dashboard includes all default widgets and (optionally) custom widgets and sections.

Default widgets: These widgets & sections highlighted below are pre-configured and editable through: `hp/propel/mpp/conf/dashboard.json`.

Custom widgets: You can customize the dashboard by removing various widgets and sections through the `dashboard.json` file. The `dashboard.json` file consists of a `header` object that allows you to modify the banner display at the top of the dashboard, including a list of `sections`, each of which is referring to one row as highlighted below.

