

# HP Database and Middleware Automation

for Linux, Solaris, Windows, AIX, and HP-UX operating systems

Software Version: 10.20.100

---

## Support Matrix

Manufacturing Part Number: none

Document Release Date: October 2014

Software Release Date: April 2014



## Legal Notices

### Warranty

The only warranties for HP products and services are set forth in the express warranty statements accompanying such products and services. Nothing herein should be construed as constituting an additional warranty. HP shall not be liable for technical or editorial errors or omissions contained herein.

The information contained herein is subject to change without notice.

### Restricted Rights Legend

Confidential computer software. Valid license from HP required for possession, use or copying. Consistent with FAR 12.211 and 12.212, Commercial Computer Software, Computer Software Documentation, and Technical Data for Commercial Items are licensed to the U.S. Government under vendor's standard commercial license.

### Copyright Notices

© Copyright 2011-2014 Hewlett-Packard Development Company, L.P.

### Trademark Notices

Adobe™ is a trademark of Adobe Systems Incorporated.

HP-UX Release 10.20 and later and HP-UX Release 11.00 and later (in both 32 and 64-bit configurations) on all HP 9000 computers are Open Group UNIX 95 branded products.

Windows® and Microsoft® are U.S. registered trademarks of Microsoft Corporation.

Oracle® is a registered trademark of Oracle and/or its affiliates.

UNIX® is a registered trademark of The Open Group.

## Documentation Updates

The title page of this document contains the following identifying information:

- Software Version number, which indicates the software version.
- Document Release Date, which changes each time the document is updated.
- Software Release Date, which indicates the release date of this version of the software.

To check for recent updates or to verify that you are using the most recent edition of a document, go to:

**<http://h20230.www2.hp.com/selfsolve/manuals>**

This site requires that you register for an HP Passport and sign-in. To register for an HP Passport ID, go to:

**<http://h20229.www2.hp.com/passport-registration.html>**

Or click the **New users - please register** link on the HP Passport login page.

You will also receive updated or new editions if you subscribe to the appropriate product support service. Contact your HP sales representative for details.

## Support

Visit the HP Software Support web site at:

**<http://www.hp.com/go/hpsoftwaresupport>**

This Web site provides contact information and details about the products, services, and support that HP Software offers.

HP Software online support provides customer self-solve capabilities. It provides a fast and efficient way to access interactive technical support tools needed to manage your business. As a valued support customer, you can benefit by using the support web site to:

- Search for knowledge documents of interest
- Submit and track support cases and enhancement requests
- Download software patches
- Manage support contracts
- Look up HP support contacts
- Review information about available services
- Enter into discussions with other software customers
- Research and register for software training

Most of the support areas require that you register as an HP Passport user and sign in. Many also require a support contract. To register for an HP Passport ID, go to:

**<http://h20229.www2.hp.com/passport-registration.html>**

To find more information about access levels, go to:

**[http://h20230.www2.hp.com/new\\_access\\_levels.jsp](http://h20230.www2.hp.com/new_access_levels.jsp)**

# HP Database and Middleware Automation

## Version 10.20.100

### Support Matrix

## Contents

Support Matrixes for Workflows	6
Oracle Support	7
SQL Server Support	15
SAP Sybase Adaptive Server Enterprise Support	16
IBM DB2 LUW Support	17
JBoss Support	19
WebSphere Support	20
WebLogic Support	23
Promote Support	24
Required Server Platform Infrastructure	25
Supported Web Browsers	25
Supported Target Platforms	26

## HP Database and Middleware Automation Version 10.20.100 Support Matrixes for Workflows

The pages that follow provide support matrixes for the HP DMA workflows. The matrixes contain the supported products, HP DMA solution packs, HP DMA workflows, and supported platforms for each supported product version.

Type	Included items
Product	Oracle
	MS SQL
	Sybase
	IBM DB2 LUW
	JBoss
	WebSphere
	WebLogic
	Promote
Solution Pack	AdvancedDBPatching
	AdvancedDBProvisioning
	DBCompliance
	DBPatching
	DBProvisioning
	DBRefresh
	DBReleaseManagement
	ASProvisioning
	ASPatching
	ASReleaseManagement
	ASConfigManagement
	Discovery
	Promote
Platform	Linux Platforms: Red Hat Enterprise, SUSE Enterprise, Oracle
	Solarix (SPARC)
	Windows
	AIX
	HP-UX




Oracle Database		Red Hat Enterprise Linux 5, 6 SUSE Enterprise Linux Server 11 Oracle Linux 5, 6							
		12.1.0.1	11.2.0.4	11.2.0.3	11.2.0.2	11.2.0.1	11.1.0.7	10.2.0.5	10.2.0.4
AdvancedDBPatching	Oracle - Patch CRS Home			●	●	●	●	●	●
	Apply Critical Patch Update to RAC Home			●	●	●	●	●	●
	Apply Oracle CRS Patchset						●	●	●
	<a href="#">Oracle - Patch Grid Infrastructure and Databases</a>	●	●	●	●				
	Oracle - Rollback Patch from CRS Home			●	●	●	●	●	●
	Oracle - Rollback Patch from Grid Infrastructure and Database	●	●	●	●				
AdvancedDBProvisioning	Check RAC Node and Check SQL Connectivity	●	●	●	●	●	●	●	●
	Cleanup Failed RAC Node Install		●				●	●	●
	Oracle - Configure Data Guard Broker Properties	●	●	●	●	●	●		
	Oracle - Create Database Broker Configuration	●	●	●	●	●	●		
	<a href="#">Oracle - Provision Data Guard</a>	●	●	●	●	●			
	Oracle - Deploy Grid and Database	●	●	●	●	●			
	Oracle - Deploy Grid and Database with Data Guard	●	●	●	●	●			
	Install or Configure ASMLib	●	●	●	●	●	●	●	●
	Move ASM Datafiles	●	●	●	●	●	●	●	●
	Oracle - Data Guard Broker Switchover	●	●	●	●	●	●		
	Provision a New RAC Node			●	●	●	●	●	●
	Provision an ASM Instance			●	●	●	●	●	●
	Provision Oracle Cluster Ready Services						●	●	●
	Add or Alter an ASM Diskgroup	●	●	●	●	●	●	●	●
	Provision Oracle RAC 11gr2 CRS and ASM Components			●	●	●			
	Provision Oracle RAC 11.2 CRS and ASM Components			●	●	●			
Oracle - Provision or Upgrade Grid Infrastructure	●	●	●	●	●				
DBCompliance	Run Oracle Compliance Audit	●	●	●	●	●	●	●	●
DBPatching	<a href="#">Oracle - Patch Home and Database</a>	●	●	●	●	●	●	●	●
	Apply Oracle Patchset						●	●	●
	Clone Oracle Home	●	●	●	●	●	●	●	●
	Migrate Oracle Home	●	●	●	●	●	●	●	●
	Oracle - Rollback Patch from Home and Databases	●	●	●	●	●	●	●	●

**Notes:** Workflows may include a version (for example, v2)

Support includes platform minor releases

Copyright © 2014, Hewlett-Packard Development Company, L.P.




**Key**

	Available
	New in DMA 10.20.100
	New/replaced in DMA 10.20.100

Oracle Database		Red Hat Enterprise Linux 5, 6 SUSE Enterprise Linux Server 11 Oracle Linux 5, 6							
		12.1.0.1	11.2.0.4	11.2.0.3	11.2.0.2	11.2.0.1	11.1.0.7	10.2.0.5	10.2.0.4
DBProvisioning	Oracle - Upgrade Database	●	●	●	●	●	●	●	●
	Oracle - Provision Database	●	●	●	●	●	●	●	●
	Provision OEM Agent		●	●	●	●	●	●	●
	Provision Oracle Client	●	●	●	●	●	●	●	●
	Oracle - Provision Pluggable Database	●							
	Oracle - Provision Database Software	●	●	●	●	●	●	●	●
DBRefresh	Oracle - Export and Refresh Database via Data Pump	●	●	●	●	●	●	●	●
	Oracle - Export and Refresh Schema via Data Pump	●	●	●	●	●	●	●	●
	Oracle - Extract and Refresh Database via RMAN	●	●	●	●	●	●	●	●
	Oracle - Export Schema via Data Pump	●	●	●	●	●	●	●	●
	Oracle - Export Database via Data Pump	●	●	●	●	●	●	●	●
	Oracle - Extract Database via RMAN	●	●	●	●	●	●	●	●
	Oracle - Refresh Database via Data Pump	●	●	●	●	●	●	●	●
	Oracle - Refresh Database via RMAN	●	●	●	●	●	●	●	●
	Oracle - Refresh Schema via Data Pump	●	●	●	●	●	●	●	●
DBReleaseManagement	<a href="#">Oracle - SQL Release</a>	●	●	●	●	●	●		
Discovery	Discovery	●	●	●	●	●	●	●	●

**Notes:** Workflows may include a version (for example, v2)  
 Support includes platform minor releases  
 Copyright © 2014, Hewlett-Packard Development Company, L.P.

**Key**

	Available
	New in DMA 10.20.100
	New/replaced in DMA 10.20.100



Oracle Database		Solaris (SPARC) 10, 11							
		12.1.0.1	11.2.0.4	11.2.0.3	11.2.0.2	11.2.0.1	11.1.0.7	10.2.0.5	10.2.0.4
AdvancedDBPatching	Oracle - Patch CRS Home								
	Apply Critical Patch Update to RAC Home								
	Apply Oracle CRS Patchset								
	<a href="#">Oracle - Patch Grid Infrastructure and Databases</a>	•	•	•	•				
	Oracle - Rollback Patch from CRS Home								
AdvancedDBProvisioning	Oracle - Rollback Patch from Grid Infrastructure and Database	•	•	•	•				
	Check RAC Node and Check SQL Connectivity	•	•						
	Cleanup Failed RAC Node Install		•						
	Oracle - Configure Data Guard Broker Properties	•	•						
	Oracle - Create Database Broker Configuration	•	•						
	<a href="#">Oracle - Provision Data Guard</a>	•	•						
	Oracle - Deploy Grid and Database								
	Oracle - Deploy Grid and Database with Data Guard								
	Install or Configure ASMLib	•	•						
	Move ASM Datafiles	•	•						
	Oracle - Data Guard Broker Switchover	•	•						
	Provision a New RAC Node								
	Provision an ASM Instance								
	Provision Oracle Cluster Ready Services								
	Add or Alter an ASM Diskgroup	•	•	•	•	•			
	Provision Oracle RAC 11gr2 CRS and ASM Components								
	Provision Oracle RAC 11.2 CRS and ASM Components								
Oracle - Provision or Upgrade Grid Infrastructure	•	•	•	•	•				
DBCompliance	Run Oracle Compliance Audit	•	•	•	•	•	•	•	
DBPatching	<a href="#">Oracle - Patch Home and Database</a>	•	•	•	•	•	•	•	
	Apply Oracle Patchset						•	•	
	Clone Oracle Home	•	•	•	•	•	•	•	
	Migrate Oracle Home	•	•	•	•	•	•	•	
	Oracle - Rollback Patch from Home and Databases	•	•	•	•	•	•	•	

**Notes:** Workflows may include a version (for example, v2)

Support includes platform minor releases

Copyright © 2014, Hewlett-Packard Development Company, L.P.



Name

Available

New in DMA 10.20.100




New/replaced in DMA 10.20.100

**Key**

Oracle Database		Solaris (SPARC) 10, 11							
		12.1.0.1	11.2.0.4	11.2.0.3	11.2.0.2	11.2.0.1	11.1.0.7	10.2.0.5	10.2.0.4
DBProvisioning	Oracle - Upgrade Database	•	•	•	•	•	•	•	•
	Oracle - Provision Database	•	•	•	•	•	•	•	•
	Provision OEM Agent		•	•	•	•	•	•	•
	Provision Oracle Client	•	•	•	•	•	•	•	•
	Oracle - Provision Pluggable Database	•							
	Oracle - Provision Database Software	•	•	•	•	•	•	•	•
DBRefresh	Oracle - Export and Refresh Database via Data Pump	•	•	•	•	•	•	•	•
	Oracle - Export and Refresh Schema via Data Pump	•	•	•	•	•	•	•	•
	Oracle - Extract and Refresh Database via RMAN	•	•	•	•	•	•	•	•
	Oracle - Export Schema via Data Pump	•	•	•	•	•	•	•	•
	Oracle - Export Database via Data Pump	•	•	•	•	•	•	•	•
	Oracle - Extract Database via RMAN	•	•	•	•	•	•	•	•
	Oracle - Refresh Database via Data Pump	•	•	•	•	•	•	•	•
	Oracle - Refresh Database via RMAN	•	•	•	•	•	•	•	•
	Oracle - Refresh Schema via Data Pump	•	•	•	•	•	•	•	•
DBReleaseManagement	<a href="#">Oracle - SQL Release</a>	•	•	•	•	•	•	•	•
Discovery	Discovery	•	•	•	•	•	•	•	•

**Notes:** Workflows may include a version (for example, v2)  
 Support includes platform minor releases  
 Copyright © 2014, Hewlett-Packard Development Company, L.P.

**Key**

	Available
	New in DMA 10.20.100
	New/replaced in DMA 10.20.100




Oracle Database		AIX 6, 7							
		12.1.0.1	11.2.0.4	11.2.0.3	11.2.0.2	11.2.0.1	11.1.0.7	10.2.0.5	10.2.0.4
AdvancedDBPatching	Oracle - Patch CRS Home			•	•	•			
	Apply Critical Patch Update to RAC Home			•	•	•			
	Apply Oracle CRS Patchset								
	<a href="#">Oracle - Patch Grid Infrastructure and Databases</a>		•	•	•				
	Oracle - Rollback Patch from CRS Home			•	•	•			
	Oracle - Rollback Patch from Grid Infrastructure and Database		•	•	•				
AdvancedDBProvisioning	Check RAC Node and Check SQL Connectivity		•	•	•	•			
	Cleanup Failed RAC Node Install		•	•	•	•			
	Oracle - Configure Data Guard Broker Properties		•	•	•	•			
	Oracle - Create Database Broker Configuration		•	•	•	•			
	<a href="#">Oracle - Provision Data Guard</a>		•	•	•	•			
	Oracle - Deploy Grid and Database								
	Oracle - Deploy Grid and Database with Data Guard								
	Install or Configure ASMLib		•						
	Move ASM Datafiles		•	•	•	•			
	Oracle - Data Guard Broker Switchover		•	•	•	•			
	Provision a New RAC Node								
	Provision an ASM Instance								
	Provision Oracle Cluster Ready Services								
	Add or Alter an ASM Diskgroup		•	•	•	•			
	Provision Oracle RAC 11gr2 CRS and ASM Components			•	•	•			
	Provision Oracle RAC 11.2 CRS and ASM Components			•	•	•			
	Oracle - Provision or Upgrade Grid Infrastructure		•	•	•	•			
DBCompliance	Run Oracle Compliance Audit		•	•	•	•	•	•	•
DBPatching	<a href="#">Oracle - Patch Home and Database</a>		•	•	•	•	•	•	•
	Apply Oracle Patchset								
	Clone Oracle Home		•	•	•	•			
	Migrate Oracle Home		•	•	•	•			
	Oracle - Rollback Patch from Home and Databases		•	•	•	•	•	•	•

**Notes:** Workflows may include a version (for example, v2)

Support includes platform minor releases

Copyright © 2014, Hewlett-Packard Development Company, L.P.




**Key**

	Available
	New in DMA 10.20.100
	New/replaced in DMA 10.20.100

Oracle Database		AIX 6, 7							
		12.1.0.1	11.2.0.4	11.2.0.3	11.2.0.2	11.2.01	11.1.0.7	10.2.0.5	10.2.0.4
DBProvisioning	Oracle - Upgrade Database		●	●	●	●	●	●	●
	Oracle - Provision Database		●	●	●	●	●		
	Provision OEM Agent		●	●	●	●	●		
	Provision Oracle Client		●	●	●	●	●	●	●
	Oracle - Provision Pluggable Database								
	Oracle - Provision Database Software		●	●	●	●			
DBRefresh	Oracle - Export and Refresh Database via Data Pump		●	●	●	●	●	●	●
	Oracle - Export and Refresh Schema via Data Pump		●	●	●	●	●	●	●
	Oracle - Extract and Refresh Database via RMAN		●	●	●	●	●		
	Oracle - Export Schema via Data Pump		●	●	●	●	●	●	●
	Oracle - Export Database via Data Pump		●	●	●	●	●	●	●
	Oracle - Extract Database via RMAN		●	●	●	●	●		
	Oracle - Refresh Database via Data Pump		●	●	●	●	●	●	●
	Oracle - Refresh Database via RMAN		●	●	●	●	●		
	Oracle - Refresh Schema via Data Pump		●	●	●	●	●	●	●
DBReleaseManagement	<a href="#">Oracle - SQL Release</a>		●	●	●	●	●		
Discovery	Discovery		●	●	●	●	●	●	●

**Notes:** Workflows may include a version (for example, v2)  
 Support includes platform minor releases  
 Copyright © 2014, Hewlett-Packard Development Company, L.P.

**Key**

	Available
	New in DMA 10.20.100
	New/replaced in DMA 10.20.100

Oracle Database		HP-UX 11iv3 (11.31)							
		12.1.0.1	11.2.0.4	11.2.0.3	11.2.0.2	11.2.0.1	11.1.0.7	10.2.0.5	10.2.0.4
AdvancedDBPatching	Oracle - Patch CRS Home								
	Apply Critical Patch Update to RAC Home								
	Apply Oracle CRS Patchset								
	<a href="#">Oracle - Patch Grid Infrastructure and Databases</a>								
	Oracle - Rollback Patch from CRS Home								
Oracle - Rollback Patch from Grid Infrastructure and Database									
AdvancedDBProvisioning	Check RAC Node and Check SQL Connectivity								
	Cleanup Failed RAC Node Install								
	Oracle - Configure Data Guard Broker Properties								
	Oracle - Create Database Broker Configuration								
	<a href="#">Oracle - Provision Data Guard</a>								
	Oracle - Deploy Grid and Database								
	Oracle - Deploy Grid and Database with Data Guard								
	Install or Configure ASMLib								
	Move ASM Datafiles								
	Oracle - Data Guard Broker Switchover								
	Provision a New RAC Node								
	Provision an ASM Instance								
	Provision Oracle Cluster Ready Services								
	Add or Alter an ASM Diskgroup								
	Provision Oracle RAC 11gr2 CRS and ASM Components								
Provision Oracle RAC 11.2 CRS and ASM Components									
Oracle - Provision or Upgrade Grid Infrastructure									
DBCompliance	Run Oracle Compliance Audit		•	•	•	•			
DBPatching	<a href="#">Oracle - Patch Home and Database</a>		•	•	•	•			
	Apply Oracle Patchset								
	Clone Oracle Home		•	•	•	•			
	Migrate Oracle Home		•	•					
	Oracle - Rollback Patch from Home and Databases		•	•					

**Notes:** Workflows may include a version (for example, v2)

Support includes platform minor releases

Copyright © 2014, Hewlett-Packard Development Company, L.P.






**Key**

Available  
 New in DMA 10.20.100  
 Name New/replaced in DMA 10.20.100

Oracle Database		HP-UX 11iv3 (11.31)							
		12.1.0.1	11.2.0.4	11.2.0.3	11.2.0.2	11.2.0.1	11.1.0.7	10.2.0.5	10.2.0.4
DBProvisioning	Oracle - Upgrade Database		•	•					
	Oracle - Provision Database		•	•	•	•			
	Provision OEM Agent		•						
	Provision Oracle Client		•						
	Oracle - Provision Pluggable Database								
	Oracle - Provision Database Software		•	•	•	•			
DBRefresh	Oracle - Export and Refresh Database via Data Pump		•	•					
	Oracle - Export and Refresh Schema via Data Pump		•	•					
	Oracle - Extract and Refresh Database via RMAN		•	•					
	Oracle - Export Schema via Data Pump		•	•					
	Oracle - Export Database via Data Pump		•	•					
	Oracle - Extract Database via RMAN		•	•					
	Oracle - Refresh Database via Data Pump		•	•					
	Oracle - Refresh Database via RMAN		•	•					
	Oracle - Refresh Schema via Data Pump		•	•					
DBReleaseManagement	<a href="#">Oracle - SQL Release</a>		•	•					
Discovery	Discovery		•	•	•	•			

**Notes:** Workflows may include a version (for example, v2)  
 Support includes platform minor releases  
 Copyright © 2014, Hewlett-Packard Development Company, L.P.




**Key**

	Available
	New in DMA 10.20.100
	New/replaced in DMA 10.20.100

SQL Server		Windows 2012		Windows 2008 R2			
		2012	2008 R2	2012	2008 R2	2008	2005
<b>Solution Pack</b>	<b>Workflow</b>						
DBCCompliance	<a href="#">Run SQL Server Compliance Audit</a>	•	•	•	•		•
DBPatching	<a href="#">MS SQL - Install Patch</a>	•	•	•	•	•	•
	<a href="#">MS SQL Rollback Patch</a>	•	•	•	•	•	•
DBProvisioning	<a href="#">MS SQL - Install Clustered Instance</a>	•	•	•	•	•	
	<a href="#">MS SQL - Install Standalone SQL Instance</a>	•	•	•	•	•	•
	<a href="#">MS SQL - Upgrade Standalone SQL Instance</a>	•	•	•	•	•	•
	<a href="#">MS SQL - Add Node to Cluster</a>	•	•	•	•	•	
	<a href="#">MS SQL Create Database</a>	•	•	•	•	•	•
	<a href="#">Deploy MS SQL 2008 R2 Cluster</a>		•		•		
	<a href="#">MS SQL Drop Database</a>	•	•	•	•	•	•
DBRefresh	<a href="#">Backup and Restore MS SQL Database</a>	•	•	•	•	•	•
	<a href="#">Backup MS SQL Database</a>	•	•	•	•	•	•
	<a href="#">Restore MS SQL Database</a>	•	•	•	•	•	•
DBReleaseManagement	<a href="#">DB Release for SQL Server</a>	•	•	•	•	•	•
Discovery	<a href="#">Discovery</a>	•	•	•	•	•	•

**Notes:** Workflows may include a version (for example, v2)  
 Support includes Windows service packs  
 Copyright © 2014, Hewlett-Packard Development Company, L.P.

**Key**




	Available
	New in DMA 10.20.100
	New/replaced in DMA 10.20.100

SAP Sybase Adaptive Server Enterprise

Solution Pack	Workflow	Red Hat Enterprise Linux 5		SUSE Linux Enterprise Server 11		Solaris (SPARC) 10		AIX 6, 7	
		15.5	15.0.3	15.5	15.0.3	15.5	15.0.3	15.5	15.0.3
DBCCompliance	Run Sybase Compliance Audit	●	●	●	●	●	●	●	●
DBPatching	Rollback Sybase EBF Patch For Standalone	●	●	●	●	●	●	●	●
	Apply Sybase Stand Alone EBF Patch	●	●	●	●	●	●	●	●
DBProvisioning	Configure Sybase ASE 15 Server	●	●	●	●	●	●	●	●
	Create Sybase Database	●	●	●	●	●	●	●	●
	Deploy Sybase ASE 15 SMP Server	●		●					
	Enable Sybase ASE 15 SMP Feature	●	●	●	●			●	●
	Register Sybase SySAM License	●	●	●	●				
	Provision Sybase ASE 15 Server	●	●	●	●	●	●	●	●
DBRefresh	Dump Sybase Database	●	●	●	●	●	●	●	●
	Load Sybase Database Dump	●	●	●	●	●	●	●	●
	Dump and Load Sybase Database	●	●	●	●	●	●	●	●
DBReleaseManagement	Sybase Release Management	●	●	●	●	●	●	●	●
Discovery	Discovery	●	●	●	●	●	●	●	●

**Notes:** Workflows may include a version (for example, v2)  
 Support includes platform minor releases  
 Copyright © 2014, Hewlett-Packard Development Company, L.P.

**Key**

	Available
	New in DMA 10.20.100
	New/replaced in DMA 10.20.100






IBM DB2 LUW

		Red Hat Enterprise Linux 6				Red Hat Enterprise Linux 5			
		10.5	10.1	9.7	9.5	10.5	10.1	9.7	9.5
Solution Pack	Workflow								
DBCCompliance	Run DB2 Compliance Audit	•	•	•	•			•	•
DBPatching	DB2 - Apply Fixpack on DB2 Home	•	•	•	•			•	•
DBProvisioning	DB2 - Provision Software	•	•	•	•			•	•
	DB2 - Provision Instance	•	•	•	•			•	•
	DB2 - Provision Database	•	•	•	•			•	•
	DB2 Upgrade ( 9.5 to 9.7)			•	•			•	•
Discovery	Discovery	•	•	•	•			•	•

**Notes:** Workflows may include a version (for example, v2)  
 Support includes platform minor releases  
 Copyright © 2014, Hewlett-Packard Development Company, L.P.




**Key**

	Available
	New in DMA 10.20.100
	New/replaced in DMA 10.20.100

IBM DB2 LUW		AIX 6, 7			
		10.5	10.1	9.7	9.5
Solution Pack	Workflow				
DBCompliance	Run DB2 Compliance Audit	•	•	•	•
DBPatching	DB2 - Apply Fixpack on DB2 Home	•	•	•	•
DBProvisioning	DB2 - Provision Software	•	•	•	•
	DB2 - Provision Instance	•	•	•	•
	DB2 - Provision Database	•	•	•	•
	DB2 Upgrade ( 9.5 to 9.7)			•	•
Discovery	Discovery	•	•	•	•

**Notes:** Workflows may include a version (for example, v2)  
 Support includes platform minor releases  
 Copyright © 2014, Hewlett-Packard Development Company, L.P.

**Key**

	Available
	New in DMA 10.20.100
	New/replaced in DMA 10.20.100




JBoss		Red Hat Enterprise Linux 5, 6		Windows 2008 R2		Solaris 10 (SPARC)	
		CE 7	RH 5.1.1	CE 7	RH 5.1.1	CE 7	RH 5.1.1
Solution Pack	Workflow						
ASProvisioning	Provision Open Source JBoss 7 StandAlone Mode	•					
	Provision Red Hat JBoss StandAlone		•		•		•

CE 7 - Community Edition Version 7

RH 5.1.1 - RedHat JBoss 5.1.1

**Notes:** Workflows may include a version (for example, v2)  
 Support includes platform minor releases and Windows service packs  
 Copyright © 2014, Hewlett-Packard Development Company, L.P.

**Key**

	Available
	New in DMA 10.20.100
	New/replaced in DMA 10.20.100

WebSphere

Solution Pack	Workflow	Red Hat Enterprise Linux 5			Red Hat Enterprise Linux 6			SUSE Linux Enterprise * 11	
		8.5.x	8	7	8.5.x	8	7	8.5.x	8
ASPatching	Patch WebSphere 7 Network Deployment Cell			•					
	Patch WebSphere 7 StandAlone Profile			•					
	Patch Websphere 8 Network Deployment Cell	•	•		•	•		•	•
	Patch Webshpere 8 StandAlone Profile	•	•		•	•		•	•
ASProvisioning	Add WebSphere 7 Node To Existing Cell			•					
	Create Custom Node from Existing WebSphere 7 Install			•					
	Create StandAlone From Existing WebSphere 7 Install			•					
	Provision HTTP Server and WebSphere 7 StandAlone Profile			•					
	Provision IBM HTTP Server and WebSphere 7 Two Node Cell			•					
	Provision IBM HTTP Server 7 and Plug-in			•					
	Provision WebSphere 7 and Custom Node			•					
	Provision WebSphere 7 and Deployment Manager			•					
	Provision WebSphere 7 StandAlone Profile			•					
	Provision IBM HTTP Server and Plug-in	•	•		•	•		•	•
	Provision WebSphere and Deployment Manager	•	•		•	•		•	•
	Provision WebSphere and Custom Node	•	•		•	•		•	•
	Provision WebSphere and Stand-Alone	•	•		•	•		•	•
	Provision Websphere Stand-Alone Profile From Existing Install	•	•		•	•		•	•
Provision Websphere Custom Node Profile From Existing Install	•	•		•	•		•	•	
ASConfigManagment	Configure Web Sphere Cluster and Cluster Members	•	•	•	•	•	•	•	•
	Create and Configure WebSphere Data Sources	•	•	•	•	•	•	•	•
	Create and Configure WebSphere WebServer Definitions	•	•	•	•	•	•	•	•
Discovery	Discovery	•	•	•	•	•	•	•	

Updated May 2014:

Removed Backup WebSphere Config.

Removed Deloy WAS Application.

\* Added SUSE support.

**Notes:** Workflows may include a version (for example, v2)  
 Support includes platform minor releases and Windows service packs  
 Copyright © 2014, Hewlett-Packard Development Company, L.P.

**Key**

	Available
	New in DMA 10.20.100
	New/replaced in DMA 10.20.100

WebSphere

Solution Pack	Workflow	Windows 2008 R2			Solaris 10 (SPARC)		
		8.5.x	8	7	8.5.x	8	7
AS Patching	Patch WebSphere 7 Network Deployment Cell			●			●
	Patch WebSphere 7 StandAlone Profile			●			●
	Patch Websphere 8 Network Deployment Cell	●	●		●	●	
	Patch Webshpere 8 StandAlone Profile	●	●		●	●	
AS Provisioning	Add WebSphere 7 Node To Existing Cell						
	Create Custom Node from Existing WebSphere 7 Install			●			●
	Create StandAlone From Existing WebSphere 7 Install			●			●
	Provision HTTP Server and WebSphere 7 StandAlone Profile						
	Provision IBM HTTP Server and WebSphere 7 Two Node Cell						
	Provision IBM HTTP Server 7 and Plug-in			●			●
	Provision WebSphere 7 and Custom Node			●			●
	Provision WebSphere 7 and Deployment Manager			●			●
	Provision WebSphere 7 StandAlone Profile			●			●
	Provision IBM HTTP Server and Plug-in	●	●		●	●	
	Provision WebSphere and Deployment Manager	●	●		●	●	
	Provision WebSphere and Custom Node	●	●		●	●	
	Provision WebSphere and Stand-Alone	●	●		●	●	
	Provision Websphere Stand-Alone Profile From Existing Install	●	●		●	●	
	Provision Websphere Custom Node Profile From Existing Install	●	●		●	●	
AS ConfigManagement	Configure Web Sphere Cluster and Cluster Members	●	●	●	●	●	●
	Create and Configure WebSphere Data Sources	●	●	●	●	●	●
	Create and Configure WebSphere WebServer Definitions	●	●	●	●	●	●
Discovery	Discovery	●	●	●	●	●	●

Updated May 2014:

Removed Backup WebSphere Config.

Removed Deloy WAS Application.

**Notes:** Workflows may include a version (for example, v2)  
 Support includes platform minor releases and Windows service packs  
 Copyright © 2014, Hewlett-Packard Development Company, L.P.

**Key**

	Available
	New in DMA 10.20.100
	New/replaced in DMA 10.20.100

WebSphere		AIX 6, 7			HP-UX 11iv3 (11.31)		
		8.5.x	8	7	8.5.x	8	7
ASpatching	Patch WebSphere 7 Network Deployment Cell			•			
	Patch WebSphere 7 StandAlone Profile			•			
	Patch Websphere 8 Network Deployment Cell	•	•				
	Patch Webshpere 8 StandAlone Profile	•	•				
ASprovisioning	Add WebSphere 7 Node To Existing Cell						
	Create Custom Node from Existing WebSphere 7 Install			•			•
	Create StandAlone From Existing WebSphere 7 Install			•			•
	Provision HTTP Server and WebSphere 7 StandAlone Profile						
	Provision IBM HTTP Server and WebSphere 7 Two Node Cell						
	Provision IBM HTTP Server 7 and Plug-in			•			•
	Provision WebSphere 7 and Custom Node			•			•
	Provision WebSphere 7 and Deployment Manager			•			•
	Provision WebSphere 7 StandAlone Profile			•			•
	Provision IBM HTTP Server and Plug-in	•	•				
	Provision WebSphere and Deployment Manager	•	•				
	Provision WebSphere and Custom Node	•	•				
	Provision WebSphere and Stand-Alone	•	•				
	Provision Websphere Stand-Alone Profile From Existing Install	•	•				
	Provision Websphere Custom Node Profile From Existing Install	•	•				
ASConfigManagment	Configure Web Sphere Cluster and Cluster Members	•	•	•			
	Create and Configure WebSphere Data Sources	•	•	•			
	Create and Configure WebSphere WebServer Definitions	•	•	•			
Discovery	Discovery	•	•	•			

Updated May 2014:

Removed Backup WebSphere Config.

Removed Delay WAS Application.

**Key**



Available

New in DMA 10.20.100

Name

New/replaced in DMA 10.20.100

**Notes:** Workflows may include a version (for example, v2)  
 Support includes platform minor releases and Windows service packs  
 Copyright © 2014, Hewlett-Packard Development Company, L.P.




WebLogic

Solution Pack	Workflow	Red Hat Enterprise Linux 5, 6		SUSE 11		Solaris 10 (SPARC)	
		11G	12C	11G	12C	11G	12C
ASProvisioning	Create WebLogic 11g Datasource	•		•			
	Increase WebLogic Domain Span	•	•	•	•	•	•
	Provision WebLogic Cluster	•	•	•	•	•	•
	WebLogic - Provision Weblogic Domain and Admin Server	•	•	•	•	•	•
	WebLogic - Provision Weblogic Managed Servers	•	•	•	•	•	•
	WebLogic - Provision Weblogic Software	•	•	•	•	•	•
	WebLogic - Provision Advanced Domain and Admin Server	•	•	•	•	•	•
	WebLogic - Create Trust and Identity Keystore *						
ASpatching	WebLogic - Patch WebLogic Domain	•	•	•	•	•	•
ASReleaseManagement	WebLogic: Configure Data-Source						
	WebLogic: Deploy Code						
Discovery	Discovery	•	•			•	•

\* Supports Java 1.6 and 1.7

**Notes:** Workflows may include a version (for example, v2)  
 Support includes platform minor releases  
 Copyright © 2014, Hewlett-Packard Development Company, L.P.

**Key**

	Available
	New in DMA 10.20.100
	New/replaced in DMA 10.20.100

Promote		Red Hat Enterprise Linux 5, 6 SUSE 11	Solaris 10 (SPARC)	Windows 2008 R2	AIX 6, 7
Solution Pack	Workflow				
Promote	Promote Workflow - Export	•	•	•	•
	Promote Workflow - Import	•	•	•	•
	Promote Workflow - Export and Import	•	•	•	•

**Notes:** Workflows may include a version (for example, v2)  
 Support includes platform minor releases and Windows service packs  
 Copyright © 2014, Hewlett-Packard Development Company, L.P.

**Key**

•	Available
•	New in DMA 10.20.100
•	New/replaced in DMA 10.20.100

**Name**



## HP Database and Middleware Automation Version 10.20.100 Required Server Platform Infrastructure

Server Platform Infrastructure	Product	Version
DMA server platform	Red Hat Enterprise Linux	5.8, 6.1 (or later) 64-bit
	SUSE Enterprise Linux	11 (or later) 64-bit
Server management tool	HP Server Automation	Ultimate Edition 10.10
		Virtual Appliance 10 (SAVA) (Standard Edition 10.0)
		Enterprise Edition 10.0
		Enterprise Edition 9.1x
		Enterprise Edition 9.06
DMA backend database tool	Oracle Database Enterprise or Standard Edition	11gR2

## Supported Web Browsers

Web Browser	Product	Version
Browser	Microsoft Internet Explorer	8, 9, 10, and 11
	Google Chrome	
	Mozilla Firefox	

**Note:** Products are supported until end-of-life.

Updated October 2014:

Added HP Server Automation 10.10

Copyright © 2014, Hewlett-Packard Development Company, L.P.

**Key**  
Name New/replaced in DMA 10.20.100

## HP Database and Middleware Automation Version 10.20.100 Supported Target Platforms

Servers running the following operating systems can be used as HP DMA targets:

Operating System	Architecture	Version
AIX	POWER	AIX 6.1 AIX 7.1
HP-UX	Itanium 2	HP-UX 11iv3 (11.31)
Linux	x86 32-bit	Red Hat Enterprise Linux Desktop 5 Red Hat Enterprise Linux Server 5 Red Hat Enterprise Linux Server 6 SUSE Enterprise Linux Server 10 SUSE Enterprise Linux Server 11 Oracle Linux 5 Oracle Linux 6
	x86 64-bit	Red Hat Enterprise Linux Client 5 Red Hat Enterprise Linux Server 5 Red Hat Enterprise Linux Server 6 SUSE Enterprise Linux Server 10 SUSE Enterprise Linux Server 11 Oracle Linux 5 Oracle Linux 6
Solaris	SPARC	Solaris 10 Solaris 11
Windows	x86 32-bit	Windows Server 2008
	x86 64-bit	Windows Server 2008 Windows Server 2008 R2 Windows Server 2012