

HP Operations Orchestration

For the Windows and Linux Operating Systems

Software Version: 10.01.0001

Benchmark Performance Document

Document Release Date: December 2013

Software Release Date: December 2013



Legal Notices

Warranty

The only warranties for HP products and services are set forth in the express warranty statements accompanying such products and services. Nothing herein should be construed as constituting an additional warranty. HP shall not be liable for technical or editorial errors or omissions contained herein.

The information contained herein is subject to change without notice.

Restricted Rights Legend

Confidential computer software. Valid license from HP required for possession, use or copying. Consistent with FAR 12.211 and 12.212, Commercial Computer Software, Computer Software Documentation, and Technical Data for Commercial Items are licensed to the U.S. Government under vendor's standard commercial license.

Copyright Notice

© Copyright 2005-2014 Hewlett-Packard Development Company, L.P.

Trademark Notices

Adobe™ is a trademark of Adobe Systems Incorporated.

This product includes an interface of the 'zlib' general purpose compression library, which is Copyright © 1995-2002 Jean-loup Gailly and Mark Adler.

AMD and the AMD Arrow symbol are trademarks of Advanced Micro Devices, Inc.

Google™ and Google Maps™ are trademarks of Google Inc.

Intel®, Itanium®, Pentium®, and Intel® Xeon® are trademarks of Intel Corporation in the U.S. and other countries.

Java is a registered trademark of Oracle and/or its affiliates.

Microsoft®, Windows®, Windows NT®, Windows XP, and Windows Vista® are U.S. registered trademarks of Microsoft Corporation.

Oracle is a registered trademark of Oracle Corporation and/or its affiliates.

UNIX® is a registered trademark of The Open Group.

Documentation Updates

The title page of this document contains the following identifying information:

- Software Version number, which indicates the software version.
- Document Release Date, which changes each time the document is updated.
- Software Release Date, which indicates the release date of this version of the software.

To check for recent updates or to verify that you are using the most recent edition of a document, go to: <http://h20230.www2.hp.com/selfsolve/manuals>

This site requires that you register for an HP Passport and sign in. To register for an HP Passport ID, go to: <http://h20229.www2.hp.com/passport-registration.html>

Or click the **New users - please register** link on the HP Passport login page.

You will also receive updated or new editions if you subscribe to the appropriate product support service. Contact your HP sales representative for details.

Support

Visit the HP Software Support Online web site at: <http://www.hp.com/go/hpsupport>

This web site provides contact information and details about the products, services, and support that HP Software offers.

HP Software online support provides customer self-solve capabilities. It provides a fast and efficient way to access interactive technical support tools needed to manage your business. As a valued support customer, you can benefit by using the support web site to:

- Search for knowledge documents of interest
- Submit and track support cases and enhancement requests
- Download software patches
- Manage support contracts
- Look up HP support contacts
- Review information about available services
- Enter into discussions with other software customers
- Research and register for software training

Most of the support areas require that you register as an HP Passport user and sign in. Many also require a support contract. To register for an HP Passport ID, go to:

<http://h20229.www2.hp.com/passport-registration.html>

To find more information about access levels, go to:

http://h20230.www2.hp.com/new_access_levels.jsp

HP Software Solutions Now accesses the HPSW Solution and Integration Portal Web site. This site enables you to explore HP Product Solutions to meet your business needs, includes a full list of Integrations between HP Products, as well as a listing of ITIL Processes. The URL for this Web site is <http://h20230.www2.hp.com/sc/solutions/index.jsp>

Contents

Contents	4
Executive Summary	5
Objectives	5
Setup	6
Environment	6
Tools	6
Flows	6
Scenario	10
Comparison	11
Single Flow Performance	13
Analysis of Results	15
Recommendations for Environment Tuning	16

Executive Summary

This document provides an overview of the performance of HP Operations Orchestration version 10.01.0001.

Following are the results which are described in more detail throughout this document:

- HP OO version 10.01.0001 shows a significant increase in the overall execution throughput in comparison with HP OO version 9.07.0003.
- HP OO version 10.01.0001 shows a slight drop in performance for a single flow run in comparison with HP OO version 9.07.0003.

Objectives

This document includes details of the performance tests and results using flow/step execution throughput (steps/time) with HP Operations Orchestration version 10.01.0001, and includes the following:

- HP OO throughput in several environments:
 - Low cost FOSS environments (Free and Open-Source Software).
 - High cost non-FOSS environments.
 - Oracle and SQL Server based environments
 - Clustered and stand-alone environments.
- Single flow performance results of various scenarios comparing HP OO 10.01.0001 to HP OO 9.07.0003.
- Resource usage during the described tests.

Basic tuning was applied to the environments described in this document. These configurations are described in the "[Recommendations for Environment Tuning](#)" on page 16 section.

Setup

This section described the different benchmark tests that are described in this document, including details of the servers environment, the tools used, the flow runs and scenarios used to run the benchmark testing, and the results achieved.

Environment

The following table describes the hardware and software components used for the benchmark tests:

	Model	Processors	Memory	Storage	Network	Notes
Server	ProLiant BL460c G7	12 cores 2667Mhz	16 GB	Local	1 GB	Windows 2012/RHEL 6.3
Database	ProLiant DL380 G7	12 Cores 2933Mhz	32 GB	DAS	1 GB	RHEL 6.3 - Oracle/PostgreSQL, Windows 2012 - MS-SQL

Tools

The following tools were used to produce this benchmark:

- HP LoadRunner 11.52
- HP Site Scope 11.20

Flows

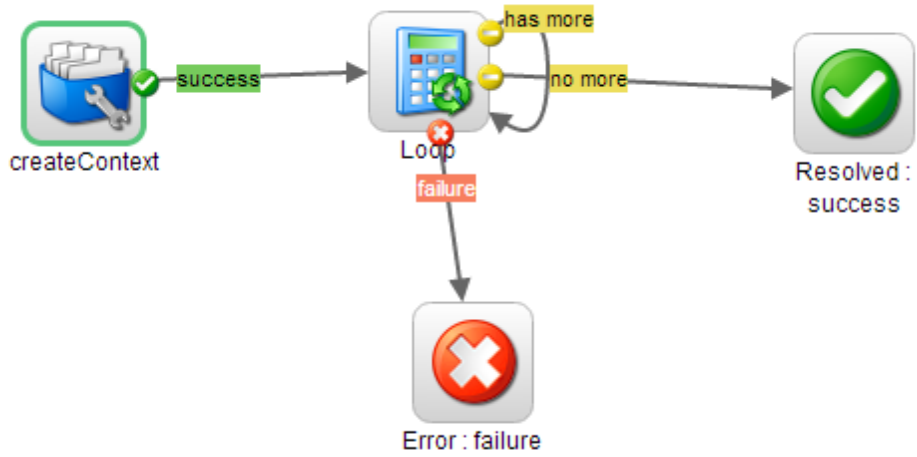
This section describes the flows that were used during the benchmark tests.

These flows were designed to stress the different functionality aspects of HP OO and to load the different resources of the system (CPU, memory, and so on). By running a mix of all of these flows, we tried to simulate a heterogeneous customer environment.

Note: The purpose of these flows was to load HP OO as a platform, and not to perform any actual work, as the goal of the benchmark is to verify the performance of HP OO as a platform and not to verify the performance of the HP OO content.

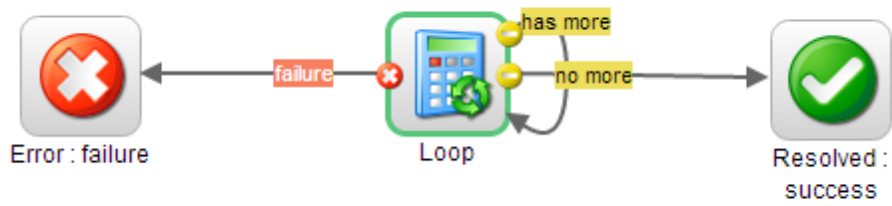
Large Context Flow

This flow receives a 4 MB context and has 103 steps.



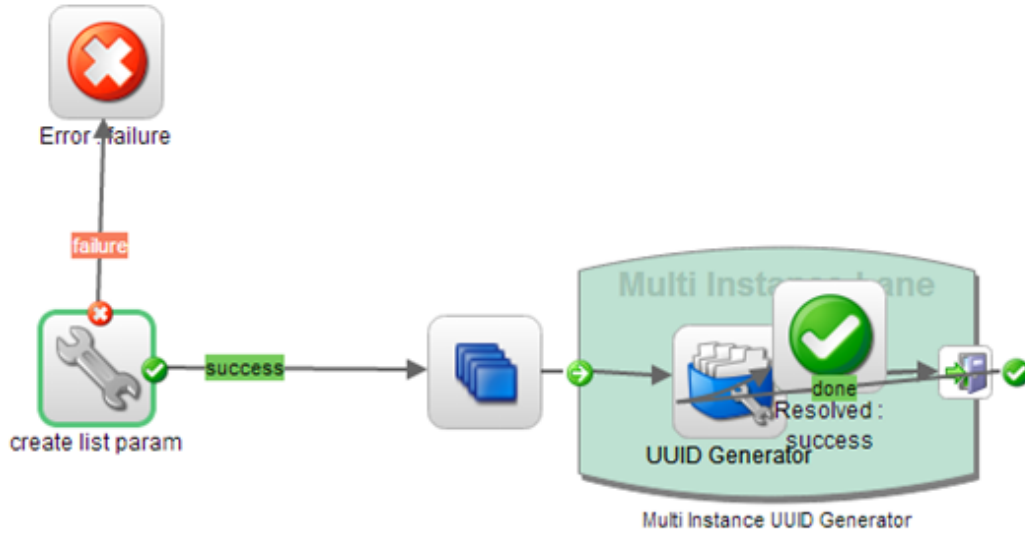
Short/Medium/Large Flows

The following flows differ in the number of steps created in each of the flow, These flows run 2/102/10002 steps respectively.



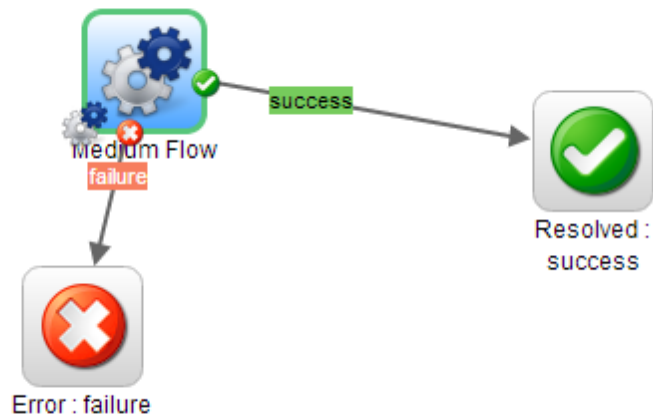
Multi-instance Flow

This flow contains a multi-instance implementation of the UUID generator and it runs with 300 lanes per flow.



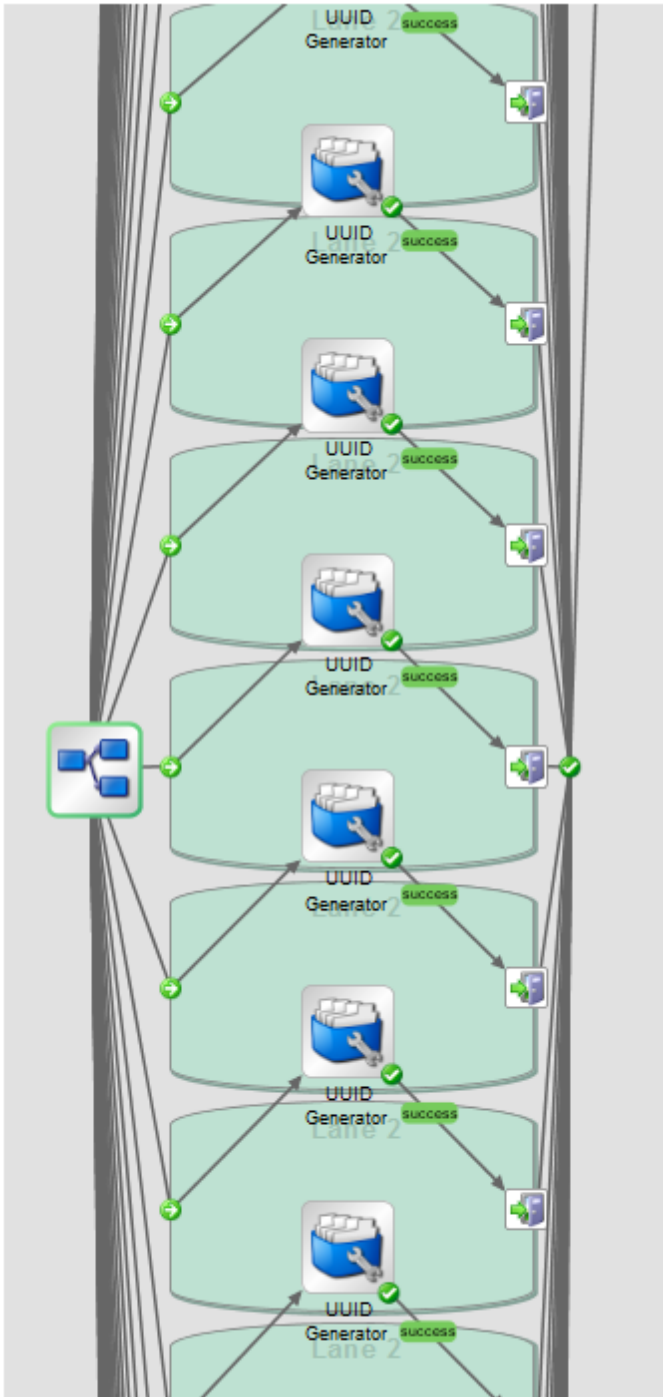
Subflow

This flow runs an instance of medium flow as a sub-flow.



Parallel Flow

This flow runs 55 lanes parallel split (only part of the flow can be seen in the screenshot).



Scenario

This section describes the scenario used for the benchmark.

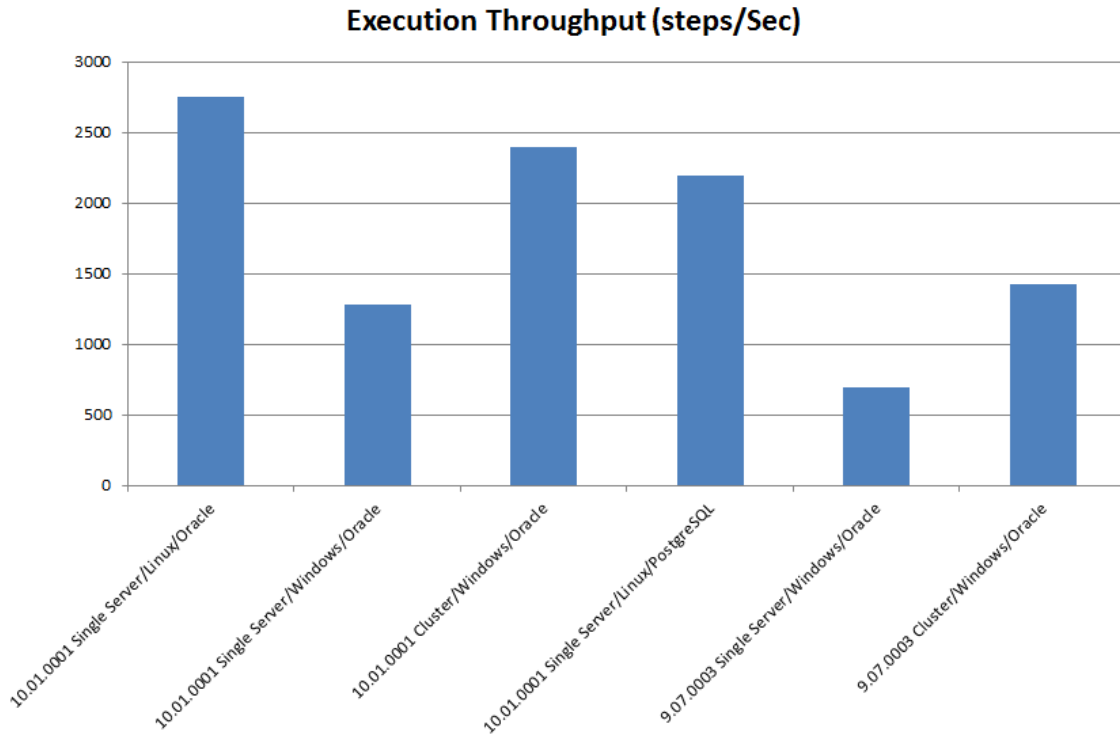
- The workload was generated using HP Loadrunner.
- The flow triggering was done using REST.
- The number of flows ran in each benchmark is 5000, which amounts to 1660640 steps.
- Distribution of the flows was as follows:

Flow	Number Per Flow Type
Medium Flow	1000
Parallel Flow, Short Flow, Sub Flow, Multi-Instance Flow	980
Large Context Flow, Long Flow	40

- HP Sitescope integration with Loadrunner was used to monitor the different parts of the system during the tests, including JMX monitors for the JVM monitors (memory, garbage collection).

Comparison

The following graph compares the throughput between the different HP OO deployments used in this benchmark.



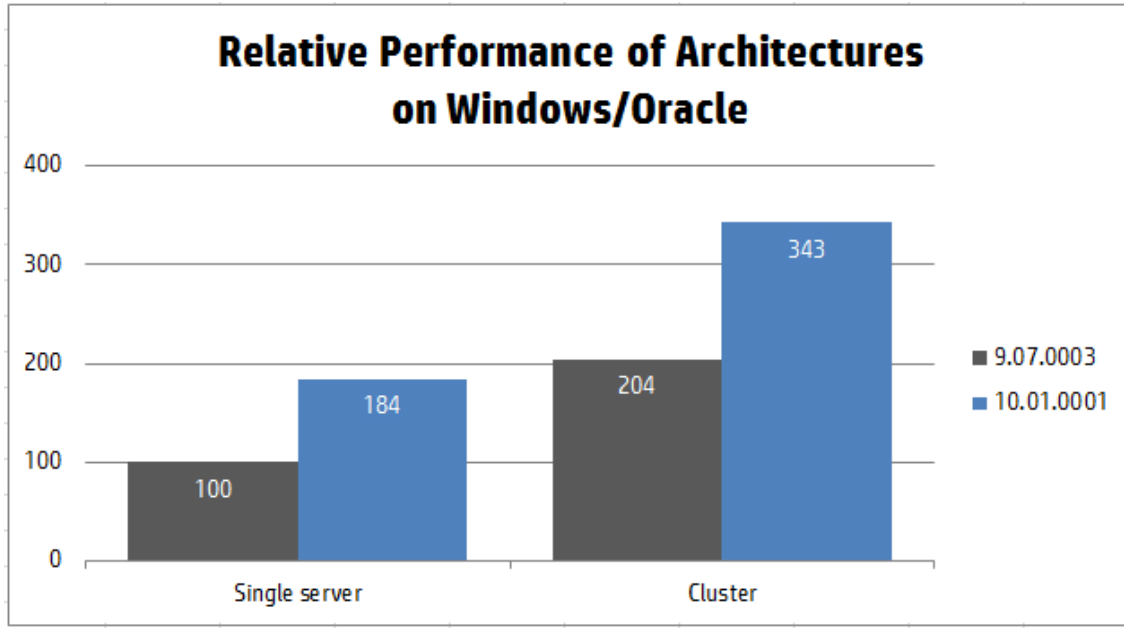
Note: A higher result shows better performance.

Deployment	Execution Throughput (Steps/Sec)
10.01.0001 Single Server/Linux/PostgreSQL	2196.61
10.01.0001 Single Server/Linux/Oracle	2749.40
10.01.0001 Single Server/Windows/Oracle	1283.34
10.01.0001 Cluster/Windows/Oracle	2392.85
9.07.0003 Single Server/Windows/Oracle	698.33
9.07.0003 Cluster/ Windows/Oracle *	1425.90

Note: HP Operations Orchestration scaling out (both in version 9.07.0003 and in 10.01.0001) was done by adding additional Central servers.

* Operations Orchestration in version 9.07.0003 showed significantly better performance when running on a Windows operating system. For this reason, we have used Windows as the base of the comparison to HP OO version 10.01.0001.

The following graph shows a comparison of the execution throughput in versions 9.07.0003 and 10.01.0001.



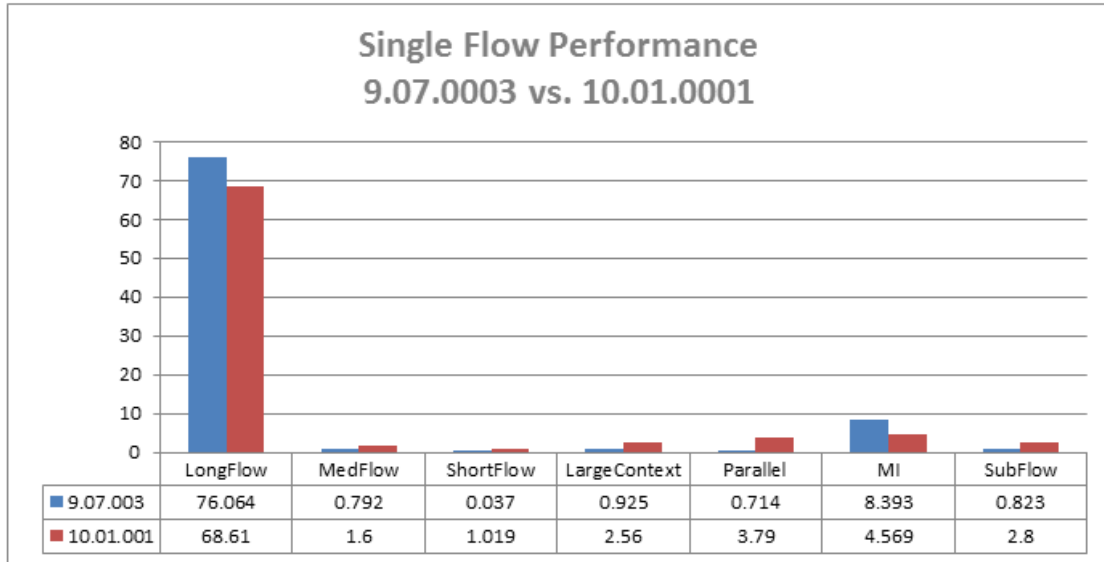
Note: The graph above shows the relative difference in percentage. A higher result shows better performance.

	Windows/Oracle Cluster	Windows/Oracle Single Server
9.07.0003	1425.9	698.33
10.01.0001	2392.85	1283.34

Single Flow Performance

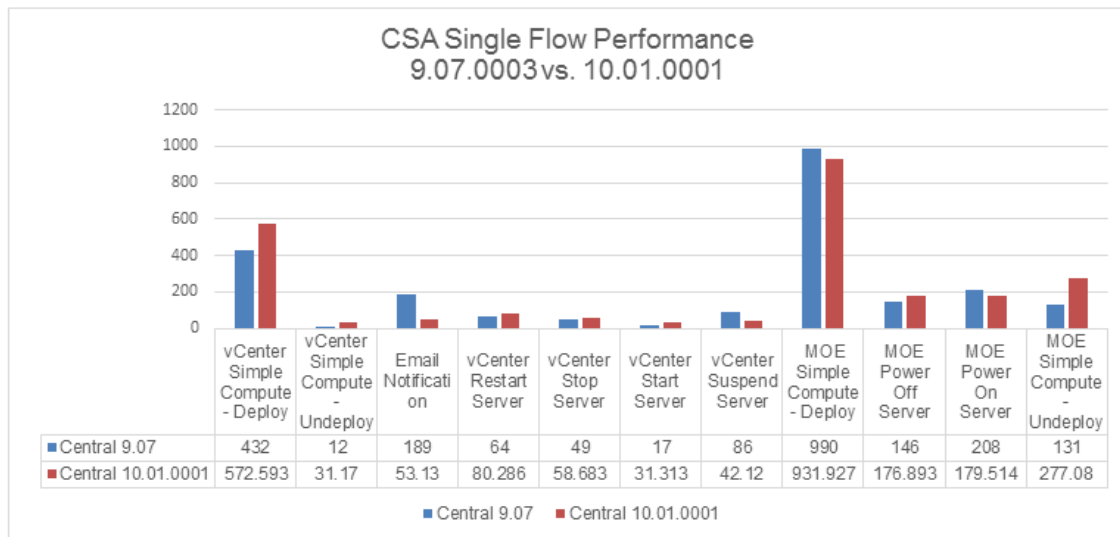
This section compares the single flow performance of HP Operations Orchestration 10.01.0001 to HP Operations Orchestration 9.07.0003.

The following graph shows the performance of single flows used for the throughput benchmark runs.



Note: A lower result shows better performance.

The following graph shows a comparison for CSA (Cloud Service Automation) using HP OO 9.07.0003 compared to HP OO 10.01.0001:



Note: A lower result shows better performance.

Analysis of Results

HP Operations Orchestration version 10.00 introduced significant architectural refactoring, which includes, among other changes, the design goals for the new execution queue:

- Use bulk operations
- Utilize a task and worker design pattern
- Minimize database locking
- Statelessness

Due to the fact that the system now accumulates bulks of steps for execution, the overall throughput is increased.

Due to the short timeout in which the system waits for the bulk of steps for execution to fill up, we can see a slight overhead in the single flow performance of sequential flows.

On the other hand, leveraging the task and worker design, this overhead does not exist when we compare flows that have multiple lanes (parallel/multi-instance, and so on).

Why scale-out was done by adding Central servers and not RAS servers

During this benchmark, we scaled our system by adding additional Centrals and not RAS servers. This is currently the recommendation due to the following reasons:

- RAS servers have an additional overhead, because they have to receive work and send results from Central remotely by REST.
- HP OO balances the work between all the workers in the same group equally. Remote workers will decrease the average throughput of the system, due to their inherent overhead.

Because of these reasons, it is recommended to scale out using RAS only when it is needed due to a functional requirement.

Note: See the 10.x Concepts Guide for more information. You can download this document from HPLN or the SSO Portal. It is also available in Central and Studio in the online help or in PDF format located in the HP OO Documentation folder.

Recommendations for Environment Tuning

The following configurations were made during the benchmark tests.

OO 9.07.0003

- Heap size was increased to 1 GB - 4 GB.
- Persistency for flow steps was turned off. This was done by setting the following parameters under **Administration > System Configuration**:

General Settings

Description	
Save history based on flags - When set to true, save history based on each step flags during headless run. Default is false, empty value interpreted as false.	true
Don't save history for any flow steps. Default is false, empty value interpreted as false.	true

OO 10.01.0001

- Heap size was increased to 1 GB - 4 GB.
This can be configured in **<OO Installation>\oo\central\conf\central-wrapper.conf**.
- The number of database connections was increased to 20 - 100.
This can be configured in **<OO Installation>\oo\central\conf\database.properties**.
- In HP OO version 10.01.0001, the recommended way to scale out is by adding additional Central servers. This was done as part of these benchmark tests.

