

HP Project and Portfolio Management Center

Software Version: 9.20

HP-Supplied Entities Guide

Document Release Date: February 2013

Software Release Date: February 2013



Legal Notices

Warranty

The only warranties for HP products and services are set forth in the express warranty statements accompanying such products and services. Nothing herein should be construed as constituting an additional warranty. HP shall not be liable for technical or editorial errors or omissions contained herein.

The information contained herein is subject to change without notice.

Restricted Rights Legend

Confidential computer software. Valid license from HP required for possession, use or copying. Consistent with FAR 12.211 and 12.212, Commercial Computer Software, Computer Software Documentation, and Technical Data for Commercial Items are licensed to the U.S. Government under vendor's standard commercial license.

Copyright Notices

© Copyright 1997-2013 Hewlett-Packard Development Company, L.P.

Trademark Notices

Adobe® is a trademark of Adobe Systems Incorporated.

Intel®, Intel® Itanium®, Intel® Xeon®, and Pentium® are trademarks of Intel Corporation in the U.S. and other countries.

Microsoft®, Windows®, Windows® XP, and Windows Vista® are U.S. registered trademarks of Microsoft Corporation.

Oracle and Java are registered trademarks of Oracle and/or its affiliates.

UNIX® is a registered trademark of The Open Group.

Documentation Updates

This manual's title page contains the following identifying information:

- Software version number, which indicates the software version
- Document release date, which changes each time the document is updated
- Software release date, which indicates the release date of this version of the software

To check for recent updates, or to verify that you are using the most recent edition of a document, go to:

h20230.www2.hp.com/selfsolve/manuals

You will also receive updated or new editions if you subscribe to the appropriate product support service. Contact your HP sales representative for details.

Support

You can visit the HP Software Support Web site at:

hp.com/go/hpsoftwaresupport

HP Software Support Online provides an efficient way to access interactive technical support tools. As a valued support customer, you can benefit by using the support site to:

- Search for knowledge documents of interest
- Submit and track support cases and enhancement requests
- Download software patches
- Manage support contracts
- Look up HP support contacts
- Review information about available services
- Enter into discussions with other software customers
- Research and register for software training

Most of the support areas require that you register as an HP Passport user and sign in. Many also require a support contract.

To find more information about access levels, go to:

h20230.www2.hp.com/new_access_levels.jsp

To register for an HP Passport ID, go to:

h20229.www2.hp.com/passport-registration.html

Contents

1	HP-Supplied Reports	9
2	HP-Supplied Portlets	23
3	Portlet Examples	39
	ALM Category	40
	ALM - Deployed Releases	40
	ALM - My Releases	40
	ALM - My RFCs	41
	ALM - Open Releases	41
	ALM - Open RFCs	41
	ALM - Releases	42
	ALM - Releases By Category	42
	ALM - Releases By Type	42
	ALM - RFCs By Category	43
	ALM - RFCs By Reason for Change	43
	ALM - RFCs By Status	44
	ALM - RFCs per Release	44
	Financial Management Category	45
	Capitalized Project Breakdown	45
	Financial Comparison	45
	Financial Summary to Financial Data Comparison	46
	Program Cost Summary	46
	Project Cost Summary	47
	Project Current Cost Metrics	47
	Packages Category	48
	My Packages	48
	Package List	48
	Package Summary Bar Chart	48

Package Summary Pie Chart	49
Portfolio Management Category	50
Budget by Asset Class	50
Capitalized Project Breakdown	51
Cost Benefit Analysis	51
Current Portfolio Map	52
Portfolio by Category	53
Total Budget	54
Program Management Category	55
Issue List	55
Program Contents List	55
Program Cost Summary	55
Program List	56
Program Risk List	56
Program Scope Change List	56
Project Management Category	57
My Tasks	57
Program Contents List	57
Project Gantt	57
Project Health Pie Chart	58
Project List	58
Project Timelines	58
Resource Gantt	59
Summary Task List	59
Requirement Trends	59
Open Defect Trends	60
Priority Defect Trends	60
Project Quality Scorecard	61
Requests Category	61
Consolidated Demand	61
Demand by Category	62
Demand List	62
Issue List	62
My Requests	63
Open Requests by Priority	63
Program Risk List	63
Program Scope Change List	64
Request List	64

Request Summary	64
SLA Exception Roll Up.	65
Resource Management Category	66
Analyze Assignment Load	66
Analyze Resource Pools	67
Resource Pool List.	67
Resource Request Portlet.	68
Staffing Profile List	68
Time Management Category.	69
Approve Time Sheets	69
My Tasks	69
My Time Sheets.	69
My Work Items	69
4 HP-Supplied Request Types	71
5 HP-Supplied Workflows	75

1 HP-Supplied Reports

The following table lists the reports provided as part of PPM Center. Availability depends on having the applicable licenses, security group assignment, access grants, and products.

In the table, the subheadings are alphabetized categories, and the reports are alphabetized within each category. The table indicates which reports are available in two categories, and such reports are described in more detail in the first of the two categories.



Users must have the System: Submit Reports access grant to view or submit any report, in addition to required security groups shown in the following table.

Report Name	Required License	Required Security Group	Description
Administrative category			
Contact Synchronization	Configuration	<p>One or more of the following security groups:</p> <ul style="list-style-type: none"> • PPM Administrator • PPM All Access Grants • PPM Billing Manager • PPM Cost Manager • PPM Demand Management Administrator • PPM Demand Manager • PPM Deployment Management Administrator • PPM Program Manager • PPM Project Manager • PPM Resource Manager • PPM Service Security Group • PPM Team Manager • PPM Time Administrator • PPM Time Manager • PPM User • PPM User Admin 	<p>Ensures that contacts are properly defined. Detects all users with no corresponding contact record, and creates one for them. Also corrects discrepancies between user and contact data.</p> <p>Also available for the Resource Management category.</p>
Data Source Detail	Configuration		Shows the configuration details of one or more data sources. Provides all filter fields, displayed columns, query, and what uses each data source.
Import Requests	Configuration		Validates and loads request data from the open interface tables into the data model.
Import Users	User Administration		Imports data from the user interface tables or an LDAP server.
Lookup Types	Configuration		Shows the configuration details of one or more lookups.
Notification History	Configuration		Shows notifications that have been sent or are pending.

Report Name	Required License	Required Security Group	Description
Object Type Detail	Configuration		Shows the configuration details of one or more object types. Includes detailed information about each field and command associated with selected object types. Also useful for debugging deployment problems.
Overview Section Detail	Configuration		Shows the configuration details of one or more Overview Sections. Provides all filter fields, displayed columns, query, security, URLs, and which users use each Overview Section.
Portlet Definition Detail	Configuration		Shows the configuration details of one or more Portlet Definitions. Details all preferences, display options, access, and help for each Portlet Definition.
Portlet Performance	User Administration		Shows one or both of the following set of performance results for a page or selected portlets: <ul style="list-style-type: none"> • Aggregated average execution time, and maximum, minimum, and total time to invoke the page or portlets • Information about the page or portlet with the worst execution time.
Report Type Detail	Configuration		Shows the configuration details of one or more report types. Includes detailed information about each field and command associated with selected report types. Also useful for debugging report submission problems.
Request Header Type Detail	Configuration		Shows the configuration details of one or more request header types. Useful for auditing your setup as well as debugging problems related to specific request header types.

Report Name	Required License	Required Security Group	Description
Request Type Detail	Configuration		Shows the configuration details of one or more request types. Details all custom fields, possible statuses, default logic, and commands for each request type.
Run Field Security Denormalization	Configuration		Runs field-level security-related denormalization tasks for particular entities.
Run PPM Organization Unit Interface	User Administration		Imports data from the organization unit interface tables or an LDAP server.
Run PPM Package Interface	Configuration		Validates and loads package data from the open interface tables into the data model.
Run Workflow Transaction Interface	Configuration		Validates and runs workflow transactions based on data present in the workflow open interface tables. Used to kick off process steps from outside the end-user screens.
Security Group Detail	User Administration		Shows the configuration details of one or more security groups. Includes user membership, workflow step access, and screen access levels for each selected group.
SOX - Security Change	Any		Provides the history of security changes.
SOX - Security Validation	Any		Lists users with multiple roles through security groups linked to workflow steps.
Special Command Detail	Any		Shows the configuration details of one or more special commands. Useful for debugging execution problems.
Synchronize Meta Layer	Configuration		Assesses or synchronizes the Meta Layer.

Report Name	Required License	Required Security Group	Description
Translation Details	Configuration		For the languages and entity types or particular entities you select, shows the entity name highlighted in its definition language and translations to any other selected languages.
Translation Summary	Configuration		For the languages and entity types you select, shows the entity name, the language in which it is defined, and the other languages to which it has been translated or partially translated.
User Data Detail	Configuration		Shows the definition of custom user data fields. Output is grouped by user data entity and lists all fields for each entity and any referenced validations.
User Detail	User Administration		Shows the configuration details of one or more users. Includes header details as well as security group membership. Also available for the Resource Management category.
Validations	Configuration		Shows the configuration details of one or more validations.
Workflow Detail	Configuration		Shows the configuration details of one or more workflows. Includes all workflow steps and their possible outcomes, transitions, and notifications. Also useful for analyzing workflow processes.
Workflow Statistics	Configuration		Shows workflow statistics, such as percent usage of a particular workflow, average/maximum/minimum completion times, percent step traversal, and so forth.

Report Name	Required License	Required Security Group	Description
Demand Management category			
ALM - Change Summary	Demand Management		Provides a list of requests for change (RFCs) that have been implemented, grouped by change category. Availability requires installation of Application Lifecycle Management (ALM) software.
ALM - Forward Schedule of Changes for RFC	Demand Management		Serves as a key report in the change management process. Provides a list of all the RFCs that are scheduled to be implemented. Availability requires installation of ALM software.
ALM - Forward Schedule of Releases	Demand Management		Serves as a key report in the release management process. Provides a list of all releases that are scheduled to be implemented into the LIVE environment. Availability requires installation of ALM software.
ALM - Release Content	Demand Management		Provides a list of RFCs that have been incorporated into a release. Availability requires installation of ALM software.
ALM - Release Summary	Demand Management		Provides a list of releases that have been implemented. Availability requires installation of ALM software.
Contact Detail	Demand Management		Shows the details of one or more contacts.
Demand Creation History	Demand Management		Shows the demand creation history by period and by various demand fields. Useful for exporting request data to Microsoft® Excel or other data analysis tools.
Historical SLA Violations	Demand Management		Shows the historical SLA violations period by various demand categories. Useful for exporting request data to Microsoft Excel or other data analysis tools.

Report Name	Required License	Required Security Group	Description
Request Detail	Demand Management		Audits the details of one or more requests. Includes header and detail information, notes, and status for each selected request.
Request Detail (Filter by Custom Fields)	Demand Management		Audits the details of one or more requests, which can be filtered by a request type's custom field values. Includes header and detail information, notes, and status for each selected request.
Request History	Demand Management		Audits the transaction history of one or more requests. Details the complete history of the request workflow and fields configured for auditing, showing every status change (date, time, user responsible) for every step traversed.
Request Quick View	Demand Management		Shows a quick summary of open and closed requests, categorized by priority. Also shows request activity for the current week and other selected information.
Request Summary	Demand Management		Categorizes and tallies requests based on flexible criteria. Lists total counts, and optionally subtotal counts, for the categories selected.
Request Summary (Filter by Custom Fields)	Demand Management		Categorizes and tallies requests based on flexible criteria. Lists total counts, and optionally subtotal counts, for the categories selected.
Satisfied Demand History	Demand Management		Shows satisfied demand history by period and by various demand fields. Useful for exporting request data to Microsoft Excel or other data analysis tools.

Report Name	Required License	Required Security Group	Description
Deployment Management category			
Compare Custom Database Setup	Deployment Management		Compares custom aspects of two databases (either SQL Server or Oracle®). With this report it is possible to compare actual data as well as object definitions.
Compare Filesystem Environments	Deployment Management		Compares the directory structure and files of two computer file systems. Reports either all files or differences only, as filtered by owner, permissions, content, file type, or directory name.
Compare MS SQL Server 7 Environments	Deployment Management		Compares the data model and database objects (tables, views, procedures, and triggers) of two Microsoft SQL Server 7 databases. Reports either all objects or differences only.
Compare Oracle Environments	Deployment Management		Compares the data model (tables, indexes, and so forth) and database objects (packages, views, triggers, and so forth) of two Oracle schemas. Reports either all objects or differences only.
Distribution Detail	Deployment Management		Shows the contents and results of a particular distribution of a release. Useful for a high-level view of a distribution and analyzing execution results.
Environment Comparison	Deployment Management		Compares the configuration details of multiple environments. Queries every main environment field and application specified, and reports differences.

Report Name	Required License	Required Security Group	Description
Environment Comparison by Objects Migrated	Deployment Management		Compares the migration history of multiple environments. Lists objects that were migrated into one specified environment but not the other, and can also flag objects migrated into both environments but at different times.
Environment Detail	Deployment Management		Shows the configuration details of one or more environments. Includes attributes of environment hosts, databases, and applications. Encrypted passwords are not displayed.
Environment Group Detail	Deployment Management	<p>One or more of the following security groups:</p> <ul style="list-style-type: none"> ● PFM - Finance Review Board ● PFM - IT Steering Committee ● PFM - Standards Committee ● PPM 6.0 Upgrade Workbench Access ● PPM Administrator ● PPM All Access Grants ● PPM Billing Manager ● PPM Cost Manager ● PPM Demand Management Administrator ● PPM Demand Manager ● PPM Deployment Management Administrator ● PPM Program Manager ● PPM Project Manager ● PPM Resource Manager ● PPM Service Security Group ● PPM Team Manager ● PPM Time Administrator ● PPM Time Manager ● PPM User ● PPM User Admin 	Shows the configuration details of one or more environment groups. Details the environments and applications encompassed by the group.

Report Name	Required License	Required Security Group	Description
Environments / Objects Detail	Deployment Management		Tracks migration activity in a specific environment. Lists objects that have been migrated to one or more specified environments, grouped by environment.
Object History	Deployment Management		Tracks the movement of specific types of objects through your processes. Lists all executions for a given object type and date range.
Objects / Environments Detail	Deployment Management		Tracks migration activity in a specific environment. Lists objects that have been migrated to one or more specified environments, grouped by object type.
Package Change History	Deployment Management		Audits the package changes and includes assignment information, line order, and line details for each selected package.
Package Details	Deployment Management		Audit the details of one or more packages. Includes header information, notes, and line details for each selected package.
Package History	Deployment Management		Audits the transaction history of one or more packages. Details the complete workflow history for each package line, showing every status change (date, time, user responsible) for every step traversed.
Package Impact Analysis	Deployment Management		Analyzes the impact of a given package based on audit history. Lists information such as other packages containing the same objects, missing objects that were potentially relevant in previous packages, and so forth.

Report Name	Required License	Required Security Group	Description
Packages Pending	Deployment Management		Generates a worklist of packages pending user action. Lists key details about open packages with pending activity, facilitating work prioritization, monitoring, and quick action decisions.
RCS Check In	Deployment Management		If you use PPM Center and RCS, checks a file into the RCS repository.
RCS Check Out	Deployment Management		If you use PPM Center and RCS, checks out a file from RCS repository.
Release Detail	Deployment Management	One or more of the following security groups: <ul style="list-style-type: none"> • PFM - Finance Review Board • PFM - IT Steering Committee • PFM - Standards Committee • PPM 6.0 Upgrade: Workbench Access • PPM Administrator • PPM All Access Grants • PPM Billing Manager • PPM Cost Manager • PPM Demand Management Administrator • PPM Demand Manager • PPM Deployment Management Administrator • PPM Program Manager • PPM Project Manager • PPM Resource Manager • PPM Service Security Group • PPM Team Manager • PPM Time Administrator • PPM Time Manager • PPM User • PPM User Admin 	Shows the contents of a release. Lists all requests, packages, and distributions associated with a release.
Release Notes	Deployment Management		Audits all requests and packages contained in a release. Can be used to create a list of bugs fixed and patches applied within a specific release.

Report Name	Required License	Required Security Group	Description
Financial Management category			
Project Cost Breakdown	Project Management		Shows the costs for the project and the activities with which the costs are associated. Labor and non-labor costs are included in the totals. Also available for the Project Management category.
Project Cost Details	Project Management		Shows cost details for a project. Also available for the Project Management category.
Project Management category			
Baseline Comparison	Project Management		Compares the current schedule to a baseline or compares baselines.
Project Cost Breakdown			See Project Cost Breakdown on page 20 in the Financial Management category.
Project Cost Details			See Project Cost Details on page 20 in the Financial Management category.
Resource Management category			
Contact Synchronization			See Contact Synchronization on page 10 in the Administrative category.
User Detail			See User Detail on page 13 in the Administrative category.
Work Allocation Details	Time Management		Shows information about work allocations from HP Time Management. Also available for the Time Management category.

Report Name	Required License	Required Security Group	Description
Time Management category			
Actual Time Summary	Time Management		Shows actual time information by a variety of groupings and filters.
Delinquent Time Sheets	Time Management		Shows information about delinquent time sheets.
Time Sheet Details	Time Management		Shows detailed information for one or more time sheets. Includes work item information and time reported against each work item.
Time Sheet Summary	Time Management		Shows time sheet information by a variety of groupings and filters.
Work Allocation Details			See Work Allocation Details on page 20 in the Resource Management category.

2 HP-Supplied Portlets

The following table lists the portlets provided as part of PPM Center. Availability depends on having the applicable access grants and products.

In the table, the subheadings are alphabetized categories, and the portlets are alphabetized within each category. The table indicates which portlets are available in two categories, and such portlets are described in more detail in the first of the two categories.

Many of the portlet names in the table are links to corresponding example screen images in [Chapter 3, *Portlet Examples*, on page 39](#).



Portlets in the Project Overview category are not described in this document. Unlike portlets in other categories, portlets in the Project Overview category cannot be viewed on the Dashboard. They can be viewed only on the Project Overview page of a project. For information about them, see the *HP Project Management User's Guide*.

Portlet Name	Required Access Grant	Description
[no category]		
Resource Assignments	One or more of the following Resource Mgmt: access grants: <ul style="list-style-type: none"> • Edit All Resources • Edit only resources that I manage • View all resources • View my personal resource info only 	Shows the packages, requests, and tasks assigned to a set of users.
ALM category (Availability requires installation of ALM software.)		
<i>ALM Category</i>	Access restricted to members of the ALM - Release Manager security group	Lists recently deployed releases.
<i>ALM - My Releases</i>	Access restricted to members of the ALM - Release Manager security group	Lists release requests that have been created by or assigned to the logged-on user.
<i>ALM - My RFCs</i>	Access restricted to members of the ALM - Change Manager security group	Lists RFCs that have been created by or assigned to the logged-on user.
<i>ALM - Open Releases</i>	Access restricted to members of the ALM - Release Manager security group	Lists releases that do not have the status of Closed .
<i>ALM - Open RFCs</i>	Access restricted to members of the ALM - Change Manager security group	Lists RFCs that are currently being worked on.
<i>ALM - Releases</i>	None. HP recommends that you configure this portlet to restrict access to members of the ALM - Release Manager security group.	Lists release requests. If PPM Center is integrated with HP Change Control Management, the portlet provides a link for each request to log in to HP Change Control Management, where various tabs provide information about the request.
<i>ALM - Releases By Category</i>	Access restricted to members of the ALM - Release Manager security group	Shows a pie chart with the percentage of releases in each category.
ALM - Releases By List	Access restricted to members of the ALM - Release Manager security group	Lists releases that meet the specified portlet preferences.

Portlet Name	Required Access Grant	Description
<i>ALM - Releases By Type</i>	Access restricted to members of the ALM - Release Manager security group	Shows a pie chart with the percentage of releases of each type.
<i>ALM - RFCs By Category</i>	Access restricted to members of the ALM - Change Manager security group	Shows a pie chart with the percentage of RFCs in each category.
<i>ALM - RFCs By Reason for Change</i>	Access restricted to members of the ALM - Change Manager security group	Shows a pie chart with the percentage of RFCs by each type of change being considered (for example, new feature, enhancement, or defect fix).
<i>ALM - RFCs By Status</i>	None. HP recommends that you configure this portlet to restrict access to members of the ALM - Change Manager security group.	Shows a pie chart with the percentage of RFCs of each status.
ALM - RFCs By Status - List	Access restricted to members of the ALM - Change Manager security group	Lists RFCs that meet the specified portlet preferences.
<i>ALM - RFCs per Release</i>	Access restricted to members of the ALM - Release Manager security group	Lists the RFCs that constitute a release.

Financial Management category

<i>Capitalized Project Breakdown</i>	<p>One or more of the following Portfolio Mgmt: access grants:</p> <ul style="list-style-type: none"> • View All Portfolios • Edit All Portfolios 	<p>Shows a list of projects that meet your filter criteria, with capitalized cost information. If you want this portlet to list the source data for any of the graphical Capitalized Project Timelines, Impairment Risks, or Total Exposure portlets, use the same filter criteria in this portlet and those.</p> <p>Also available for the Portfolio Management category.</p>
Capitalized Project Timelines	<p>One or more of the following Portfolio Mgmt: access grants:</p> <ul style="list-style-type: none"> • View All Portfolios • Edit All Portfolios 	<p>Shows a Gantt chart for projects with capitalized costs, with start date, end date, and health of each project.</p> <p>Also available for the Portfolio Management category.</p>

Portlet Name	Required Access Grant	Description
<i>Financial Comparison</i>	One or more of the following Financial Mgmt: access grants: <ul style="list-style-type: none"> • View Costs on All Financial Summaries • Edit Costs on All Financial Summaries 	Shows a bar chart that compares the forecast or Plan of Record (POR) of one or more lifecycle entities to the forecast or actuals of the same or different set of lifecycle entities.
<i>Financial Summary to Financial Data Comparison</i>	One or more of the following Financial Mgmt: access grants: <ul style="list-style-type: none"> • View Costs on All Financial Summaries • Edit Costs on All Financial Summaries 	Shows a bar chart that compares the forecast or actuals of one or more lifecycle entities to financial data tables.
Impairment Risks	One or more of the following Portfolio Mgmt: access grants: <ul style="list-style-type: none"> • View All Portfolios • Edit All Portfolios 	Shows a pie chart of active projects that have capitalized costs, chosen by project health and sorted by project. Also available for the Portfolio Management category.
<i>Program Cost Summary</i>	One or more of the following Financial Mgmt: access grants: <ul style="list-style-type: none"> • Edit Work Plan Cost Data • View Project, Program, and Time Sheet Cost Data 	Shows a program's planned labor, non-labor, and total costs and corresponding actuals. Also available for the Program Management category.
<i>Project Cost Summary</i>	One or more of the following Financial Mgmt: access grants: <ul style="list-style-type: none"> • Edit Work Plan Cost Data • View Project, Program, and Time Sheet Cost Data 	Shows a project's planned labor, non-labor, and total costs and corresponding actuals, as well as earned value data.
<i>Project Current Cost Metrics</i>	One or more of the following Financial Mgmt: access grants: <ul style="list-style-type: none"> • Edit Work Plan Cost Data • View Project, Program, and Time Sheet Cost Data 	Analyzes current cost metrics for projects.
Total Exposure	One or more of the following Portfolio Mgmt: access grants: <ul style="list-style-type: none"> • View All Portfolios • Edit All Portfolios 	Shows a pie chart of active projects that have capitalized costs, grouped by the health of the project. Also available for the Portfolio Management category.

Portlet Name	Required Access Grant	Description
Packages category		
<i>My Packages</i>	One or more of the following Deployment Mgmt: access grants: <ul style="list-style-type: none"> • Edit All Packages • Edit Packages • View Packages 	Shows all packages created by, or assigned to, the current user. Provides the ability to drill down on any package to view its details, such as the workflow status and package lines.
Package Activity	One or more of the following Deployment Mgmt: access grants: <ul style="list-style-type: none"> • Edit All Packages • Edit Packages • View Packages 	Shows activity information about the number of deployments (package line execution step transactions) completed during the last three weeks. Provides the ability to drill down to any object type or environment to view the included packages.
<i>Package List</i>	One or more of the following Deployment Mgmt: access grants: <ul style="list-style-type: none"> • Edit All Packages • Edit Packages • View Packages 	Shows general information about PPM Center packages, such as their description and status.
Package References	One or more of the following Deployment Mgmt: access grants: <ul style="list-style-type: none"> • Edit All Packages • Edit Packages • View Packages 	Shows the references that are attached to the package based on filters such as reference types, relationship, and the time period when they were added.
<i>Package Summary Bar Chart</i>	One or more of the following Deployment Mgmt: access grants: <ul style="list-style-type: none"> • Edit All Packages • Edit Packages • View Packages 	Shows a bar chart summary of packages.
<i>Package Summary Pie Chart</i>	One or more of the following Deployment Mgmt: access grants: <ul style="list-style-type: none"> • Edit All Packages • Edit Packages • View Packages 	Shows a pie chart summary of packages.

Portlet Name	Required Access Grant	Description
Pending Deployment	One or more of the following Deployment Mgmt: access grants: <ul style="list-style-type: none"> • Edit All Packages • Edit Packages • View Packages 	Shows general information about packages that have not been deployed and provides visibility into scheduled or required package migration.
Portfolio Management category		
<i>Budget by Asset Class</i>	One or more of the following Portfolio Mgmt: access grants: <ul style="list-style-type: none"> • Edit All Scenario Comparisons • Edit Scenario Comparison • View Scenario Comparison 	Shows a bar chart of the breakdown of budget by asset class for a what-if scenario from an existing scenario comparison.
Budget by Business Objective	One or more of the following Portfolio Mgmt: access grants: <ul style="list-style-type: none"> • Edit All Scenario Comparisons • Edit Scenario Comparison • View Scenario Comparison 	Shows a bar chart of the breakdown of budget by business objective for a what-if scenario from an existing scenario comparison.
Budget by Project Class	One or more of the following Portfolio Mgmt: access grants: <ul style="list-style-type: none"> • Edit All Scenario Comparisons • Edit Scenario Comparison • View Scenario Comparison 	Shows a bar chart of the breakdown of budget by project class for a what-if scenario from an existing scenario comparison.
Budget Summary	One or more of the following Portfolio Mgmt: access grants: <ul style="list-style-type: none"> • Edit All Scenario Comparisons • Edit Scenario Comparison • View Scenario Comparison 	Shows a stacked bar chart of operating expenses and capital expenses for a what-if scenario from an existing scenario comparison.
<i>Capitalized Project Breakdown</i>		See Capitalized Project Breakdown on page 25 in the Financial Management category.
Capitalized Project Timelines		See Capitalized Project Timelines on page 25 in the Financial Management category.

Portlet Name	Required Access Grant	Description
<i>Cost Benefit Analysis</i>	One or more of the following Portfolio Mgmt: access grants: <ul style="list-style-type: none"> Edit All Scenario Comparisons Edit Scenario Comparison View Scenario Comparison 	Shows a bar chart of cost/benefit analysis for a what-if scenario from an existing scenario comparison.
<i>Current Portfolio Map</i>	One or more of the following Portfolio Mgmt: access grants: <ul style="list-style-type: none"> View All Portfolios Edit All Portfolios 	For the current portfolio of all proposals, projects, and assets, shows a bubble chart that is highly configurable in terms of the metrics represented by the horizontal and vertical axes and by the sizes and colors of the bubbles.
Impairment Risks		See Impairment Risks on page 26 in the Financial Management category.
<i>Portfolio by Category</i>	One or more of the following Portfolio Mgmt: access grants: <ul style="list-style-type: none"> View All Portfolios Edit All Portfolios 	Shows a bar chart of monetary metrics for the proposals, projects and assets in the current portfolio, ordered by a selected category.
<i>Total Budget</i>	One or more of the following Portfolio Mgmt: access grants: <ul style="list-style-type: none"> Edit All Scenario Comparisons Edit Scenario Comparison View Scenario Comparison 	Shows a line graph, per period, of the budget requirement and availability for all the what-if scenarios from an existing scenario comparison.
Total Exposure		See Total Exposure on page 26 in the Financial Management category.
Total Resource	One or more of the following Portfolio Mgmt: access grants: <ul style="list-style-type: none"> Edit All Scenario Comparisons Edit Scenario Comparison View Scenario Comparison 	Shows a line graph, per period, of the resource requirement and availability for all the what-if scenarios from an existing scenario comparison.
Program Management category		
<i>Issue List</i>	One or more of the following Demand Mgmt: access grants: <ul style="list-style-type: none"> Edit All Requests Edit Requests View Requests 	Lists the open issues for a program. Also available for the Requests category.

Portlet Name	Required Access Grant	Description
<i>Program Contents List</i>	One or more of the following PMO: access grants: <ul style="list-style-type: none"> • Edit All Programs • Edit Programs • View Programs 	Shows proposals, projects, and assets within a specified program. Also available for the Project Management category.
<i>Program Cost Summary</i>		See <i>Program Cost Summary</i> on page 26 in the Financial Management category.
<i>Program List</i>	One or more of the following PMO: access grants: <ul style="list-style-type: none"> • Edit All Programs • Edit Programs • View Programs 	Displays the programs and their summary conditions.
<i>Program Risk List</i>	One or more of the following Demand Mgmt: access grants: <ul style="list-style-type: none"> • Edit All Requests • Edit Requests • View Requests 	Shows open risks associated with a program. Also available for the Requests category.
<i>Program Scope Change List</i>	One or more of the following Demand Mgmt: access grants: <ul style="list-style-type: none"> • Edit All Requests • Edit Requests • View Requests 	Shows open scope change requests associated with a program. Also available for the Requests category.

Project Management category

<i>My Tasks</i>	One or more of the following Project Mgmt: access grants: <ul style="list-style-type: none"> • Edit All Projects • Edit Projects • Update Tasks • View Projects 	Shows all of the project tasks assigned to the user that have status of Ready or In Progress and a scheduled start date within two weeks of the current date. Also available for the Time Management category.
<i>Program Contents List</i>		See <i>Program Contents List</i> on page 30 in the Program Management category.
<i>Project Gantt</i>	One or more of the following Project Mgmt: access grants: <ul style="list-style-type: none"> • Edit All Projects • Edit Projects • Update Tasks • View Projects 	Shows a Gantt chart of projects, tasks, and milestones and can be configured based on such criteria as project and task states, and schedule. Provides the ability to drill down into project and task details.

Portlet Name	Required Access Grant	Description
<i>Project Health Pie Chart</i>	One or more of the following Project Mgmt: access grants: <ul style="list-style-type: none"> • Edit All Projects • Edit Projects • Update Tasks • View Projects 	Shows a pie chart summary of projects by health.
<i>Project List</i>	One or more of the following Project Mgmt: access grants: <ul style="list-style-type: none"> • Edit All Projects • Edit Projects • Update Tasks • View Projects 	Shows general information about PPM Center projects, such as how close they are to completion and their scheduled finish date.
<i>Project Timelines</i>	One or more of the following Project Mgmt: access grants: <ul style="list-style-type: none"> • Edit All Projects • Edit Projects • Update Tasks • View Projects 	Shows an overview of the timelines for a set of projects.
<i>Resource Gantt</i>	One or more of the following access grants: <ul style="list-style-type: none"> • Demand Mgmt: <ul style="list-style-type: none"> - Edit All Requests - Edit Requests - View Requests • Project Mgmt: <ul style="list-style-type: none"> - Edit All Projects - Edit Projects - Update Tasks - View Projects • Resource Mgmt: <ul style="list-style-type: none"> - Edit All Resources - Edit only resources that I manage - Edit Staffing Profiles - View all resources - View my personal resource info only 	Shows a Gantt chart reflecting the work items (including requests, tasks, milestones, and staffing profiles) assigned to selected resources. Provides the ability to drill down into work item details.

Portlet Name	Required Access Grant	Description
<i>Summary Task List</i>	One or more of the following Project Mgmt: access grants: <ul style="list-style-type: none"> • Edit All Projects • Edit Projects • Update Tasks • View Projects 	Displays general information about summary tasks, such as how close they are to completion and their scheduled finish date.
Requests category		
Assignment Queue	One or more of the following Demand Mgmt: access grants: <ul style="list-style-type: none"> • Edit All Requests • Edit Requests • View Requests 	Provides quick assignment capabilities from the PPM Dashboard for demand managers.
<i>Consolidated Demand</i>	One or more of the following Demand Mgmt: access grants: <ul style="list-style-type: none"> • Edit All Requests • Edit Requests • View Requests 	Shows the demand placed on the user's organization.
<i>Demand by Category</i>	One or more of the following Demand Mgmt: access grants: <ul style="list-style-type: none"> • Edit All Requests • Edit Requests • View Requests 	Shows the demand placed on an organization that can be grouped by common demand categories.
<i>Demand List</i>	One or more of the following Demand Mgmt: access grants: <ul style="list-style-type: none"> • Edit All Requests • Edit Requests • View Requests 	Provides a personalizable list of the demand placed on an organization or individual.
<i>Issue List</i>		See <i>Issue List</i> on page 29 in the Program Management category.
<i>My Requests</i>	One or more of the following Demand Mgmt: access grants: <ul style="list-style-type: none"> • Edit All Requests • Edit Requests • View Requests 	Shows all requests created by or assigned to the current user and provides a critical view into the most pressing requests and approaching deadlines.

Portlet Name	Required Access Grant	Description
<i>Open Requests by Priority</i>	One or more of the following Demand Mgmt: access grants: <ul style="list-style-type: none"> • Edit All Requests • Edit Requests • View Requests 	Shows the number of requests currently open, grouped by priority.
<i>Program Risk List</i>		See <i>Program Risk List on page 30</i> in the Program Management category.
<i>Program Scope Change List</i>		See <i>Program Scope Change List on page 30</i> in the Program Management category.
Request Activity	One or more of the following Demand Mgmt: access grants: <ul style="list-style-type: none"> • Edit All Requests • Edit Requests • View Requests 	Shows general activity information about PPM Center requests, such as the number of requests opened and closed during the last two weeks, and the number of open requests.
<i>Request List</i>	One or more of the following Demand Mgmt: access grants: <ul style="list-style-type: none"> • Edit All Requests • Edit Requests • View Requests 	Shows general information about PPM Center requests, such as their description and status.
Request References	One or more of the following Demand Mgmt: access grants: <ul style="list-style-type: none"> • Edit All Requests • Edit Requests • View Requests 	Shows the references that are attached to the request based on filters such as Reference Types, Relationship, and the time period when they were added.
<i>Request Summary</i>	One or more of the following Demand Mgmt: access grants: <ul style="list-style-type: none"> • Edit All Requests • Edit Requests • View Requests 	Shows information about groups of PPM Center requests, such as their priority, type, status, and the total number of requests for each category. Provides the ability to drill down to detailed requests.
Request Summary Bar Chart	One or more of the following Demand Mgmt: access grants: <ul style="list-style-type: none"> • Edit All Requests • Edit Requests • View Requests 	Shows a bar chart that summarizes requests.

Portlet Name	Required Access Grant	Description
Request Summary Pie Chart	One or more of the following Demand Mgmt: access grants: <ul style="list-style-type: none"> Edit All Requests Edit Requests View Requests 	Shows a pie chart that summarizes requests.
<i>SLA Exception Roll Up</i>	One or more of the following Demand Mgmt: access grants: <ul style="list-style-type: none"> Edit All Requests Edit Requests View Requests 	Shows the open requests that have triggered SLA exceptions.

Resource Management category

<i>Analyze Assignment Load</i>	One or more of the following Resource Mgmt: access grants: <ul style="list-style-type: none"> Edit All Resources Edit only resources that I manage View all resources View my personal resource info only 	Compares the workload for a group of resources against their capacity on the resources' calendars.
<i>Analyze Resource Pools</i>	One or more of the following Resource Mgmt: access grants: <ul style="list-style-type: none"> Edit All Resource Pools Edit Resource Pools View All Resource Pools View Resource Pools 	Compares the anticipated demand for resources (from the staffing profiles) against the projected capacity of those resources (from a resource pool).
<i>Resource Pool List</i>	One or more of the following Resource Mgmt: access grants: <ul style="list-style-type: none"> Edit All Resource Pools Edit Resource Pools View All Resource Pools View Resource Pools 	Shows the list of resource pools.
<i>Resource Request Portlet</i>		Shows the list of staffing profile positions to be fulfilled by a resource pool manager.
<i>Staffing Profile List</i>	One or more of the following Resource Mgmt: access grants: <ul style="list-style-type: none"> Edit All Staffing Profiles Edit Staffing Profiles View All Staffing Profiles View Staffing Profiles 	Shows the list of staffing profiles.

Portlet Name	Required Access Grant	Description
Time Management category		
<i>Approve Time Sheets</i>	Time Mgmt: Approve Time Sheets	Shows all the time sheets that have time sheet lines you can approve.
<i>My Tasks</i>		See <i>My Tasks</i> on page 30 in the Project Management category.
<i>My Time Sheets</i>	One or more of the following Time Mgmt: access grants: <ul style="list-style-type: none"> • Approve Time Sheets • Close Time Sheets • Edit Time Sheet Policies • Edit Time Sheets • View All Time Sheets (Summary Info Only) • View Time Sheet Policies • View Time Sheets 	Shows your time sheets that cover the number of time periods you specify.
<i>My Work Items</i>	One or more of the following Time Mgmt: access grants: <ul style="list-style-type: none"> • Approve Time Sheets • Close Time Sheets • Edit Time Sheet Policies • Edit Time Sheets • View All Time Sheets (Summary Info Only) • View Time Sheet Policies • View Time Sheets 	Lists all the work items on the user's open time sheets, providing a snapshot of what the user has been working on and to what he has been charging time.
Time Sheet Totals by Resource	One or more of the following Time Mgmt: access grants: <ul style="list-style-type: none"> • Approve Time Sheets • Close Time Sheets • Edit Time Sheet Policies • Edit Time Sheets • View All Time Sheets (Summary Info Only) • View Time Sheet Policies • View Time Sheets 	Shows the time charged by a set of resources, displaying the level of activity (by time) in the current and previous time periods for those users.

Portlet Name	Required Access Grant	Description
Time Sheet Totals by Resource Group	<p>One or more of the following Time Mgmt: access grants:</p> <ul style="list-style-type: none"> • Approve Time Sheets • Close Time Sheets • Edit Time Sheet Policies • Edit Time Sheets • View All Time Sheets (Summary Info Only) • View Time Sheet Policies • View Time Sheets 	Shows the time charged by resource groups, summarizing the totals of all the resources in those groups, and displaying the level of activity (by time) in the current and previous time periods for those groups.
Time Sheet Totals by Work Item	<p>One or more of the following Time Mgmt: access grants:</p> <ul style="list-style-type: none"> • Approve Time Sheets • Close Time Sheets • Edit Time Sheet Policies • Edit Time Sheets • View All Time Sheets (Summary Info Only) • View Time Sheet Policies • View Time Sheets 	Shows detailed information on the time allocated to and the time charged for specific work items. Should not be used to display information for all work items but for a specific set based on filter criteria.
Time Sheet Totals by Work Item, Resource Group	<p>One or more of the following Time Mgmt: access grants:</p> <ul style="list-style-type: none"> • Approve Time Sheets • Close Time Sheets • Edit Time Sheet Policies • Edit Time Sheets • View All Time Sheets (Summary Info Only) • View Time Sheet Policies • View Time Sheets 	Shows the time charged by resource groups, summarizing the totals of all the resources in those groups, and splitting the data by each specific work item.
Time Sheet Totals for Direct Reports	<p>One or more of the following Time Mgmt: access grants:</p> <ul style="list-style-type: none"> • Approve Time Sheets • Close Time Sheets • Edit Time Sheet Policies • Edit Time Sheets • View All Time Sheets (Summary Info Only) • View Time Sheet Policies • View Time Sheets 	Shows the total time entered by all the direct reports for a manager or set of managers you specify.

Portlet Name	Required Access Grant	Description
Work Allocation Details	<p>One or more of the following Time Mgmt: access grants:</p> <ul style="list-style-type: none"> • Approve Time Sheets • Close Time Sheets • Edit Time Sheet Policies • Edit Time Sheets • View All Time Sheets (Summary Info Only) • View Time Sheet Policies • View Time Sheets 	<p>Shows summary information on the work allocations defined in the system. Especially useful to determine which allocations are nearly used up or actually over budget.</p>
Work Item Set Actuals vs. Allocations	<p>One or more of the following Time Mgmt: access grants:</p> <ul style="list-style-type: none"> • Approve Time Sheets • Close Time Sheets • Edit Time Sheet Policies • Edit Time Sheets • View All Time Sheets (Summary Info Only) • View Time Sheet Policies • View Time Sheets 	<p>Shows summary information at the Work Item Set level. Provides a snapshot of which projects or types of work you are spending the most time on, as well as where you have budgeted the most time.</p>

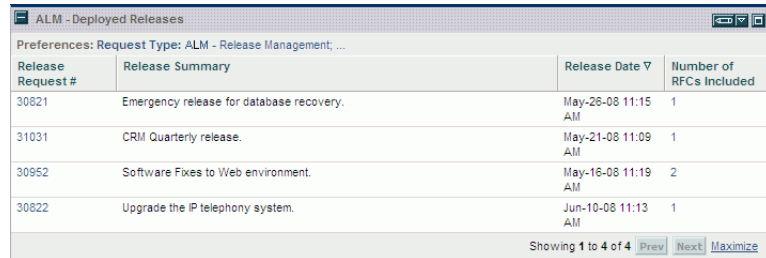
3 Portlet Examples

The screen images in this chapter are examples of particular portlets described in [Chapter 2, *HP-Supplied Portlets*, on page 23](#). The screen images are organized by category in the same order as presented in Chapter 2.

Some portlets are available in two categories in PPM Center. Where applicable, the same examples of those portlets appear in both categories in this chapter.

ALM Category

ALM - Deployed Releases



ALM - Deployed Releases

Preferences: Request Type: ALM - Release Management, ...

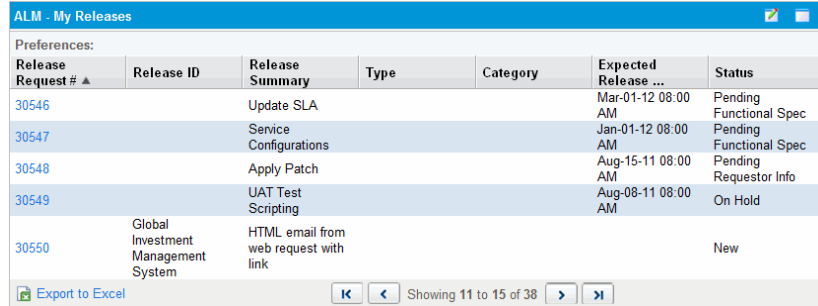
Release Request #	Release Summary	Release Date ▾	Number of RFCs Included
30821	Emergency release for database recovery.	May-26-08 11:15 AM	1
31031	CRM Quarterly release.	May-21-08 11:09 AM	1
30952	Software Fixes to Web environment.	May-16-08 11:19 AM	2
30822	Upgrade the IP telephony system.	Jun-10-08 11:13 AM	1

Showing 1 to 4 of 4 | [Prev](#) | [Next](#) | [Maximize](#)



This portlet is only available when you integrate PPM Center with Quality Center 10.00.

ALM - My Releases



ALM - My Releases

Preferences:

Release Request # ▲	Release ID	Release Summary	Type	Category	Expected Release ...	Status
30546		Update SLA			Mar-01-12 08:00 AM	Pending Functional Spec
30547		Service Configurations			Jan-01-12 08:00 AM	Pending Functional Spec
30548		Apply Patch			Aug-15-11 08:00 AM	Pending Requestor Info
30549		UAT Test Scripting			Aug-08-11 08:00 AM	On Hold
30550	Global Investment Management System	HTML email from web request with link				New

[Export to Excel](#) | [K](#) | [<](#) | Showing 11 to 15 of 38 | [>](#) | [X](#)

ALM - My RFCs

ALM - My RFCs					
Preferences:					
Request Type: ALM - RFC Demo					
Request # ▲	RFC Summary	Priority	Reported By	Category	Status
32656	Customers are reporting they can't log into the online banking app	Immediate	2012-01-29 04:06:16.0		In Deployment
32686	New Schedule Icon	Immediate	2012-02-01 02:06:37.0		Evaluating Quality
32716	Add new search field to VDK app	High	2012-02-02 04:28:30.0		3-Test Lab Setup Completed
32746	Change form color	Low	2012-02-02 05:56:47.0		In Deployment
32777	Additional "Help" content	Medium	2012-02-03 10:56:14.0		New
Export to Excel Showing 1 to 5 of 17					

ALM - Open Releases

ALM - Open Releases						
Preferences:						
Release Request # ▲	Release ID	Release Summary	Type	Category	Expected Release ...	Status
30551	UK Mortgage Management System	Customer Online Payment not accepting Visa Card				New
30552	Enterprise Information Portal	Update Vendor Landing page				New
30553	PeopleSoft HRMS (EMEA)	Update Vendor Pricing on Supply Mgmt Portal				New
30554	Corporate Help Desk	New Welcome Page			Apr-01-11 08:00 AM	New
30572		Order Fulfillment automation			Apr-17-12 08:00 AM	Pending Functional Spec
Export to Excel Showing 16 to 20 of 50						

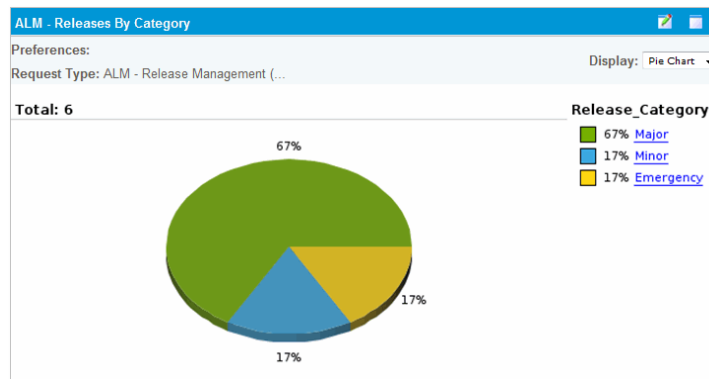
ALM - Open RFCs

ALM - Open RFCs					
Preferences:					
Request # ▲	RFC Summary	Priority	Reported By	Category	Status
30084	Hiring freeze - need additional resources to finish on schedule	Low	2010-01-18 00:10:25.0		New
30085	Patch release incompatibility with desktop publishing SW	High	2010-01-18 00:10:25.0		New
30086	Possible power outage during cutover weekend	High	2010-01-18 00:10:26.0		New
30087	Glitches in building move during testing	Low	2010-01-18 00:10:26.0		New
30088	Hardware delivery is late	Normal	2010-01-18 00:10:27.0		New
Export to Excel Showing 51 to 55 of 200					

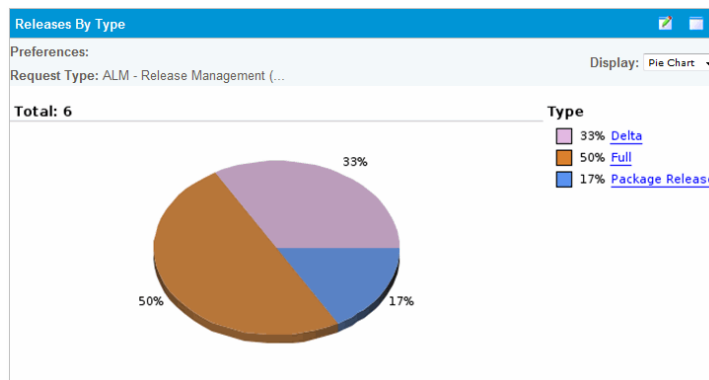
ALM - Releases

ALM - Releases			
Preferences:			
Request # ▼	Summary	Status	View Impact
34101	RFC demo1	In Review	Click to View
32836	Add Telephone Number	Create QC Test Requirement	Click to View
32807	Change Logos	4-Running Tests in Quality Center	Click to View
32806	Duplicate Entries	Evaluating Quality	Click to View
32786	Modify error message for negative transfer	New	Click to View
Export to Excel			
Showing 1 to 5 of 19			

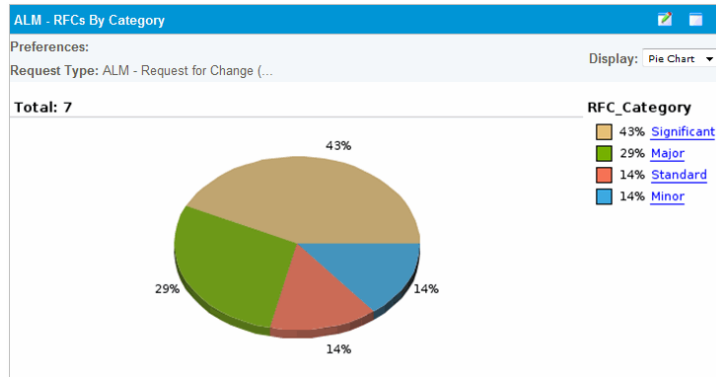
ALM - Releases By Category



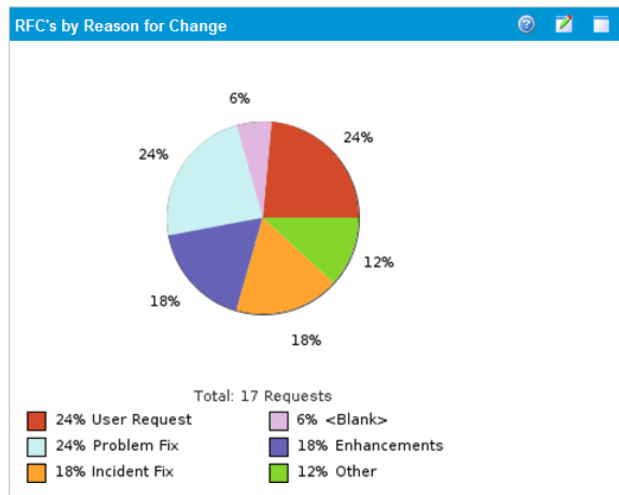
ALM - Releases By Type



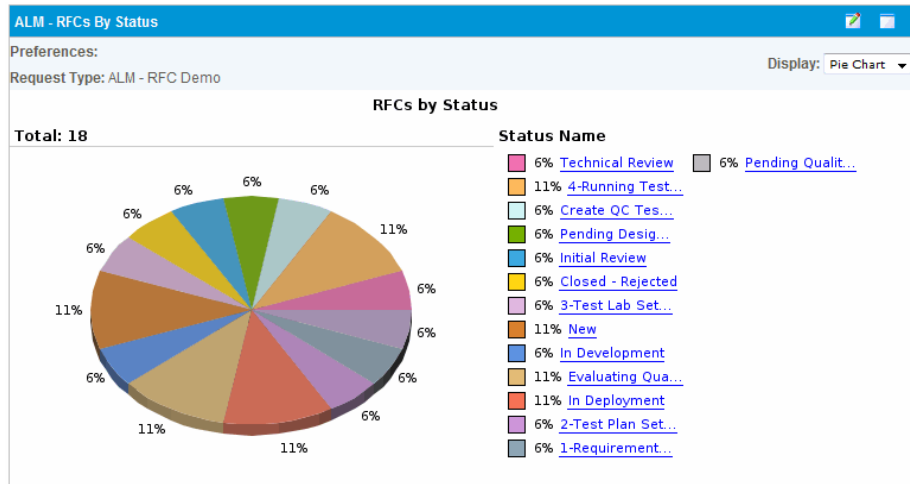
ALM - RFCs By Category



ALM - RFCs By Reason for Change



ALM - RFCs By Status



ALM - RFCs per Release

ALM - RFCs per Release

Preferences:

Request #	Description	Priority	Impact
31381	Test Status Report for Credit Scoring (2 - 1 - 1) from QC (DEFAULT.Credit_App)	Normal	admin
31381	Test Status Report for Credit Scoring (2 - 1 - 1) from QC (DEFAULT.Credit_App)	Normal	Yellow
31412	Test Status Report for Credit Scoring (2 - 1 - 1) from QC (DEFAULT.Credit_App)	Normal	admin
31412	Test Status Report for Credit Scoring (2 - 1 - 1) from QC (DEFAULT.Credit_App)	Normal	Yellow
31414	Test Status Report for Credit Scoring (4) from QC (DEFAULT.Credit_App)	Normal	Yellow

Export to Excel

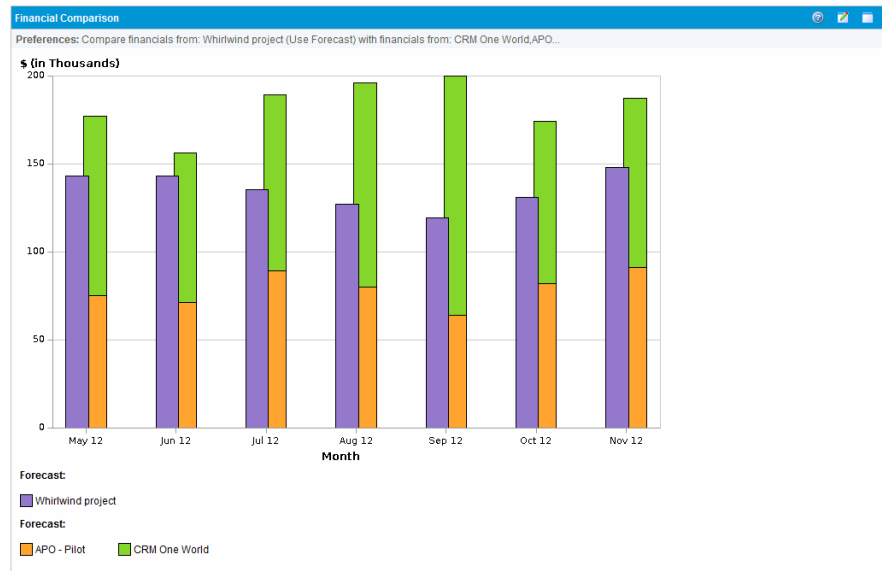
Showing 1 to 5 of 80

Financial Management Category

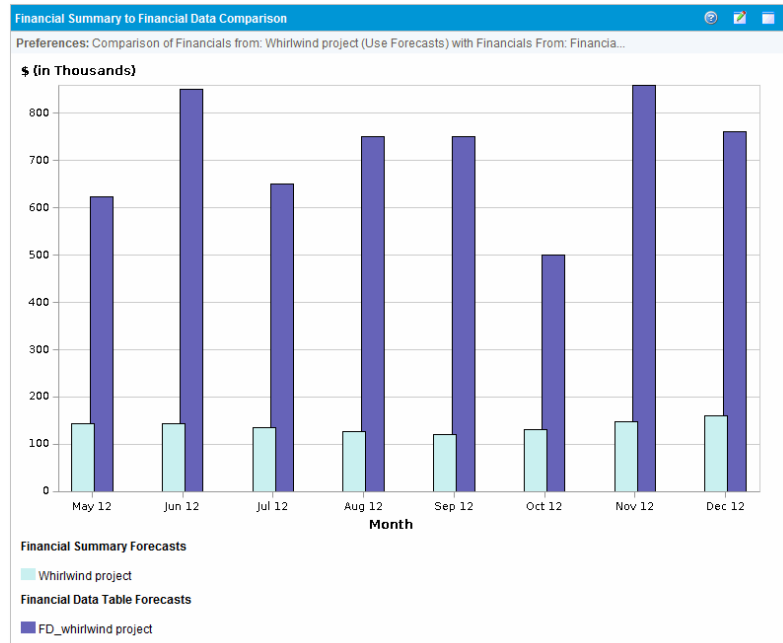
Capitalized Project Breakdown

Capitalized Project Breakdown					
Project Name ▲	Project Manager	Risk	Carrying Value	Total Planned Capital	Planned Cost
● A/R Billing Upgrade	Joseph Banks	28	USD 442,000.00	USD 392,000.00	USD 1,121,000.00
● APO - Pilot	Ronald Steel, Joseph Banks	17	USD 42,636.00	USD 5,320.00	USD 463,747.69
▲ Billing Systems Integration	Joseph Banks	13	USD 61,135.00	USD 642,160.00	USD 1,015,409.94
▲ CRM One World	Joseph Banks	19	USD 0.00	USD 1,082,159.99	USD 1,487,198.43
● Call Center Upgrade	Nicole Smith	23	USD 0.00	USD 600,000.00	USD 1,150,000.00
Export to Excel			Showing 1 to 5 of 26		

Financial Comparison



Financial Summary to Financial Data Comparison



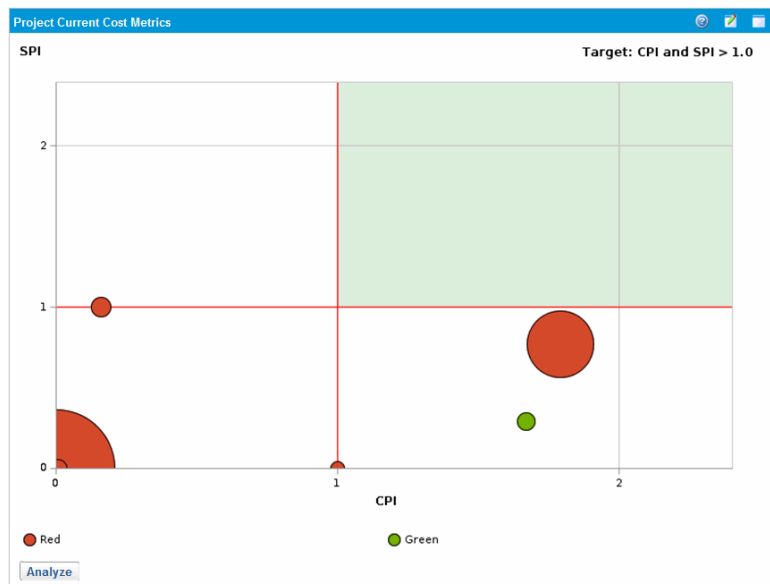
Program Cost Summary

Program Cost Summary		
Cost Overview		
Capital	Forecast	Actual
Labor	USD 929,640	USD 83,771
Non-Labor	USD 800,000	USD 20,000
Total	USD 1,729,640	USD 103,771
Operating	Forecast	Actual
Labor	USD 1,131,038	USD 298,098
Non-Labor	USD 1,160,000	USD 120,000
Total	USD 2,291,038	USD 418,098
Program Total	USD 4,020,678	USD 521,869
Earned Value Details		

Project Cost Summary

Project Cost Summary		
Project Cost Health: ● Costs from Financial Summary: APQ - Pilot		
Cost Overview		
Capital	Forecast	Actual
Labor	USD 5.320,00	USD 42.636,00
Non-Labor	USD 0,00	USD 0,00
Total	USD 5.320,00	USD 42.636,00
Operating	Forecast	Actual
Labor	USD 158.427,69	USD 10.880,00
Non-Labor	USD 300.000,00	USD 0,00
Total	USD 458.427,69	USD 10.880,00
Project Total	USD 463.747,69	USD 53.516,00
Earned Value Summary		
Planned Value: USD 5.535,20	Sched Variance: USD 52.320,00	
Earned Value: USD 57.855,20	Cost Variance: USD 4.339,20	
Actual Cost: USD 53.516,00	SPI: 10,45	CPI: 1,08
Earned Value Details		

Project Current Cost Metrics



Packages Category

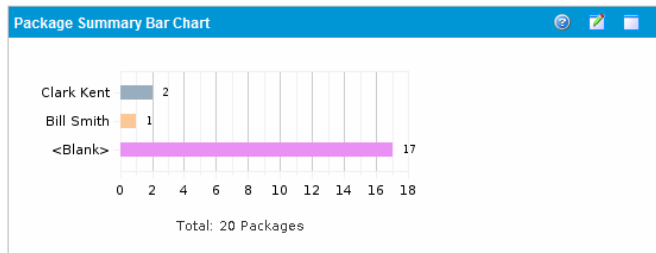
My Packages

My Packages						
Pkg #	Workflow	Priority	Description	Assigned To	Last Updated	Created By
30019	PPM Migrator Workflow	Low	Extracting PFM request types		20-4-07	Admin User
30024	PPM Migrator Workflow	Low	import custom Resource Mgmt portlet		13-9-07	Admin User
30025	PPM Migrator Workflow	Low	DSIC Resource Mgmt Custom Portlet import		13-9-07	Admin User
30027	OraApps Patch Deployment	Low	OraApps Patch: Bug 42		11-12-08	Admin User
30030	Standard Deployment	Low	Dev to Test - sql and html File Migration		10-8-12	Admin User
Export to Excel						
Showing 1 to 5 of 10						

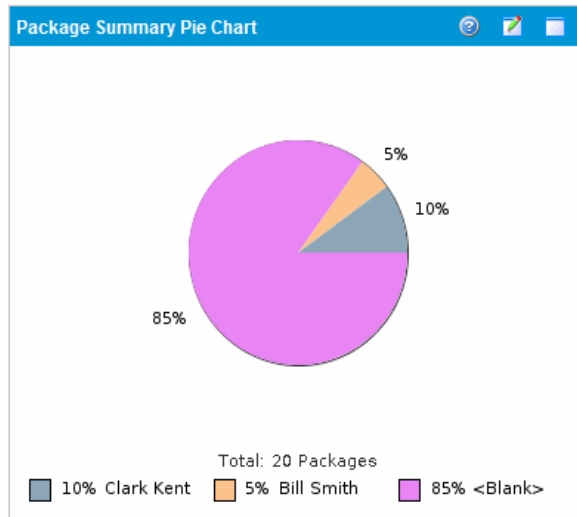
Package List

Package List						
Preferences:						
Eligible for My Action?: Yes; Include...						
Pkg #	Workflow	Priority	Description	Assigned To	Last Updated	Created By
30006	Standard Deployment	Low	Reporting changes	Clark Kent	29-9-09	Karen O'Keefe
30007	Standard Deployment	High	Update Customer Configurations		4-4-07	Karen O'Keefe
30010	SAP - Transport and J2EE Deployments	High	SAP Changes		20-4-07	Karen O'Keefe
30012	Oracle - Standard Deployment Process	Normal	Updates to Payroll		10-8-12	Karen O'Keefe
30017	Standard Deployment	High	Invoicing updates		18-4-07	Larry James
Export to Excel						
Showing 1 to 5 of 15						

Package Summary Bar Chart



Package Summary Pie Chart

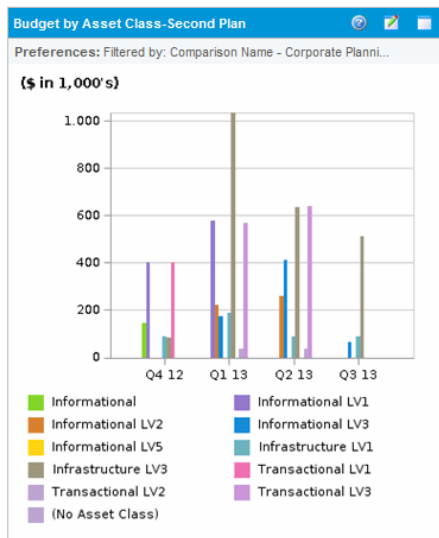
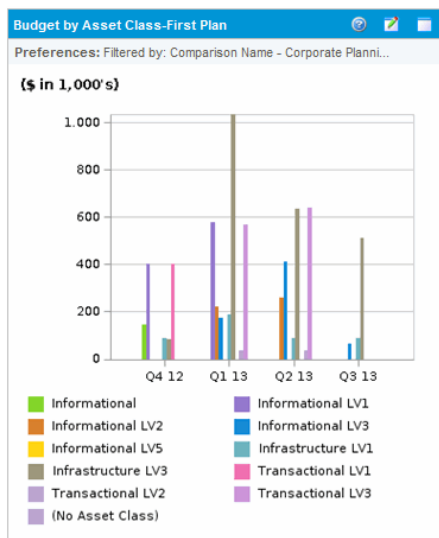


Portfolio Management Category

Budget by Asset Class



This example shows two Budget by Asset Class portlets that compare two scenarios from a scenario comparison.



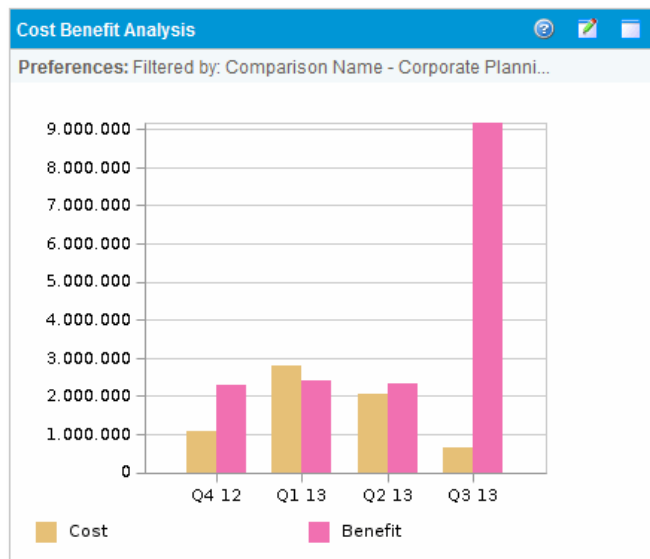
Capitalized Project Breakdown

Project Name ▲	Project Manager	Risk	Carrying Value	Total Planned Capital	Planned Cost
● A/R Billing Upgrade	Joseph Banks	28	USD 442.000,00	USD 392.000,00	USD 1.121.000,00
● APO - Pilot	Ronald Steel, Joseph Banks	17	USD 42.636,00	USD 5.320,00	USD 463.747,69
▲ Billing Systems Integration	Joseph Banks	13	USD 61.135,00	USD 642.160,00	USD 1.015.409,94
▲ CRM One World	Joseph Banks	19	USD 0,00	USD 1.082.159,99	USD 1.487.198,43
● Call Center Upgrade	Nicole Smith	23	USD 0,00	USD 600.000,00	USD 1.150.000,00

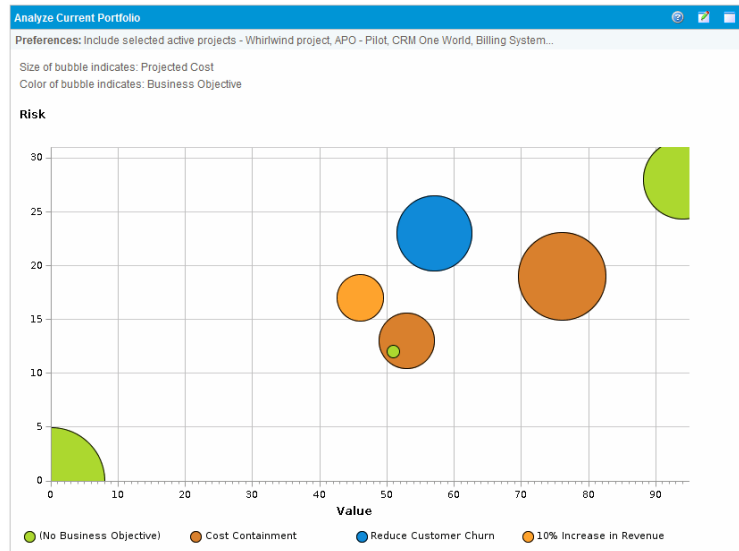
Export to Excel

Showing 1 to 5 of 26

Cost Benefit Analysis



Current Portfolio Map



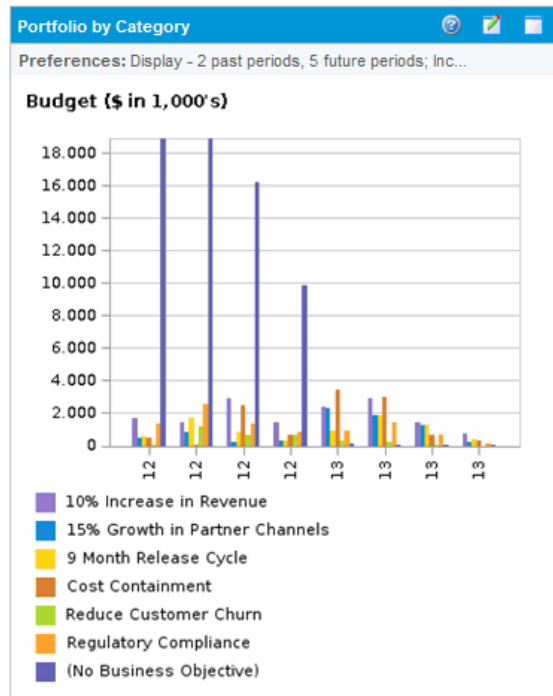
Portfolio by Category

This example of a Portfolio by Category portlet is a Portfolio By Business Obj portlet, which displays business objectives.

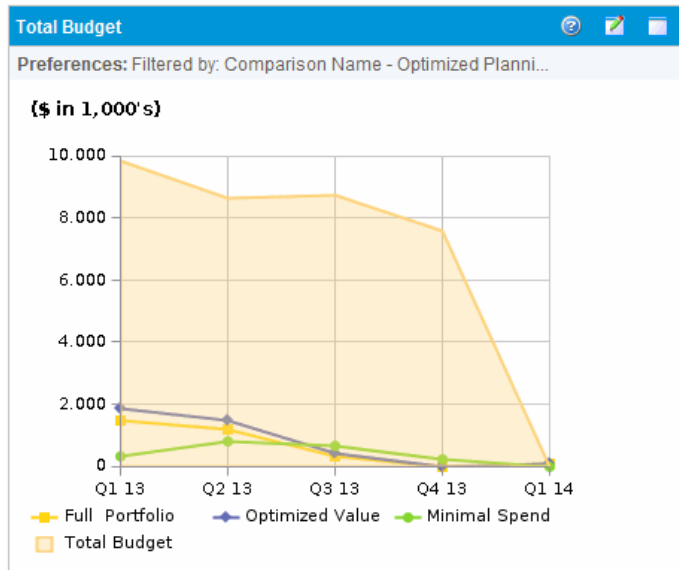


Other Portfolio by Category portlets are:

- Portfolio By Project Class
- Portfolio By Asset Class



Total Budget



Program Management Category

Issue List

Issue List					
Project ▲	Issue #	Priority	Escalation Level	Status	Description
APO - Pilot	30317	High	Project	Pending Closure	Patch release expected two weeks before GA
APO - Pilot	30317	High	Project	Pending Closure	Patch release expected two weeks before GA
APO - Pilot	30320	Low	Project	Open	Need to clear non-budgeted travel expenses
APO - Pilot	30310	Normal	Program	Open	Several additional languages in user community found duri...
APO - Pilot	30310	Normal	Program	Open	Several additional languages in user community found duri...
Export to Excel					
Showing 1 to 5 of 45					

Program Contents List

Program Contents List			
Req ID ▲	Name	Type	Status
30630	Web for One World	Project	Detailed Project Definition
30631	CRM One World	Project	Detailed Project Definition
30632	APO - Pilot	Project	Deploy
30633	Billing Systems Integration	Project	Detailed Project Definition
Export to Excel			
Showing 1 to 4 of 4			

Program Cost Summary

Program Cost Summary		
Cost Overview		
Capital	Forecast	Actual
Labor	USD	USD
	929,640	83,771
Non-Labor	USD	USD
	800,000	20,000
Total	USD	USD
	1,729,640	103,771
Operating	Forecast	Actual
Labor	USD	USD
	1,131,038	298,098
Non-Labor	USD	USD
	1,160,000	120,000
Total	USD	USD
	2,291,038	418,098
Program Total	USD	USD
	4,020,678	521,869
Earned Value Details		

Program List

Program List						
Program Name	Relative Priority	Program Manager ▲	Program Status	Issues	Risks	Scope Changes
SPMaaS - ESS (Pilot)		Admin User	New	0	0	0
Enterprise Business Applications	3	Carolyn Sayer	New	0	0	0
One World	1	Carolyn Sayer	Active	10	16	12
Partner Program	2	Carolyn Sayer	Active	11	12	3
Black Diamond Initiative		Carolyn Sayer	Active	7	14	12
Export to Excel Showing 1 to 5 of 5						

Program Risk List

Program Risk List					
Project ▲	Risk #	Probability	Impact Level	Status	Description
APO - Pilot	30146	Unlikely [0-40%]	High	New	Patch release incompatibility with desktop publ...
APO - Pilot	30161	Unlikely [0-40%]	Medium	New	Hiring freeze - need additional resources to fl...
APO - Pilot	30144	Likely [41-80%]	Low	New	Glitches in building move during testing
APO - Pilot	30141	Likely [41-80%]	Medium	New	Hardware Procurements is delayed by Vendor
APO - Pilot	30142	Likely [41-80%]	High	New	Key business stakeholder has left organization.
Export to Excel Showing 1 to 5 of 16					

Program Scope Change List

Program Scope Change List					
Project ▲	Scope Change #	Severity	Change Request Level	Status	Description
APO - Pilot	30438	Medium	Level 1	New	Please add this report
APO - Pilot	30440	Medium	Level 2	In Review	Oracle 11i upgrade impacts
APO - Pilot	30439	High	Level 2	New	PeopleSoft upgrade requires additional interfaces
Billing Systems Integration	30393	Low	Level 1	New	Oracle upgrade requires additional testing
Billing Systems Integration	30397	Critical	Level 2	New	PeopleSoft upgrade requires additional interfaces
Export to Excel Showing 1 to 5 of 12					

Project Management Category

My Tasks

My Tasks

Preferences: Project - Whirlwind project; Tasks ready for my action;

Use Time Sheet: Joseph Banks - 8/13/12 - 8/19/12

Edit Effort Breakdown

Go To Time Sheet

Actual Start	Actual Finish	Actual Effort (hrs)	% Complete
◆ Requirements Validated Task is In Progress; Scheduled: 8/13/12 - 8/16/12 (4 days) ⚠			
8/13/12		50.00	30

Save

Reset

⏪

⏩

Showing 1 to 1 of 1

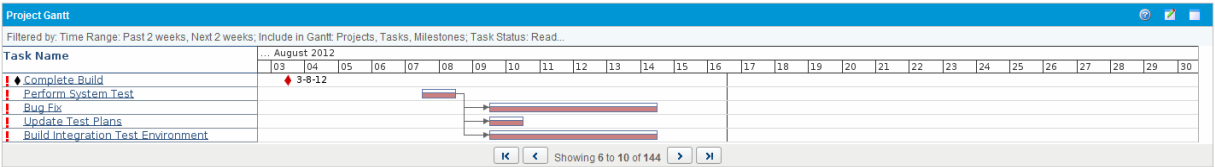
⏪

⏩

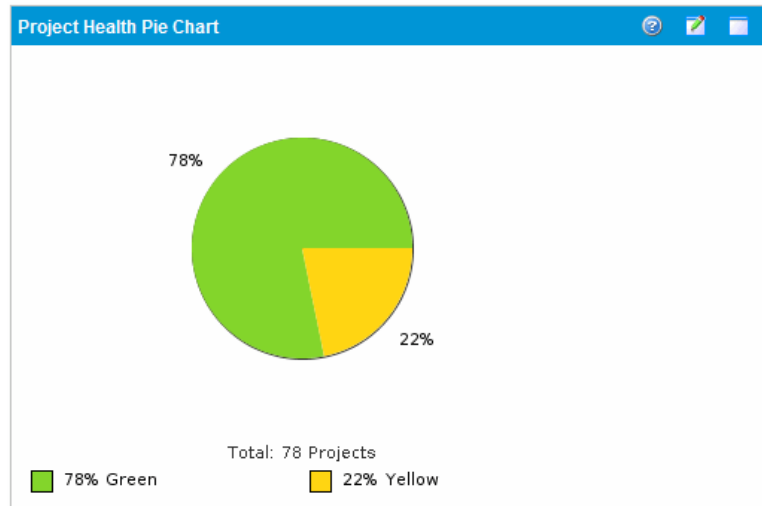
Program Contents List

Program Contents List			
Req ID ▲	Name	Type	Status
30630	Web for One World	Project	Detailed Project Definition
30631	CRM One World	Project	Detailed Project Definition
30632	APO - Pilot	Project	Deploy
30633	Billing Systems Integration	Project	Detailed Project Definition
Export to Excel			
Showing 1 to 4 of 4			














Project Gantt



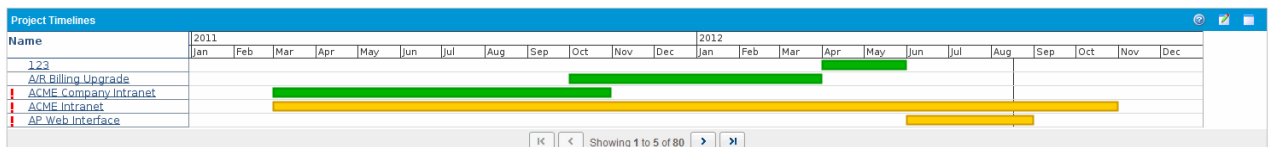
Project Health Pie Chart



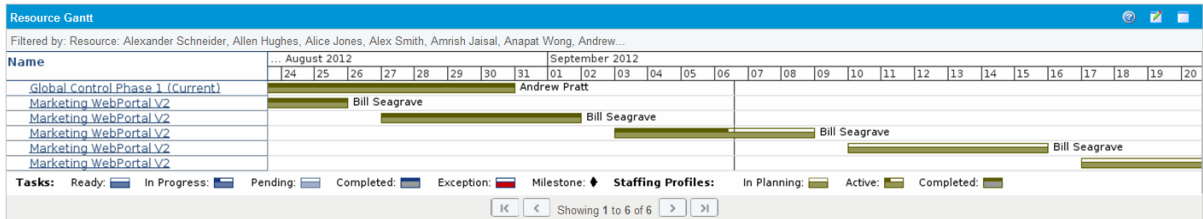
Project List

Project List										
Name ▲	Project No	Work Plan % Complete		Status	Planned Start	Planned Finish	Project Manager			
 123	34126			In Planning	April 2012	May 2012	Admin User			
 A/R Billing Upgrade	31781			Detailed Project Definition	October 2011	March 2012	Joseph Banks			
 ACME Company Intranet	30600	0%	<input type="text"/>	Active	March 2011	October 2011	Bev Bailey			
 ACME Intranet	30608	1%	<input type="text"/>	Assign Project Manager	March 2011	October 2012	Bev Bailey			
 AP Web Interface	31661	0%	<input type="text"/>	Detailed Project Definition	June 2012	August 2012	Joseph Banks			
 Export to Excel										
						Showing 1 to 5 of 78				







Project Timelines



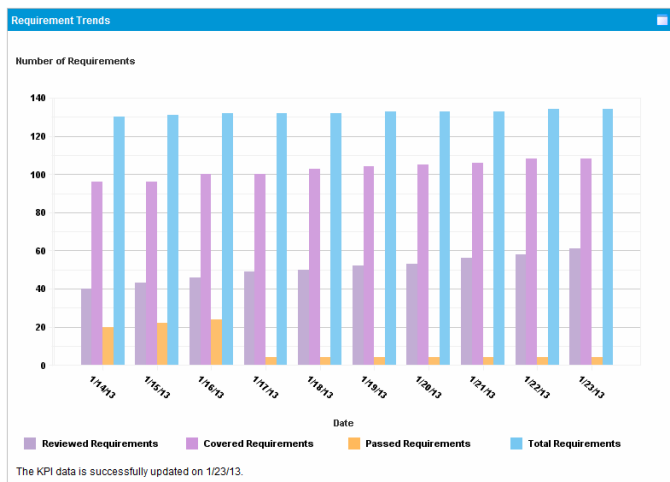
Resource Gantt



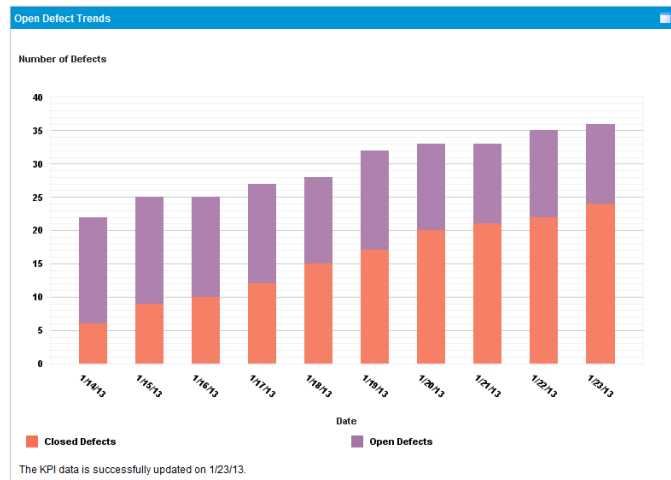
Summary Task List

Summary Task List					
Name ▲	% Complete	Status	Sched Start	Sched Finish	
 ACME Intranet	1% <div><div></div></div>	Active	5 maart 2010	21 mei 2010	
 AP Web Interface	0% <div><div></div></div>	Active	8 augustus 2011	24 oktober 2011	
 APO - Pilot	86% <div><div></div></div>	Active	3 oktober 2011	23 december 2011	
 Analysis	0% <div><div></div></div>	Active	9 januari 2007	19 februari 2007	
 Benutzerakzeptanz Tests	0% <div><div></div></div>	Active	17 september 2012	18 september 2012	
 Export to Excel					
			Showing 1 to 5 of 195		

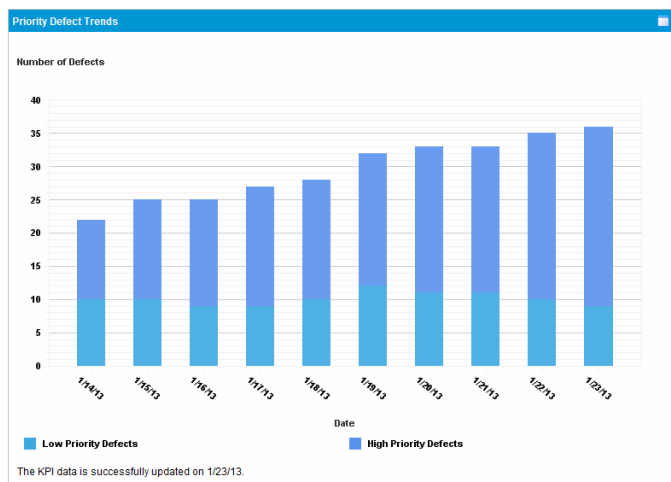
Requirement Trends



Open Defect Trends



Priority Defect Trends

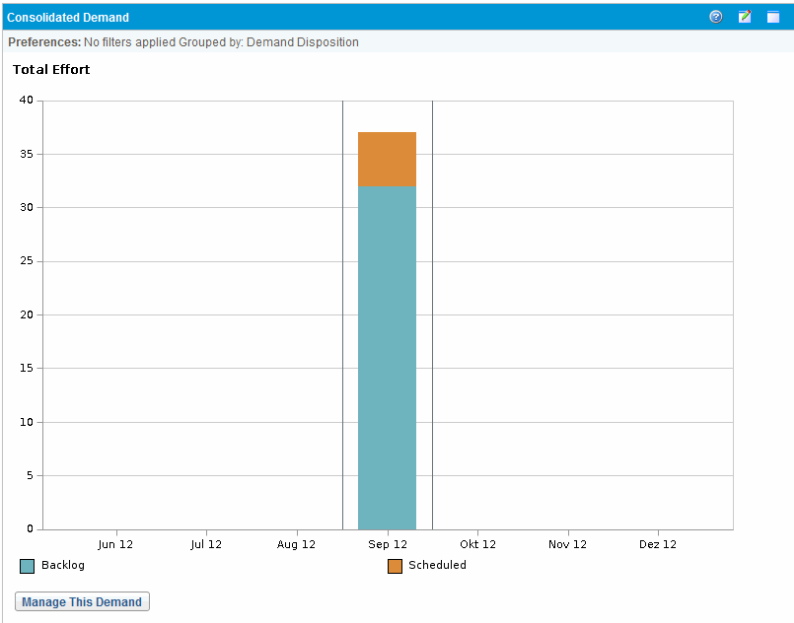


Project Quality Scorecard

Project Quality Scorecard																
Scorecard Release 10.5 --QA (No Target Values)																
	Launch				Web Portal Integration				Code Freeze				Release to Production			
	Affiliated Tests	Automated Tests	Covered Requirements	Reviewed Requirements	Active Defects	Passed Tests	Tests Executed	Defects Fixed per Day	Passed Requirements	Rejected Defects	Severe Defects	Tests Executed	Defects Fixed per Day	Passed Requirements	Severe Defects	Tests Executed
Booking System - New Booking Options	255	20 %	95 %	100 %				2	95 %	10 %	1	100 %	0	100 %	1	100 %
Online Recurring Booking Service	248	17 %	100 %	100 %	9	95 %	100 %	2	95 %	6 %	0	100 %	0	100 %	0	93 %
Reservation Extension Service	255	17 %	100 %	100 %	9	98 %	100 %	2	95 %	5 %	0	100 %	0	100 %	0	100 %
Self Service Profile Management	250	20 %	98 %	100 %	9	100 %	100 %	2	95 %	7 %	0	100 %	0	100 %	0	100 %
* Data updated to: 7/11/10 6:00:00 AM. KPIs are calculated at predefined hours on a daily basis. KPI calculations end when a milestone reaches its due date.																
Go to scorecard in Application Lifecycle Management																

Requests Category

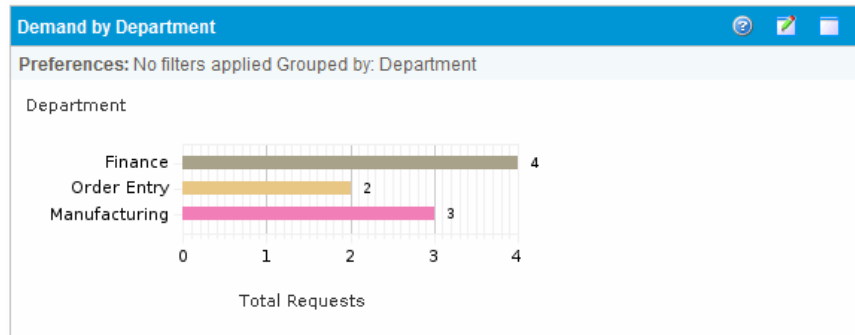
Consolidated Demand



Demand by Category











This example of a Demand by Category portlet is a Demand by Department portlet. The portlet preferences include many other options for grouping and displaying demand.



Demand List

Demand List							
Preferences: Filtered by: Demand this month							
Request #	Request Type Name	Description	Status	Priority	Assigned To User	Assigned to User Name	Assigned To Group
30539	DEM - Application Bug	Portal Link Error	On Hold	Normal	30195	osDEVa7	
30542	DEM - Application Enhancement	Need to work on Transaction Interface	New	Critical	30257	osDEVa4	
30537	DEM - Application Bug	Advanced search does not work	On Hold	Low	30257	osDEVa4	
30871	DEM - Application Bug	Page Navigation error	On Hold	High	30257	osDEVa4	
30536	DEM - Application Bug	Date on the line items become null on refreshing the screen	New	Critical	30257	osDEVa4	
Export to Excel							
Showing 1 to 5 of 23							

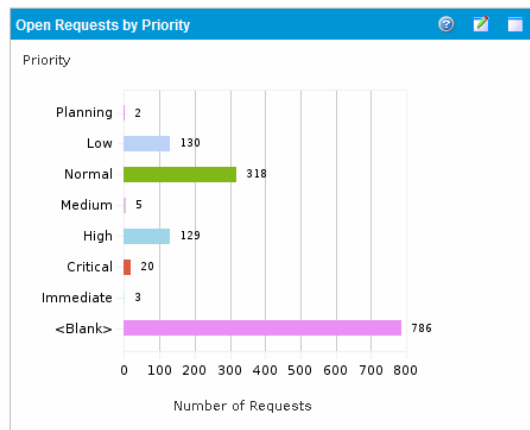
Issue List

Issue List								
Project ▲	Issue #	Priority	Escalation Level	Status	Description			
APO - Pilot	30317	High	Project	Pending Closure	Patch release expected two weeks before GA			
APO - Pilot	30317	High	Project	Pending Closure	Patch release expected two weeks before GA			
APO - Pilot	30320	Low	Project	Open	Need to clear non-budgeted travel expenses			
APO - Pilot	30310	Normal	Program	Open	Several additional languages in user community found duri...			
APO - Pilot	30310	Normal	Program	Open	Several additional languages in user community found duri...			
 Export to Excel								Showing 1 to 5 of 45
								

My Requests

My Requests						
Req #	Req Type	Description	Status	Assigned To	Priority	Created By
30209	Project Issue	Siebel QA server needs disk space	New		High	Admin User
30210	Project Issue	PeopleSoft training server setup	New		High	Admin User
30211	Project Issue	SAP ITS server is down	New		Normal	Admin User
30212	Project Issue	Delivery of new hardware is late	New		High	Admin User
30213	Project Issue	PeopleSoft training server setup	New		Low	Admin User
Export to Excel ◀ < Showing 1 to 5 of 200 > ▶						

Open Requests by Priority



Program Risk List

Program Risk List					
Project ▲	Risk #	Probability	Impact Level	Status	Description
APO - Pilot	30146	Unlikely [0-40%]	High	New	Patch release incompatibility with desktop publ...
APO - Pilot	30161	Unlikely [0-40%]	Medium	New	Hiring freeze - need additional resources to fi...
APO - Pilot	30144	Likely [41-80%]	Low	New	Glitches in building move during testing
APO - Pilot	30141	Likely [41-80%]	Medium	New	Hardware Procurements is delayed by Vendor
APO - Pilot	30142	Likely [41-80%]	High	New	Key business stakeholder has left organization.
Export to Excel ◀ < Showing 1 to 5 of 16 > ▶					

Program Scope Change List

Program Scope Change List					
Project ▲	Scope Change #	Severity	Change Request Level	Status	Description
APO - Pilot	30438	Medium	Level 1	New	Please add this report
APO - Pilot	30440	Medium	Level 2	In Review	Oracle 11i upgrade impacts
APO - Pilot	30439	High	Level 2	New	PeopleSoft upgrade requires additional interfaces
Billing Systems Integration	30393	Low	Level 1	New	Oracle upgrade requires additional testing
Billing Systems Integration	30397	Critical	Level 2	New	PeopleSoft upgrade requires additional interfaces
Export to Excel					
Showing 1 to 5 of 12					

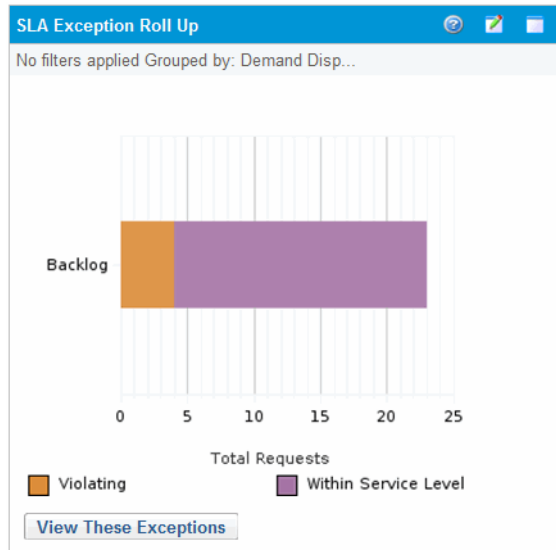
Request List

Request List			
Req #	Request Type	Description	Status
30712	PFM - Project		Detailed Project Definition
30609	Project Issue	test issue	New
30608	PFM - Project		Assign Project Manager
30600	Project Details		Active
30574	Project Details		In Planning
Export to Excel			
Showing 1 to 5 of 200			

Request Summary

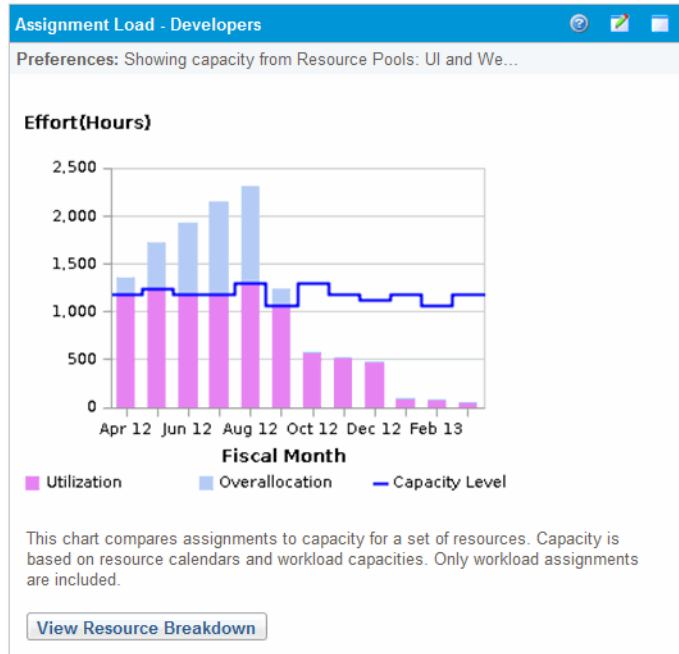
Request Summary	
Priority	# of Reqs
Planning	2
Low	130
Normal	318
Medium	5
High	129
Export to Excel	
Showing 1 to 5 of 8	

SLA Exception Roll Up

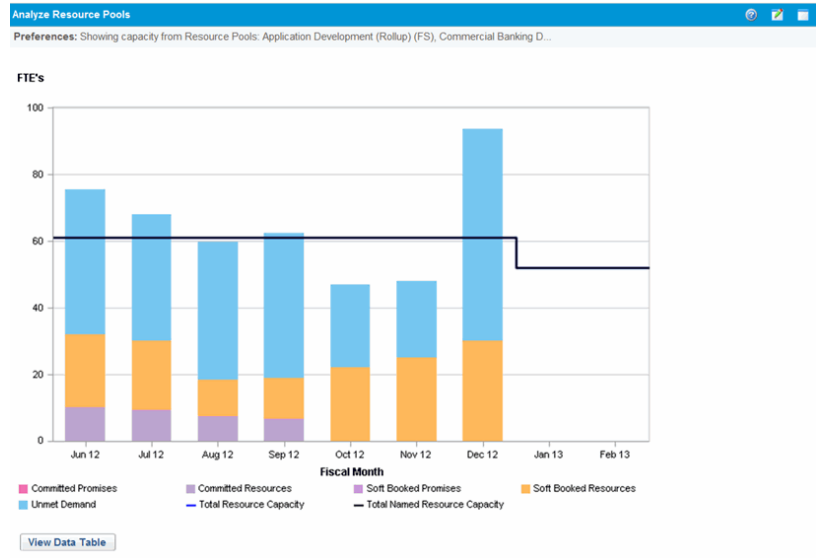


Resource Management Category

Analyze Assignment Load



Analyze Resource Pools



Resource Pool List

Resource Pool List		
Preferences:		
Resource Pool ▲	Resource Pool is for	Pool Manager
Application Development (Rollup) (FS)	Organization Unit: Application Development (FS)	Kim Song
Commercial Banking Development - Team 1 (AMS) (FS)	Organization Unit: Commercial Banking Development - Team 1 (AMS) (FS)	Kim Song
Commercial Banking Development - Team DR (AMS) (FS)	Organization Unit: Commercial Banking Development - Team DR (AMS) (FS)	Joseph Banks
Current Portfolio (ITFM R2)		Jonathan Kaplan
Global		
Export to Excel OK < Showing 1 to 5 of 30 > >>		

Resource Request Portlet

Resource Request Portlet										
Preferences:										
Staffing Profile ▲	Resource Pool	Position	Position Status	Response Needed By	Start Date of Unm...	End Date of Unmet...	Total Unmet Hours	Unmet Range Start	Unmet Range End	Unmet Range Hours
ACME Company Intranet		Architect	New		1-3-10	31-12-10	1,728	12-8-12	19-8-12	0
ACME Company Intranet		Business Analyst	New		2-3-09	29-12-09	1,704	12-8-12	19-8-12	0
ACME Intranet		Business Analyst	New				0	12-8-12	19-8-12	0
ACME Project StreamPath		Architect	New		1-8-12	30-11-12	180,4	12-8-12	19-8-12	21
ACME Project StreamPath		Application Designer	New		2-7-12	28-9-12	1,007,2	12-8-12	19-8-12	76,4
Export to Excel					⏪	⏩	Showing 1 to 5 of 200			

Staffing Profile List

Staffing Profile List						
Preferences:						
Staffing Profile	Staffing Profile ...	Workload Category	Manager	Status ▲	Start	Finish
APO - Pilot	Project APO - Pilot		Ronald Steel; Joseph Banks	Active	Oc...	Ja...
Billing Systems Integration Project	Project Billing Systems In...		Joseph Banks	Active	Ja...	Se...
SFA Mobile	Project SFA Mobile	Strategic Projects	Nicole Smith	Active	Oc...	Ma...
Global Control Phase 1 (Current)	Project Global Control Pha...	Strategic Projects	Joseph Banks	Active	Se...	De...
VQM Demo	Project VQM Demo		Admin User	Active	Ju...	Ju...
Export to Excel			⏪	⏩	Showing 1 to 5 of 119	

Time Management Category

Approve Time Sheets

Approve Time Sheets

Preferences: Previous Time Periods to Show: 1; Time Sheet Line Status: Submitted; Show Time Sheets: Both with ...

Resource	Time Period - Time Sheet # ▼	Status	Manager	Time to Approve	Total Time	Approvable Line Costs
<input type="checkbox"/> Andy Madison	9/1/12 - 9/30/12 - 1	Submitted	Kim Song	32 (Hours)	209.6 (Hours)	\$3,040.00

☐ Check all

Showing 1 to 1 of 1

My Tasks

My Tasks

Preferences: Project - Whirlwind project, Tasks ready for my action;

Use Time Sheet: Joseph Banks - 8/13/12 - 8/19/12

Actual Start	Actual Finish	Actual Effort (hrs)	% Complete
◆ Requirements Validated Task is In Progress; Scheduled: 8/13/12 - 8/16/12 (4 days) ⚠ Whirlwind project			
8/13/12 <input type="text"/>	<input type="text"/>	50.00	30 <input type="text"/>

Showing 1 to 1 of 1

My Time Sheets

My Time Sheets

Time Sheet # - Period	Description	Status
1 - 9/10/12 - 9/16/12	Joseph Banks - 9/10/12 - 9/16/12	Unsubmitted
1 - 9/3/12 - 9/9/12	Joseph Banks - 9/3/12 - 9/9/12	In Rework

Showing 1 to 2 of 9

My Work Items

My Work Items

Item Type	Item Set	Work Item	Description	Period Type	Current Period	Current Budget	All Periods
Task	ERP Mater...	Prototype...	ERP Materials Management Up...	Semi-Monthly	0.00 (Hours)	0.00 (Hours)	0.00 (Hours)

Showing 1 to 1 of 1

4 HP-Supplied Request Types

The following table lists the request types provided as part of PPM Center. Availability depends on having the applicable licenses and products.

In the table, the subheadings are alphabetized categories, and the request types are alphabetized within each category. The table indicates which request types are available in two categories, and such request types are described in more detail in the first of the two categories.



To edit any request type, you must have the Demand Mgmt: Edit Request Types access grant.

Request Type Name	Description
Application Lifecycle Management-related (Availability requires installation of ALM software.)	
ALM - Defect Template with Quality Center Integration	Request used by ALM in conjunction with the ALM - Defect Template with Quality Center Integration workflow to implement integration between PPM Center and HP Quality Center.
ALM - Release Management	Request used by ALM in conjunction with the ALM - Release Request workflow to address releases in a manner consistent with the ITIL Release Management process.
ALM - Request For Change (RFC)	Request used by ALM in conjunction with the ALM - Request For Change workflow to address requests in a manner consistent with the ITIL Change Management process.
Best Practices category	
DEM - Application Bug	Request for reporting problems in current IT applications.
DEM - Application Enhancement	Request for new functionality in current IT applications.
DEM - Database Refresh	Request for refreshing the database for all IT operations applications in the testing phase. Standard IT operations service levels apply.
DEM - Initiative	Request for key projects for future quarters.
PFM - Asset	Request to create an asset, such as a production application, resulting from completion of a project in the current portfolio. Also available for the Portfolio Management category.
PFM - Project	Request to start an approved project (after its approval as a proposal) in the current portfolio. Also available for the Portfolio Management category.

Request Type Name	Description
PFM - Proposal	Request to propose a new project to be approved and added to the portfolio. Also available for the Portfolio Management category.
Program Issue	Request for logging program issues.
Program Risk	Request for logging program risks.
Project Issue	Request for logging a project issue.
Project Risk	Request for adding project risk information.
Project Scope Change Request	Request for a project scope change.
Foundation category	
Bug	Request for logging a bug.
Enhancement	Request for an enhancement.
Generic Request	Request for general purpose request tracking.
Project Details	Request for adding project details.
Portfolio Management category	
PFM - Asset	See PFM - Asset on page 72 in the Best Practices category.
PFM - Project	See PFM - Project on page 72 in the Best Practices category.
PFM - Proposal	See PFM - Proposal on page 73 in the Best Practices category.

5 HP-Supplied Workflows

The following table lists the workflows provided as part of PPM Center. Availability depends on having the applicable licenses and products.

In the table, the subheadings are alphabetized categories, and the workflows are alphabetized within each category. The table indicates which workflows are available in two categories.



To edit any workflow, you must have the Config: Edit Workflows access grant.

Workflow Name	Description
Application Lifecycle Management-related (Availability requires installation of ALM software. Subworkflows are not listed.)	
ALM - Change Migration	Workflow to migrate changes from the DEV environment to the TEST environment and from the TEST environment to the LIVE environment.
ALM - Defect Template with Quality Center Integration	Workflow that includes execution steps to create a defect or requirement in Quality Center when PPM Center and Quality Center are integrated.
ALM - Release Distribution	Workflow used to control distribution among environments of a release that consolidated multiple changes.
ALM - Release Request	Workflow used to control the sequence of approvals, decisions, and actions that a release request follows over its lifecycle, including initial planning, creation of the release, aggregation of the packages for the requests for change (RFCs) into the release, and automated deployment of all the packages into TEST and LIVE environments.
ALM - Request For Change	Workflow used to control the sequence of approvals, decisions, and actions by which an RFC is processed over its lifecycle.
Best Practices category	
DEM - Bug Request	Workflow to enable mature bug fix process.
DEM - Database Refresh	Workflow to refresh development or QA databases.
DEM - Enhancement Request Process	Workflow to request mature enhancement process.
DEM - Project Initiative Process	Workflow to initiate approval for an IT project.

Workflow Name	Description
Issue Management Process	Workflow for managing issues.
PFM - Asset	Workflow for asset. Also available for the Portfolio Management category.
PFM - Project	Workflow for project. Also available for the Portfolio Management category.
PFM - Proposal	Workflow for proposal. Also available for the Portfolio Management category.
Program Risk Management Process	Workflow for program risk management.
Risk Management Process	Workflow for project risk management.
Scope Change Request Process	Workflow for scoping change requests.
Foundation category	
Bug Request Type	Workflow for bug fix request type.
Dev -> Test -> Multiple Prods	Workflow for migrating code from development to multiple production environments.
Dev -> Test -> Prod	Workflow for migrating code from development through production.
Project Process	Workflow for project management.
Portfolio Management category	
PFM - Asset	Workflow for asset. Also available for the Best Practices category.
PFM - Project	Workflow for project. Also available for the Best Practices category.
PFM - Proposal	Workflow for proposal. Also available for the Best Practices category.

