

HP Asset Manager

Software version: 9.32

Release Notes

Document Release Date: 18 December 2012
Software Release Date: December 2012



Legal Notices

Copyright Notices

© Copyright 1994-2012 Hewlett-Packard Development Company, L.P.

Restricted Rights Legend

Confidential computer software.

Valid license from HP required for possession, use or copying.

Consistent with FAR 12.211 and 12.212, Commercial Computer Software, Computer Software Documentation, and Technical Data for Commercial Items are licensed to the U.S. Government under vendor's standard commercial license.

Warranty

The only warranties for HP products and services are set forth in the express warranty statements accompanying such products and services.

Nothing herein should be construed as constituting an additional warranty.

HP shall not be liable for technical or editorial errors or omissions contained herein.

The information contained herein is subject to change without notice.

For information about third-party and/or open source license agreements, or to view open source code, use one of the following ways:

- In the `ThirdParty` directory of the Asset Manager installation CD-ROM
- In the directories in which the binary files of the third-party and/or open source tools are located after installation of Asset Manager.
- Through the component's url indicated in the Asset Manager **Open Source and Third-Party Software License Agreements** guide

Trademark Notices

- Adobe®, Adobe logo®, Acrobat® and Acrobat Logo® are trademarks of Adobe Systems Incorporated.
- Corel® and Corel logo® are trademarks or registered trademarks of Corel Corporation or Corel Corporation Limited.
- Java is a registered trademark of Oracle and/or its affiliates.
- Microsoft®, Windows®, Windows NT®, Windows® XP, Windows Mobile® and Windows Vista® are U.S. registered trademarks of Microsoft Corporation.
- Oracle® is a registered trademark of Oracle Corporation and/or its affiliates.
- UNIX® is a registered trademark of The Open Group.

Acknowledgements

This product includes software developed by the Apache Software Foundation (<http://www.apache.org/> [<http://www.apache.org/>]), which is Copyright © The Apache Software Foundation. All rights reserved.

This product includes software developed by The OpenLDAP Foundation, which is Copyright ©, The OpenLDAP Foundation, Redwood City, California, USA. All Rights Reserved. OpenLDAP® is a registered trademark of the OpenLDAP Foundation.

This product includes software developed by the OpenSSL Project for use in the OpenSSL Toolkit (<http://www.openssl.org/>), which is Copyright © The OpenSSL Project. All rights reserved.

This product includes software developed by the OpenSymphony Group (<http://www.opensymphony.com/>), which is Copyright © The OpenSymphony Group. All rights reserved.

This product includes code licensed from RSA Data Security.

This product includes software developed by the JDOM Project (<http://www.jdom.org/>), which is Copyright © Jason Hunter & Brett McLaughlin. All rights reserved.

Table of Contents

Foreword	7
Chapter 1. In this version	9
Changes introduced in version 9.32	9
Changes introduced in version 9.31	17
Changes introduced in version 9.30	18
Changes introduced in version 5.22	28
Changes introduced in version 5.21	30
Changes introduced in version 5.20	34
Chapter 2. Updates to this guide	49
Chapter 3. Installation notes	51
Saving time when installing client machines	51
Upgrading a beta version of Asset Manager 9.32	52
Upgrading a previous version of Asset Manager	52
Updating Asset Manager version 5.10 or later	53
Supported DBMSs	54
Environments, platforms and software: End of support	55
Product compatibility	55
Creating the database / License key	55
Demonstration database	56

Chapter 4. Enhancements and fixes	57
Enhancements and fixes introduced in version 9.32	163
Enhancements and fixes introduced in version 9.31	163
Enhancements and fixes introduced in version 9.30	163
Enhancements and fixes introduced in version 5.22	118
Enhancements and fixes introduced in version 5.21	142
Enhancements and fixes introduced in version 5.20	163
Enhancements and fixes introduced in version 5.12	184
Enhancements and fixes introduced in version 5.11	210
Enhancements and fixes introduced in version 5.10	212
Enhancements and fixes introduced in version 5.03	219
Enhancements and fixes introduced in version 5.02	221
Enhancements and fixes introduced in version 5.01	225
Enhancements and fixes introduced in version 5.00	228
Chapter 5. Known problems, limitations, and workarounds	233
General / database limitations	233
Web client	238
Web services	242
Chapter 6. Related documentation	245
Asset Manager reference documents	245
Chapter 7. Support	261
HP Software support Web site	261
Limited responsibility clause	262
Chapter 8. Open Source and Third-Party Software License Agreements	263

List of Tables

1.1. Tables that can be read/written by guest users	12
1.2. Tables that can be read/written by guest users in certain conditions	16
3.1. Upgrading a previous version of Asset Manager - Operations to perform	52

Foreword

This document gives you a preview of the changes that have been made to Asset Manager in version 9.32. It contains important information, some of which may not be included in the product's main guides or in the product's online help.

1 In this version

This chapter summarizes the main changes that have been made to Asset Manager compared to version 5.20.

For more information concerning these new functions, refer to the guides provided with Asset Manager, as referenced.

Changes introduced in version 9.32

Upgrade of Autopass

The Autopass that is built into Asset Manager is upgraded to version 6.0.2. Benefiting from this upgrade, you do not have to install the 32-bit JDK to run Autopass in a 64-bit operating system.

Wizard performance improvement

The rendering performance of wizards has been improved by 50 percent on the Web client.

HP Instant-on license

HP Instant-on license is added in Asset Manager 9.32. To connect to the Asset Manager database, you will require HP AutoPass License Keys. If HP AutoPass does not find a License Key, Asset Manager can be automatically activated with a built-in Instant-on license when the first time you open Asset Manager Application Designer. This Instant-on license expires after 60 days and cannot be reused.

Simplification of the migration process

The migration process of Asset Manager has been considerably simplified. Refer to the latest version of Asset Manager Migration Guide (AM932-Migration-EN.pdf) for more information. Note that it is only available in English.

 Note:

Asset Manager versions earlier than 5.10 are no longer supported and cannot be directly migrated to the latest version. You must migrate an old version to version 5.10~9.31, and then migrate it to the latest version. Therefore, the installation package of Asset Manager 9.32 also contains the previous migration manual (AM930-Migration-<language>.pdf), which can be used to migrate an old version to 5.10~9.31.

The "Overriding" feature

The "Overriding" feature allows you to override and customize system actions (scripts or wizards) delivered with Asset Manager.

For example, if you want to modify the functionality of the **Ticket Closure** action, you can simply duplicate the existing system action **Ticket Closure** into a new action **My Ticket Closure**, modify the duplicated action, and then configure the default **Ticket Closure** action to be overridden by **My Ticket Closure**. After you do this, every time you launch the **Ticket Closure** action, the customized action **My Ticket Closure** will be run instead of the default action.

This feature is completely transparent to the users. If you override a system action with a customized action, the action name on the client menu will not be changed, though the actual executed action is the customized one.

 Note:

The "Overriding" feature is only available on the Windows client.

To use this feature, follow these steps:

- 1 On the **Tools** menu, point to **Actions**, and then click **Edit**, the **Detail of Action** window pops up.
- 2 Select an action, the **Overridden By** combo box is available in the right pane.
- 3 Open the **Overridden By** combo box, you will see all customized actions that can be used to override the selected system action. Select the expected action, and save the change.

 **Note:**

The customized action must have no context table or have the same context table as the system action. Otherwise, an error will occur. In addition, after you override an action, the customized actions domain cannot be changed.

The support matrix is updated

The following products are now supported:

- Internet Explorer 9
- JDK 7
- DB2 version 10
- Firefox ESR 10.0.x (x>=7)
- SQL Server 2012
- Tomcat 7.0

Database scheme change

The sizes of some fields in the Asset Manager database are increased so that they can save complete data sent from HP UCMDB. The detailed changes are as follows:

Table	Field name	Previous size	New size
amComputer	Name	40	256
amComputer	WorkGroup	40	256
amPortfolio	Folder	128	256
amAsset	SerialNumber	36	128
amModel	Name	80	128
amCompany	Name	30	128
amSoftInstall	Folder	128	256
amSoftInstall	TechnicalInfo	128	256
amBrand	Name	64	128
amEmplDept	UserName	100	128

Table	Field name	Previous size	New size
amEmplDept	UserDomain	100	128
amBrand	FullName	N/A	512
amComputer	FullName	N/A	512
amModel	FullName	N/A	512

Two tables are added

The **amMonitoredApp** and **amMonSWComp** tables are added to support the upcoming version of the SAM package.

OOB tables that can be accessed by guest users

A guest user can only access some specific OOB tables. In Asset Manager 9.32, the user right for guest users has been changed as follows:

Table 1.1. Tables that can be read/written by guest users

SQL name of the table	Read access	Write access
amAbsence	X	
amAccessRestr	X	
amAction	X	
amActionMemo	X	
amAdjustment	X	
amAggregation	X	
amAssetRent	X	
amAstCntrDesc	X	
amAstProjDesc	X	
amAstRntExpLin	X	
amBrand	X	
amBudgCenter	X	
amBudgClass	X	
amBudget	X	
amBudgetCategory	X	
amBudgLine	X	
amCalcField	X	
amCatalog	X	
amCatProduct	X	
amCatRef	X	
amCbkStoredEvent	X	X
amClientResource	X	
amCMTargetTask	X	
amCntrEmpl	X	X
amCntrProjDesc	X	
amCntrRent	X	

SQL name of the table	Read access	Write access
amCntrRntExpLin	X	
amCnxType	X	X
amComment	X	X
amCompany	X	
amConnection	X	X
amContact	X	
amContract	X	
amCostCategory	X	
amCostCenter	X	
amCounter	X	X
amCountry	X	
amCRType	X	
amCurRate	X	
amCurrency	X	
amDashboardItem	X	
amDecisionTree	X	
amDeprScheme	X	
amDocBlob	X	X
amDocument	X	X
amDownTimePeriod	X	
amEmplGroup	X	
amEmplProjDesc	X	
amEntitlement	X	
amEscalScheme	X	
amEscSchLevel	X	
amESDComputerTask	X	
amESDDelivMethod	X	
amESDPackage	X	
amESDTask	X	
amExpenseLine	X	X
amExtensionCard	X	
amFDView	X	
amFieldAdjust	X	
amFieldAdjustTempl	X	
amFinancialYear	X	
amFixedAsset	X	
amFloorPlan	X	
amFloorPlanPos	X	
amFuncDomain	X	
amFuncRight	X	
amFVExpenseLine	X	X
amFYDivision	X	
amHelp	X	
amHelpMemo	X	
amHistory	X	X
amImage	X	X
amInventModel	X	

SQL name of the table	Read access	Write access
amInvoice	X	
amInvoiceLine	X	
amItemizedList	X	
amItemListVal	X	
amItemReceived	X	
amKnowlBase	X	X
amLicType	X	
amLoan	X	
amLoanPayment	X	
amLocation	X	
amLogicalDrive	X	
amLoginSlot	X	X
amLossValLine	X	
amLossValRate	X	
amLossValRule	X	
amMail	X	X
amMasterProfile	X	
amModel	X	
amModelPort	X	
amModelSlot	X	
amModelSoftInfo	X	
amNature	X	
amNetworkCard	X	
amNews	X	
amPasswordHist	X	
amPCard	X	
amPCardType	X	
amPeriod	X	
amPhoneFeat	X	
amPhoneFeatTpl	X	
amPhysicalDrive	X	
amPKFT	X	
amPOrdLine	X	
amPort	X	
amProblemClass	X	
amProdClassCode	X	
amProdOption	X	
amProfile	X	
amProject	X	
amQuery	X	
amReceipt	X	
amReceiptLine	X	
amRelAggregNature	X	X
amRelAstReplReq	X	X
amRelCalcFeat	X	X
amRelCatalogClients	X	X
amRelCatalogSuppliers	X	X

SQL name of the table	Read access	Write access
amRelCCatClass	X	
amRelCountLic	X	X
amRelCountSoft	X	X
amRelEmplEntitl	X	X
amRelEmplGrp	X	X
amRelEmplGrpCntr	X	X
amRelEntitlContract	X	X
amRelEntitlLoc	X	X
amRelEntitlPortf	X	X
amRelEntitlReq	X	X
amRelEscSchLoca	X	X
amRelEscSchSev	X	X
amRelFDViewAction	X	X
amRelFDViewReport	X	X
amRelFDViewStatis	X	X
amRelFixedAsset	X	X
amRelFRProfile	X	X
amRelGrpLoca	X	X
amRelGrpPbClass	X	X
amRelItemAlarmTrig	X	X
amRelLoanAstSel	X	X
amRelLoanPayExpLin	X	X
amRelModelCompat	X	X
amRelModelEntitl	X	X
amRelNewsGrp	X	X
amRelPOrdReq	X	X
amRelPortfReql	X	X
amRelPortfUsers	X	X
amRelProfileRight	X	X
amRelRestrProfile	X	X
amRelSlotTypeModel	X	X
amRelSuppPCardType	X	X
amRelTermLoc	X	X
amRelTickAlarmTrig	X	X
amRelWfActivAct	X	X
amRelWOItems	X	X
amReport	X	
amReservation	X	
amReturnEnv	X	
amRightsUsesCount	X	
amScriptLibrary	X	
amSeverity	X	
amSloLine	X	
amSlot	X	
amSlotType	X	
amSoftLicCounter	X	
amStatistic	X	

SQL name of the table	Read access	Write access
amStdConditions	X	
amStdCondSets	X	
amStock	X	
amStockRule	X	
amSysConfig	X	X
amTaxFormula	X	
amTaxJuris	X	
amTaxRate	X	
amTaxType	X	
amTenant	X	
amThirdParty	X	
amTimeZone	X	
amTraining	X	
amUnit	X	
amUserRight	X	
amViewDef	X	
amWfActivAlarm	X	X
amWfActivity	X	
amWfEvent	X	X
amWfInstance	X	X
amWfOccurEvent	X	X
amWfOrgRole	X	
amWfScheme	X	
amWfSyncPoint	X	X
amWfSysActiv	X	
amWfTransition	X	
amWfUserChoice	X	
amWfWorkItem	X	X
amWkEvtScript	X	
amWorkCalendar	X	

Table 1.2. Tables that can be read/written by guest users in certain conditions

SQL name of the table	Read condition	Write condition
amAsset	Unconditional read access	CurrentUserId() IN (PortfolioItem.User,PortfolioItem.User.Supervisor)
amComputer	Unconditional read access	CurrentUserId() IN (Portfolio.User,Portfolio.User.Supervisor)
amDelegation	CurrentUserId() IN (Employee, StandIn)	CurrentUserId() IN (Employee, StandIn)
amEmplDept	Unconditional read access	CurrentUserId()=lEmplDeptId
amMonitor	Unconditional read access	CurrentUserId() IN (PortfolioItem.User,PortfolioItem.User.Supervisor)

SQL name of the table	Read condition	Write condition
amMonitored-App	Unconditional read access	CurrentUserId() IN (MonParentPortfolio.User,MonParentPortfolio.User.Supervisor)
amMonSW-Comp	Unconditional read access	CurrentUserId() IN (MonApp.MonParentPortfolio.User,MonApp.MonParentPortfolio.User.Supervisor)
amPhone	Unconditional read access	CurrentUserId() IN (PortfolioItem.User,PortfolioItem.User.Supervisor)
amPOrder	CurrentUserId() IN (Purchaser,Request.Requester,Request.User,Request.User.Supervisor)	No write access
amPortfolio	Unconditional read access	CurrentUserId() IN (User,User.Supervisor)
amReqLine	(CurrentUserId() IN (Request.Requester,Request.User,Request.User.Supervisor) AND Request.seStatus<>1) OR (Request.seStatus=1)	CurrentUserId() IN (Request.Requester,Request.User,Request.User.Supervisor)
amRequest	(CurrentUserId() IN (Requester,User,User.Supervisor) AND seStatus<>1) OR (seStatus=1)	CurrentUserId() IN (Requester,User,User.Supervisor)
amSIMCard	Unconditional read access	CurrentUserId() IN (Portfolio.User,Portfolio.User.Supervisor)
amSoftInstall	Unconditional read access	CurrentUserId() IN (Portfolio.User,Portfolio.User.Supervisor)
amTicket	CurrentUserId() IN (Assignee,Contact,Contact.Supervisor)	CurrentUserId() IN (Assignee,Contact,Contact.Supervisor)
amTicketHist-Line	(CurrentUserId()=Ticket.Contact.Parent.Supervisor OR CurrentUserId()=Ticket.Contact)	(CurrentUserId()=Ticket.Contact.Parent.Supervisor OR CurrentUserId()=Ticket.Contact)
amViewTenant	CurrentUserId() IN (User)	No write access
amWorkOrder	CurrentUserId() IN (Requester,Requester.Supervisor,Technician)	CurrentUserId() IN (Requester,Requester.Supervisor,Technician)

Changes introduced in version 9.31

Removal of SAM4BTO content

The SAM4BTO content is no longer provided with Asset Manager.

Removal of amComment table

The **amComment** table has been removed and the contents are scattered into corresponding tables. Therefore, the comment of a table no longer exists as a link, but a field instead.

Asset Manager scripts to write external files in Unicode

An option **Force Unicode text file** has been added in the **Edit/Option/Advanced Mode** menu of the Windows client to enable Asset Manager scripts to read/write text files in Unicode.

Overridden of system actions

An **Overridden By** option has been added in the **amAction** table to enable users to run the customized action instead of the system one.

Changes introduced in version 9.30



Asset Manager Web: enhancement

 **Note:**

To benefit from the improved performance and stability brought by the latest version of Oracle JDK, it is strongly recommended to use Oracle Java SE 6 Update 23 JDK or above with your Tomcat application server.

User interface

The Web client UI has been optimized to improve the user experience.

- The font, color and other aspects of the design style have been changed to bring a modernized and fresh Asset Manager Web interface.
- The  and  icons are moved to the upper-left of the Web client workspace.

Quick search of navigation links

The Web client provides a search engine on the toolbar to help you find a navigation link quickly instead of selecting it from the cascading navigation tree.

- ▶ the **User Interface** guide, chapter **First steps with Asset Manager**, section **Asset Manager workspace/ Tool bar** for the usage of the search engine.

Secured communication: two-way SSL authentication

Support of the Secure Sockets Layer (SSL) certificate verification has been added to secure the communication between the web browser and the application servers.

Asset Manager provides two levels of two-way SSL implementation. In level one, end users need to present their certificates as well as provide their login name and password to access the Web client. In Level two, they only need to have their certificate verified before logging in the Web client.

A new HP Connect-It scenario `sync_dn.scn` is introduced to help you import the end users' certificate DNs from the LDAP server, thereby ease the configuration process.

For the configuration details of the two levels of implementation, ► the **Web Implementation** guide, chapter **Implementing two-way SSL**.

Password refresh: changing expired password before logging in

When users attempt to log in the Asset Manager Web client with already expired passwords, they will be forced to refresh them before logging in.

For details, ► the **User Interface** guide, chapter **First steps with Asset Manager**, section **Change the password upon connecting to a database**.

Record list: selection cart functionality

Asset Manager Web client stores your selections on a record list in the selection cart. You can view the cart, remove your selections and operate on them. With selection cart functionality, records selected before applying a filter are stored for later use. This enables you to successively filter and select records from the filtered results.

For details, ► the **User Interface** guide, chapter **First steps with Asset Manager**, section **Record list/ Manipulate records in a list/ Web client: Selection cart**.

User rights

Support of assigning access rights for tables, fields and links in the **Rights** tab of the user rights detail screen (**Administration/ Rights/ User Rights** navigation menu).

For details, ► the **Administration** guide, chapter **Controlling access to the database**, section **Defining access conditions/ Defining user rights/ Editing user rights/ Web client**.

Functional rights

Support of assigning functional rights in the functional rights detail screen (**Administration/ Rights/ Functional Rights** navigation menu).

For details, ► the **Administration** guide, chapter **Controlling access to the database**, section **Defining access conditions/ Defining functional rights**.

Problem diagnosis and solving: more information in the Web Service log file

- Asset Manager provides more useful information in the Web Service log file when exception arises on any platform. This information can help you diagnose and solve the problems.
- In the case of an out-of-memory error on all platforms except HP-UX, the Web service log file will include the information of pending requests and the connection pool state before reporting the error.

Example:

```
ERROR - com.hp.ov.ac.ws.diagnostic.AmSessionManager - Potentially fatal
error occured. Dumping state:
Pending requests:
demo@/AssetManagerWebService/services/Head/Finance
Connection pool:
admin: state="active" idle="false"
demo: state="active" idle="false"

FATAL - com.hp.ov.ac.aop.AmWsThrowAdvice - java.lang.OutOfMemoryError:
Out of memory
```

Display of filters

The **Disable extended web filters** option has been added in the Asset Manager Application Designer to manage the display of the filters on the list screen on the Web client. This option is in the **List/Detail** tab of the screen detail of a table.

- When the option is selected, the **Filters...** drop-down list on the Web client only contains query filters and QBE.
- When the option is not selected, the **Filters...** drop-down list on the Web client contains all filters (including indexed fields, query filters and QBE).

By default, this option is not selected.


Display format of date and time

The date/time display format options have been added in the **Preference** pane of the Web client.

You can customize the date/time format by:

- Either selecting the wanted **Time format** and **Date format** respectively from the drop-down lists;
- Or, deselecting the **Synchronize pre-defined date format and time format automatically** option and entering the display format manually in the **DateTime format** field.



You can click  to find the recognized letters and patterns in the date/time format definition.

Connection slot

Connection slots are assigned to the users who access the database via the Web client; thus the **amLoginSlot** table (accessed by **Administration/ Connection/ Connection slots** navigation menu) reflects a clear and complete Asset Manager usage statistics.

► the **Administration** guide, chapter **Controlling access to the database**, section **Managing user connections** for details.

Multi-tenancy: new

The Asset Manager architecture has been updated to empower the user to manage assets in multi-tenancy environments.

For details, ► the Asset Manager **Multi-tenancy** guide.

For HP Connect-It's ability to insert multitenant data, refer to the Asset Manager support matrix.

Contract and supplier management: enhancements

- Now it is possible to evaluate a contract from the following aspects:
 - The efficiency and effectiveness of the procurement cycle of the contract
 - How timely are the assets under a contract delivered against their committed delivery time, as measured by the percentage of receipt lines delivered on time
 - What percentage of the received assets are returned to their supplier
 - The execution of maintenance type contracts
 - How timely are the work orders under a maintenance contract completed against their committed completion time

The results can be checked on the **Vendor performance** tab in the detail of the contract (**amContract** table).

- The same metrics can be used to evaluate the performance of suppliers. A supplier's performance is the average performance of all the contracts signed with the supplier.

The results can be checked on the **Vendor performance** tab in the detail of the supplier (**amCompany** table).

- A graphical view of contract performance and supplier performance is available through the dashboards which can be accessed using the **Asset lifecycle/ Vendor contract management/ Dashboards** navigation bar link.
- The following fields are added to the database structure:

Table	Field
amContract	Calendar (Calendar)
	Delivery time (tsLeadTime)
	Work order resol. time (tsWOREsolTime)
	Agreed delivery on time ratio (pDelivOnTimeRatioSLO)
	Actual delivery on time ratio (pDelivOnTimeRatioReal)
	Achiev. of Deliv. on time ratio SLO (pDelivOnTimeRatioSLOAchiev)
	Agreed return ratio (pReturnRatioSLO)
	Actual return ratio (pReturnRatioReal)
	Achiev. of return ratio SLO (pReturnRatioSLOAchiev)
	Agreed WO resol. on time ratio (pWOREsolOnTimeRatioSLO)
	Actual WO resol. on time ratio (pWOREsolOnTimeRatioReal)
Achiev. of WO resol. on time SLO (pWOREsolOnTimeRatioSLOAchiev)	
amCompany	Avg. achiev. of deliv. ontime SLO (pDelivOnTimeSLOAchiev)
	Avg. achiev. of return ratio SLO (pReturnRatioSLOAchiev)
	Avg. achiev. of WO resol. ontime SLO (pWOREsolOnTimeSLOAchiev)
amCatalog	Delivery time (tsLeadTime)
amPOrderLine	Committed Delivery Date (dtCommittedDeliv)

- For details, ► the **Contracts** guide, part **Utilization**, chapter **Creating a contract**, section **Measuring the performance of contracts and suppliers**.

Procurement: enhancements

The **Purchase request validation** (REQAPPR) workflow scheme is enhanced:

- Two sub-workflows are added:
 - Bypass validation workflow
This workflow enables the purchase request to be automatically approved without any of the validations required by the Full and Basic workflows.
 - Automatic request workflow
This workflow enables the purchase request to be automatically approved without any of the validations required by the Full and Basic workflows.
Plus, it automatically reserves portfolio items from stock and create purchase order for the remaining items.
- New fields have been added to support this functionality:

- **Bypass validation process** (amRequest.bAutoRequest): This field enables the purchase request to bypass approval processes.
- **Fulfill request with items from stocks automatically** (amRequest.bStockFullfill): When this field is enabled, the workflow automatically reserves portfolio items from stock and creates purchase order for the remaining items.
- **Source of request** (amRequest.ReqSource): This field is used to store the name of the system which integrates with Asset Manager to fulfill the procurement process.
- **Bypass purchase request validation** (amModel.bAllowAutoRequest): Only portfolios associated with a model which has this option enabled can be used to fulfill a purchase request which can skip various approval processes.
- For details, ► the **Procurement** guide, **General overview** part, **Requests** chapter, section **Procedures/ The purchase request validation workflow**.

Cloud computing infrastructure management: enhancements

Asset Manager now enables you to manage your virtual infrastructure and the client-resource relationship between them; thus prepares you to manage the services provided by the shared pool of computing resources. This functionality is accessed from the **Asset lifecycle/ IT services and virtualization/ Cloud computing/** functional domain.

As the services are often provided by aggregations of multiple portfolio items, a new concept IT component group (ITCG) is introduced. An ITCG is a special virtual PI representing a collection of PIs. In accordance with this management model, a new overflow table **IT Component Groups** (SQL name: amITCompGrpVI) is added in the database.

Furthermore, an **Aggregation** (SQL name: amAggregation) table is introduced to manage the dimensions of the computing resources that can be aggregated as "countable resources" (for example, the CPU count).

- the **Portfolio** guide, chapter **Cloud computing** for details.

Reconciliation: enhancements

- A new wizard has been introduced: **Manage reconciliation proposal batches for IT equipments...** (sysBatchManageRecon). The wizard provides the ability to:

- Display all reconciliation proposals according to the specified criteria. For example, the wizard allows you to display all proposals associated with a computer.
- Process reconciliation proposals in batch instead of record by record.
- Revert your changes to the proposals if needed.

For details, ► the **Reconciliation** guide, **Reconciliation process** chapter.

- A workflow **Delete overdue reconciliation proposals** (sysCoreDelOvRecProp) is added. The workflow periodically checks the records in the **amReconcProposal** table and purges those reconciliation proposals that have been in the **Obsolete** or **Invalid** status for more than one month.
- A best practice HP Connect-It scenario is provided with an HP Connect-It 9.2 patch that brings an enhanced business logic around creating new reconciliation proposals in Asset Manager.

Navigation menu revamp: enhancements

The navigation menu has been restructured to enhance the user experience in two dimensions:

- The asset management and operation information has been better organized to provide more intuitive accessibility.
- The size of the WSDL document has been decreased to reduce the time used to load the document.

SAP Crystal Reports solution upgrade

The SAP Crystal Reports (Designer) 2008 and SAP BusinessObjects Enterprise XI 3.1 are packed in the Asset Manager 9.32 version.

- the **Advanced use** guide, chapter **SAP Crystal Reports** to check out how to install the new version of SAP Crystal Reports (Designer) 2008/ SAP BusinessObjects Enterprise XI 3.1 and integrate them with Asset Manager or upgrade from the previous versions.

Introduction of Helpdesk functionalities as part of the Portfolio module: enhancements

The Helpdesk functionalities are introduced as part of the Portfolio module in Asset Manager 9.32.

This basic ticketing functionality is targeted for small and medium size customers for managing tickets related to their assets. The abilities to take calls, manage incidents, use a resolution tree and link incidents with work

orders are part of the Helpdesk functionality. This functionality is not ITIL compliant and is not designed for large environments.

Asset Manager 9.32 brings to Helpdesk the following enhancements:

- A **Self service** wizard (SQL name: sysHDSelfService) has been added to extend the usage of Helpdesk beyond the traditional Helpdesk team. Employees can create, view and close their own tickets without resorting to the Helpdesk operators/ assignees.
- The **Answer call** wizard (SQL name: sysHDCall) can be used by Web client users.
- Two new profiles (HD_technician, HD_operator) and two new roles (HD_engineer, HD_support_technician) are added.
- The following wizards have been optimized:
 - **Add work order** (SQL name: sysHDNewWorkOrder)
 - **Add a sub-ticket** (SQL name: sysHDNewSubTicket)
 - **Verification of ticket closure** (SQL name: sysHDVerifyClosure)
 - **Verify ticket** (SQL name: sysHDLaunchVerify)
 - **Ticket closure** (SQL name: sysHDClosure)
 - **On hold** (SQL name: sysHDonHold)

For a detailed description of the Asset Manager Helpdesk functionalities, ► the **Portfolio** guide.

Support for IPv6: new

Asset Manager can now work in the IPv6 network environment (including the environment where IPv6 and IPv4 co-exist).

Management of IPv6 information: enhancements

The Asset Manager database structure has been modified to support IPv6 addresses.

- The size of some fields has been enlarged to accommodate IPv6 addresses:
 - amComputer.TcpIpAddress
 - amNetworkCard.DefaultGateWay
 - amNetworkCard.DHCPServer
 - amNetworkCard.PrimaryWINS
 - amNetworkCard.SecondaryWINS
- The following fields have been added to the **amNetworkCard** table to store the IPv6 information in addition to the IPv4 information:
 - IPv6Address
 - IPv6SubnetPrefix

HP Connect-It DDMI-AM integration scenarios have been extended to integrate the IPv6 network information for DDMI managed network devices.

Asset Manager Application Designer: enhancements

A **Track modifier** option is added to the main screen of the Asset Manager Application Designer interface.

This option allows you to track who has modified a record in a particular table at what time and keep history of the information.

Messaging: enhancements

A new option **HTML format** is added to the **Messaging** tab of the message type actions. The option allows you to send Email messages (which use SMTP protocol) in HTML format.

Asset Manager Web: support for new third party product versions

- ◆ Support of HP Lightweight Single Sign-On (LW-SSO) 2.2 has been added

Platforms

■ **Support of Windows Server 2008 R2**

Asset Manager can be installed on the Windows Server 2008 R2 platform.

■ **Support of Citrix XenApp 6.0**

Asset Manager can be installed on the Citrix XenApp 6.0 Server. Users can interact with Asset Manager Windows client either in the Remote Desktop mode (via remote desktop session) or in the Shared application mode (via Citrix XenApp 6.0 Client or URL).

DBMS: Support of Microsoft SQL Server 2008 R2

The support of Microsoft SQL Server 2008 R2 has been added for the Asset Manager DBMS.

Service Asset and Configuration Management integration: changes

The components (HP Connect-It scenarios, UCMDB adapters, etc) required by the Service Asset and Configuration Management integration are no longer provided with the Asset Manager installation.

The Service Asset and Configuration Management solution is now released separately. For more information, refer to the solution website hosted on HP BSA Essentials Network at <https://h20095.www2.hp.com/>.

Software Asset Management: enhancements

- A maintenance contract can now be created on the fly from the license creation wizard.
- This version of Asset Manager provides the wizards, counters, reports, installation models and license models for managing license compliance of various Microsoft products.

The components are located in the **Asset lifecycle/ Software asset management/ SAM Best Practice** navigation tree entry.

If you want to better manage and control licensing compliance of software from other major software providers (like Oracle, Adobe), you can obtain the regularly updated Software Asset Management (SAM) Best Practice package from HP BSA Essentials Network at <https://h20088.www2.hp.com/>.

Integration with HP Discovery and Dependency Mapping Inventory: enhancements

This integration now supports the latest version of HP Discovery and Dependency Mapping Inventory: version 9.30.

Bundled products: changes

With the end of support for Microsoft SQL Server 2000, MSDE is no longer provided on the Asset Manager installation CD.

You can download Microsoft SQL Server Express 2005 or 2008 from the Microsoft website to use the Asset Manager demonstration database.

Compliances

Asset Manager 9.32 is validated to be compliant with the following Federal security mandates and standards:

- Federal Desktop Core Configuration (FDCC)

Asset Manager 9.32 has been validated on Windows XP and Windows Vista computers with FDCC security settings and verified as FDCC compliant, with the following limitation:

In the FDCC Vista environment, Windows Mail is not allowed to open. Asset Manager **Messaging** actions are affected because they use Windows Mail to send emails.

- Federal Information Processing Standards (FIPS) 140-2
Asset Manager 9.32 is FIPS 140-2 ready.
Stronger encryption is implemented in Asset Manager 9.32 for user passwords stored in the Asset Manager database. This encryption uses an implementation of OpenSSL and allows Asset Manager to be FIPS 140-2 ready.
-

Changes introduced in version 5.22

DBMS: support of Oracle 11g R2

The support of Oracle 11g R2 has been added on all platforms for the Asset Manager DBMS.

Platform: support of SUSE Linux Enterprise 11 Service Pack 1

The support of SUSE Linux Enterprise 11 Service Pack 1 has been added.

HP Data Center Infrastructure Management integration: enhancements

This integration now supports the latest version of HP Data Center Infrastructure Management, version 2.10 (Aperture VISTA 600 plus Aperture Integrated Resource Manager).

Asset Manager Web: revival of support for Internet Explorer 6.0

The support for Internet Explorer 6.0 has been added back to the Asset Manager support matrix.

Portfolio management: enhancements

The UNSPSC classification codes provided with Asset Manager have been updated to version 12.0901 of the UNSPC catalog.

To import the updated UNSPSC classification codes into Asset Manager database, ► Chapter **In this version**, Section **Changes introduced in version 5.20/ Portfolio management: enhancements** of this guide.

Software Asset Management: enhancements

The **Create a software license management counter...** (sysSamCreateSoftwareCounter) wizard has been enhanced:

Note:

The wizard can be accessed from the **Portfolio management/ IT/ Software Asset Management/ Create a software license management counter...** link on the navigation bar.

- On the last page (**Select task to execute after wizard executes**), if you select **None**, the wizard now just creates the counter and will not perform any calculation.
- It is now possible to create software counter from user defined counter templates from within the wizard.

Workflow events: enhancements

It is now possible to trigger a **Database** type workflow event by modification of any field in a certain table. This can be achieved by entering wildcard (*) in the **Fields monitored (after)** field (SQL name: MonitFields) on the **Parameters** tab of the event details.

For further details about workflow event, ► **Advanced use** guide, Chapter **Workflow**, Section **Events**.

Migration: enhancements

The **Optimise for customer data minimal change** option is added to the Asset Manager Application Designer **Propagate the customized structure** wizard (**Migration/ Propagate the customized structure** menu).

Note:

The description and step numbers below are based on those of the **Migration** guide, Chapter **Step-by-step migration - simulation (simulation database)**, Section **Step 3 - Propagate structure changes made to the old-format production database/ General overview**. You may want to substitute all references of 5.20 in that section to the current version of Asset Manager.

This option is selected by default and enables the following rules for field properties that are defined by scripts (for example, **Mandatory**, **Irrelevance**, **Default**, etc):

- If a modification to such a property is detected in either step 1 or 2, then the modification is propagated to the new-format customized gbbase file, regardless of in which step the modification is detected.
- If modifications to such a field property are detected in both step 1 and 2, the modification detected at step 2 is applied.

Connection pool: enhancements

Asset Manager now forces the release of all idle connections to accept new requests when the connection pool or the Web Service server reaches the memory limit. The Web Tier will receive an error message only when all the connections are in use and there is no memory to create a new connection; or when the maximum connection has been reached.

The following parameters for connection pool are introduced in `aamapi52.ini` located in `<USERPROFILE>\HP\AssetManager\conf` for the user running the Web Service:

- `/Advanced/CnxPoolMinSize`
- `/Advanced/CnxPoolLifeTimeMinutes`

CnxPoolMinSize indicates the number of connections to initiate in the connection pool at the startup. The different connections serve different profiles to ensure fast access. The value is the minimum connections left in pool after the reset.

CnxPoolLifeTimeMinutes indicates the reset cycle of connection pool. For default, after 900 minutes (15 hours), the pool will be reset.

Changes introduced in version 5.21

Web client: enhancements

Contextual help on fields and links is supported on the Web client.

To access contextual help for fields and links, move the focus on the supported fields/links and press **SHIFT + F1**. The contents of contextual help window correspond to that on the Windows client.

 **Note:**

Contextual help is not available for itemized lists. Do not attempt to press **SHIFT+F1** on this type of fields.

Contextual help is available for the following types of controls:

- LinkEdit
- OneToOneLinkEdit
- MonetaryEdit
- CheckBox
- TimeSpanEdit
- CaptionedLabel
- ComboAlarm
- FileEdit
- TextBox
- Edit
- MultiLineEdit
- NumberEdit
- NumBox
- PasswordEdit
- ReversePasswordEdit
- DbPathCombo
- TableChoiceList
- ComboDate
- ComboList

► See the **Advanced use** and **Tailoring** guides for the description of these controls.

Contextual help on fields and links can be closed through any of the following ways:

- Pressing **SHIFT+F1** again on the focused field/link
- Pressing **ESC**
- Clicking **X** at the upper left corner of the help window
- Moving the focus off the field/link

Asset Manager Web: support for new third party product versions

- Support of Oracle WebLogic Server 10.3 /11g has been added
- Support of Microsoft Internet Explorer 8.0 has been added
- Support of Apache Tomcat 6.0 HTTP server has been added

Note:

If you are using Tomcat 6.0.x, the following file has to be deleted from `AssetManager.war` before the war file is deployed; otherwise Asset Manager Web may not load successfully:

`AssetManager.war\webapps\AssetManager\WEB-INF\lib\el-api.jar`


Support of Microsoft Windows 7 32-bit/64-bit: New

Microsoft Windows 7 is now supported on the Asset Manager Windows and Web clients.

Asset Manager Web Tier and Asset Manager Web Service can both be deployed on servers that run under the 32-bit/64-bit versions of Microsoft Windows 7.

Note:

When installing Asset Manager Windows client on 64-bit of Windows 7:

- Do not create an ODBC datasource through the **Control Panel/ System and Security/ Administrative Tools/ Data Sources (ODBC)**. This instance of ODBC is 64-bit and does not work with Asset Manager. Use Asset Manager to create the ODBC datasource (the  button on the **Manage connections** window).
- When creating a connection to a Microsoft SQL database on the Asset Manager Windows client, make sure the **System connection** box in the **Manage connections** window (**File/ Manage connections**) is not selected.

Integration with HP Discovery and Dependency Mapping Inventory (as part of the Service Asset and Configuration Management integration): enhancements

- The HP Connect-It scenarios have been modified.

Old scenarios	New scenarios
■ ddmiam.scn	■ ddmiam_hw.scn
■ ddmiam-reconc.scn	■ ddmiam_sw.scn
■ ddmiam-hpovcmse.scn	■ ddmiam-caevents_sw.scn
■ ddmiam-swnorm.scn	■ ddmiam-swnorm_sw.scn
■ ddmiam-mobile-devices.scn	

Description of changes and new scenarios:

- Hardware and software data are now replicated in separate scenarios to improve the performance of data replication.

In the new scenario setting, the hardware scenarios create or update CIs, and the software scenarios create software for these CIs.

- `ddmiam_hw.scn` is used to replicate hardware data for all kinds of devices, merging hardware data from all the old scenarios.
- `ddmiam_sw.scn` is used to replicate software data which were previously replicated by `ddmiam.scn`.

- `ddmiam-caevents_sw.scn` is used to replicate software data which were previously replicated by `ddmiam-hpovcmse.scn`, whose hardware data are now replicated using `ddmiam_hw.scn`.
This scenario does the same as the `ddmiam_sw.scn` scenario and in addition replicates some information from HP Client Automation to Asset Manager.
- `ddmiam-swnorm_sw.scn` is used to replicate software data which were previously replicated by `ddmiam-swnorm.scn`, whose hardware data are now replicated using `ddmiam_hw.scn`.
This scenario does the same as the `ddmiam_sw.scn` but uses the **amInventModel** records to assign a model to the software installations.
- The scenario `ddmiam-reconc.scn` is obsoleted. All the data within this scenario are merged into `ddmiam_hw.scn`.
- The scenario `ddmiam-mobiledevices.scn` is obsoleted. Mobile devices data are merged into other scenarios.
- Replication of software installations from HP Discovery and Dependency Mapping Inventory to Asset Manager only creates a record in the **software installations** table (`amSoftInstall`), and does not create a linked portfolio item with the same model (the **Do not link the installation with a portfolio item** (`bCompact`) box is checked by default).

Integration with HP Client Automation: enhancements

- This integration now supports HP Client Automation version 7.5 and 7.8.

Note:

The integration with HP Client Automation 7.5 requires HP Connect-It version 4.10 or above.

If you are using HP Connect-It 4.10, you need to download a patch for [HP Connect-It 4.10](#)

[http://h20229.www2.hp.com/uploads/ovrd/ovr_l_ovconnit_0001.html] for the integration to work. You will need an HP Passport user name and password to access the site.

- The enhanced HP Connect-It scenario **ws_groups_devices.scn** can import identification information for **policies** for devices, user accounts, groups of devices, and domains.

Integration with HP Project and Portfolio Management: enhancements

- This integration now supports the latest version of HP Project and Portfolio Management, version 8.0.
- The HP Connect-It scenarios are modified to take into account the changes in HP Project and Portfolio Management 8.0.

Support for Microsoft SQL Server Native Client 2008 ODBC driver: New

Support for Microsoft SQL Server Native Client 2008 ODBC driver has been added.

DBMS: support for IBM DB2 9.5 and 9.7

Support for IBM DB2 9.5 and 9.7 has been added for the Asset Manager DBMS.

Service Asset and Configuration Management integration: documentation update

The Service Asset and Configuration Management guide has been updated to include field mapping information for the following integrations:

- HP Discovery and Dependency Mapping Inventory to Asset Manager
- Asset Manager to HP Universal CMDB

Note:

For users of non-English Asset Manager, download the most up-to-date Service Asset and Configuration Management guide (in English only) from the following Web site:
<http://support.openview.hp.com/selfsolve/manuals>

Changes introduced in version 5.20

Web client: enhancements

- A contextual menu has been added to the main and tab lists. It contains the following entries, which provide an alternative means of accessing features also available in drop-down combo-boxes:
 - **Actions:** enables you to select and execute an action whose context is the table associated to the list.
 - **Statistics:** enables you to select and display one of the statistics that apply to the table associated to the list.

You get one statistic per:

- Table index, except if the index is on the primary key
- Statistic whose context is on the table
- **Filters**: enables you to select one of the filters available for the table associated to the list.

The menu entry displays:

- A table index filter, if the index is not on the primary key and only if one of the fields or links is part of the screen.


If an administrator adds an index that follows these rules to a table using Asset Manager Application Designer, then this new index will appear in the list of filters.

- A query filter whose context is the table for which the list displays the records.

If a user adds a query, it will appear in the list of filters.

- A filter if pre-filtering was defined for the screen (**QBE Fields** of the screen's detail in Asset Manager Application Designer).
- **Utilities/ Configure List ...** : This enables you define which columns to display in the list, and which will be exported to Excel.

The columns that can be displayed in a list correspond to the fields and links that are defined for the screen via Asset Manager Application Designer (**Columns** in the list field).

- **Utilities/ Export Excel**: this feature now supports the columns as configured with the **Configure List...** feature.
- A contextual menu has been added to the wizard lists. It contains the **Filters** entry (see above: contextual menu added to the main and tab lists).
- A contextual menu has been added to the detail screens. It contains an **Actions** entry that enables you to select and trigger a contextual action on the record.
- On wizard pages, the button triggered by default when you hit the keyboard carriage return has been set to **Next**.
- Users can customize the behavior of the Web client by clicking the  icon. The behaviour customization is stored at the login level; if the same login is used to connect to the Asset Manager database on another computer, the stored customization will be loaded.

The following behaviours can be customized:

- Displaying or not the **Statistics...** drop-down list above main, tab and wizard lists.
- Number of rows per page in lists

- Display format of the list that displays database tables or fields (combinations of Description, Label and SQL name)
- Colors used in statistics
 - A color picker can be used to define the colors
- Autocompletion delay - This is the delay before the Web client updates the list of linked records that match the value you type; also used by fields that identify a field in the database such as the **amWfEvent:MonitFields** field (DbPathCombo control).
- It is now possible to create a linked record when you populate the detail of a record, either on the fly or in details.
- It is now possible to fully edit queries (**Administration/ Queries** link in the navigation bar).
 - The query editor displays the database structure, functions and operators.
- It is now possible to fully edit Basic scripts using a dedicated script editor.
- In the detail of a nature, it is now possible to select the overflow table (**Also create** field (OverflowTbl).
- It is possible to increase the size of multiline text edit boxes (+ button).
- ▶ For details see the **User Interface** and **Advanced use** guides.

Asset Manager Web: support of new third party product versions

- Support of the **Apache 2.2** HTTP server has been added
- Support of the **IIS 7** HTTP server has been added
 - ▶ For more details see the **Administration** guide, chapter **Controlling access to the database**, section **Managing user authentication for the Asset Manager database/ Asset Manager Web clients: Configuring Single Sign-On (SSO) with Active Directory on IIS 7**.
- **Lightweight Single Sign-On (LWSSO)**: when the Lightweight Single Sign-On (LW-SSO) framework is enabled, a user only needs to login once (to a single HP Software BTO application) during a session. The user's login information will be propagated to other HP Software BTO applications deployed on same domain.
 - LW-SSO solves both the Web and Web Services SSO problems for HP Software BTO products, using lightweight technology, and without having to install any additional infrastructure.
 - LW-SSO does this via shared cookies.
 - ▶ For more details see the **Administration** guide, chapter **Controlling access to the database**, section **Managing user authentication for the Asset Manager database/ Sharing user authentication using Lightweight Single Sign-On (LW-SSO)**.

- Support of **WebSphere 7.00** has been added on Windows and AIX platforms
- Support of **Java 6** has been added with Tomcat 5.5

DBMS: support of Oracle 11.1

The support of Oracle 11.1 has been added for the Asset Manager DBMS.

Asset Manager Web: support of Microsoft Windows Server 2008 64-bit

Asset Manager Web Tier and Asset Manager Web Service can now be deployed on servers that run under the 64-bit version of Microsoft Windows Server 2008.

- ▶ For details see the **Installation and upgrade** guide, chapter **Installing, configuring, removing and updating Asset Manager Web**.

HP Data Center Infrastructure Management integration: enhancements

- HP Connect-It scenarios are now provided with HP Connect-It and no longer in a .zip file with Asset Manager.

For details see the **Integration with HP Data Center Infrastructure Management** guide, chapter **Implementing Required Components**, section **Installing the integration package/ Installing the HP Connect-It scenarios and connectors**.

- It is no longer necessary to customize the Asset Manager database structure before implementing the integration.

The following manual tasks are no longer required:

- Add the **amCatProduct:bCanBelnstByDCIM** field
- Add the **amRequest:DCIMFormID** field
- Add the **amReqLine:blnstByDCIM** field
- Add the **amRequest:Req_DCIMFormID** index
- Add the **sysCoreWebDCIMAssetLocation** calculated field
- Replace the **amCatProduct:pgCatProductAcquisition** page with **amCatProduct:pgCustCatProductAcquisition**
- Replace the **amRequest:pgReqGen** page with **amRequest:pgCustReqGen**
- Replace the **amRequest:PgAcwReqGen** page with **amRequest:PgCustAcwReqGen**
- Replace the **amPortfolio:pgPItemGen** page with **amPortfolio:PgCustPItemGen**

- Replace the **amReqline:pgReqLineGen** page with **amReqline:pgCustReqLineGen**

These fields and indexes have been added to the default Asset Manager database structure.

This calculated field has been added to the default Asset Manager database content.

The default Asset Manager database pages are correct by default.

- ▶ For more details see the **Integration with HP Data Center Infrastructure Management** guide.

Management of virtual environments: enhancements

- The label of the **amComputer:VmType** field has been renamed to **Virtualization technology**.
- A new **Role** (amComputer:seRole) field has been added.
- A new **Role** (amComputer:Role) field has been added to store additional information when **amComputer:seRole=Other**.
- New reports have been added:
 - Physical computers eligible to host virtualization platforms
 - Physical computers eligible to convert to VMs
 - Status of virtual machines
 - Count virtual versus physical machines by location

These reports can be found in the **Portfolio management/ IT/ Reports** navigation bar entry.

Asset Manager licensing control: tool change

Licensing of Asset Manager is now controlled with HP AutoPass License Management Tool. The license keys provided to you by HP Software contain authorizations to use the list of Asset Manager modules, functions and related services that you have acquired with your contract.

For new customers, permanent license file can be redeemed on-line at <http://www.webware.hp.com> .

Click the **Learn More** link below the **Generate New license** icon to see the information needed to generate the license file and proceed the license generation process by following the instructions. After you have completed the procedure and specified the owner of the license, you will receive an e-mail notification and a copy of your license file is displayed in Webware. You can

save the license file immediately to your system. Then, you will need to install the license with HP AutoPass License Management Tool.



hp HP License Key Delivery Service
License keys delivered through the web

Welcome

Welcome to Hewlett-Packard's software licensing center, HP's license key delivery service.
Click [here](#) to see if this site is applicable for your product.
Click [here](#) to migrate license(s) using a migration password.

» Generate New licenses [Learn more](#)

» Manage Licenses [Learn more](#)

► For details see the **Administration** guide, chapter **Installing License Keys**. For upgrading customers, because of the upgrade to HP standard autopass technology, you must obtain new license keys. To obtain these new keys, please execute the following:

- Go to the on-line support website at <http://support.openview.hp.com>.
- Click on the link **Submit support case** under **Problem reporting**.
- Sign-in with your HP Passport user-id and password. If you do not have HP Passport credentials please register.
- Submit a support case under the **Non-Technical/business** section, and selecting the **Licensing problem category**.
- You will then enter your licensing request info as requested in that process.
- You will receive your upgrade order key and further instructions via email.

Procurement: enhancements

A new wizard has been introduced: **Reassign cost center and/or end user of request lines** (sysProcModifyReqline).

This wizard can be used to change the user and cost center associated to a collection of request lines within a collection of requests.

To start the wizard:

- 1 Display the list of requests (**Procurement/ Purchase requests** in the navigation bar).
- 2 Select the requests to change.

- 3 Start the wizard (**Procurement/ Requests/ Reassign cost center and/or end user of request lines** link in the navigation bar).
 - ▶ For details see the **Procurement** guide, part **General overview**, chapter **Requests**, section **Procedures/ Reassigning cost center and/or end user of request lines**.

Portfolio management: enhancements

- The **Manage Software** (sysSamLauncher) wizard has undergone major enhancements and restructuring.
 - ▶ For details see the **Software assets** guide, part **Overview**, chapter **Licenses, entitlements, installations, utilizations and contracts**, section **Manage Software wizard structure (sysSamLauncher)**.
- New fields have been added to the database structure:
 - **Core CPU count** (amComputer:lCPUCoreNumber): This field stores the total number of execution cores for the physical machine. This is the product of: physical CPUs * cores per CPU.
 - **Physical CPU count** (amComputer:fCPUNumber): This field stores the total number of physical processors for the physical machine.

Where possible these fields will be populated by an automated inventory scanning tool such as HP Discovery and Dependency Mapping Inventory. They are also used by software counters such as the SQL Server V2005 and V2008 counters, where CPU configuration is taken into account in licensing.

- The **Link/unlink an installation to/from a portfolio item...** (sysCompactInstall) wizard has been enhanced.

You access this wizard using the **Portfolio management/ IT/ Link/unlink an installation to/from a portfolio item...** link from the navigation bar. The layout of the wizard was changed.

New options have been added:

- Also unlink all software installations with the same model from their portfolio item (the portfolio item will be deleted)
- Create a portfolio item for each software installation with same model and link it to the software installation
 - ▶ For details see **Software assets** guide, part **Using the Software assets module**, chapter **Using the Software assets module**, section **Software installations and utilizations management/ Link/unlink an installation to/from a portfolio item**.
- The UNSPSC classification codes provided with Asset Manager have been updated to version 11.1201 of the UNSPC catalog.

You can import the updated UNSPSC classification codes using the following process:

- 1 Execute Asset Manager Application Designer.
- 2 Select the **File/ Open** menu item.
- 3 Select the **Open database description file - create new database** option.
- 4 Select the `gbbase.xml` file which is located in the `config` sub-folder of the Asset Manager installation folder.
- 5 Start the database creation wizard (**Action/ Create database** menu).
- 6 Populate the pages of the wizard as follows (navigate through the wizard pages using the **Next** and **Previous** buttons):

Generate SQL script / Create database page:

Fields	Value
Database	Select the connection to the database into which you wish to import the line-of-business data.
Creation	Import line-of-business data.
Use advanced creation options	Do not select this option.

Creation parameters page:

Fields	Value
Password	Enter the administrator's password.
	<p>Note:</p> <p>The Asset Manager database administrator is the record in the Employees and departments (<code>amEmplDept</code>) table for which the Name (Name) field is set to Admin.</p> <p>The database connection login is stored in the User name (UserLogin) field. The administration name is Admin.</p> <p>The password is stored in the Password field (LoginPassword).</p>

Data to import page:

Fields	Value
Available data	Catalog - UNSPSC product classification
Stop import if error	Select this option for the import to stop if a problem is encountered.

Fields	Value
Log file	Full name of the file to which all import operations, including errors and warnings, are logged.

7 Execute the options defined using the wizard (**Finish** button).

This populates the **Classification codes** (amProdClassCode) table.

The **EGCI Identifier** (amProdClassCode:Identifier) and **Version of the standard** (amProdClassCode:Version) fields are no longer populated during the import.

- The amComputer table has been renamed to **IT equipment**.

Platform: support of Citrix XenApp 5

Citrix XenApp is an application virtualization / application delivery product that allows users to connect to corporate applications hosted on a remote server.

XenApp can either host applications on central servers and allow users to interact with them remotely, or stream and deliver them to user devices for local execution.

Citrix XenApp can be used in either of the following configurations:

- **Remote Desktop mode:**
 - Asset Manager is installed on a Citrix XenApp server.
 - An administrator grants users the right to access the Citrix XenApp server.
 - Users access Asset Manager Windows client via a Citrix XenApp remote desktop session using Remote Desktop Protocol (RDP).
- **Shared application mode:**
 - Asset Manager is installed on a Citrix XenApp server.
 - An administrator grants users the right to access Asset Manager on the Citrix XenApp server.
 - Users access the Asset Manager Windows client via a Citrix XenApp client or via a URL.

Known Citrix XenApp related limitations:

- Asset Manager modal windows cannot be moved or resized.
- When a user creates an Asset Manager connection to the database (via a remote desktop session or a Citrix XenApp client), the connection information is stored in a virtualisation folder on the Citrix XenApp server, rather than in the correct amdb.ini file.

Workaround: administrators should create Asset Manager connections directly on the Citrix XenApp server using the Asset Manager Windows client.

- Users cannot create ODBC connections to the Asset Manager database using the Asset Manager Windows client.

Workaround: administrators should create ODBC connections to the Asset Manager database directly on the Citrix XenApp server.

- ▶ For details see the **Administration** guide, chapter **Accessing the database using Citrix XenApp**.

DBMS: LONG / LONGRAW datatypes are replaced by CLOB/BLOB in Oracle databases

Starting with version 5.20, an Asset Manager database based on Oracle employs CLOB/BLOB data types for fields that previously used LONG and LONGRAW respectively.

For details see the **Installation and upgrade** guide, **Upgrading a previous version** chapter, **Detail of certain upgrade operations / Upgrading the copy of the old-format production database/ Prerequisite if the old-format production database is inferior to version 5.20 of Asset Manager and uses Oracle** section.

Self-service catalog integration with HP Service Manager: enhancements

- The Asset Manager **Priority** (amRequest:Priority) field is now populated with the text value that appears in HP Service Manager instead of just a number.
- The value of the Asset Manager **Req. status** (amRequest:seStatus) field is now pushed to the status of the HP Service Manager shopping cart:

Value of Priority (amRequest:Priority) in Asset Manager	Value updated in HP Service Manager at the shopping cart level
In preparation	Awaiting approval
Awaiting approval	Awaiting approval
Validated	Approved
Satisfied	Fulfilled
Refused	Refused
Rejected	Rejected
Closed	Closed
Cancelled	Cancelled
Reserved	Reserved

The status of the shopping cart items is no longer updated according to the Asset Manager request.

- Images associated to Asset Manager models and products are now transferred to HP Service Manager.
- The integration is now based on the Asset Manager Web Service tagged 5.20.

Integration with HP Project and Portfolio Management: enhancements

Automatic labor costs are now retrieved from HP Project and Portfolio Management by the HP Connect-It scenarios.

- ▶ For details, see the **Portfolio** guide, **Projects** chapter, **Synchronizing project data from HP Project and Portfolio Management** section.

Integration with HP Data Center Infrastructure Management: support of HP Data Center Infrastructure Management, version 2.00

This integration now supports the latest version of HP Data Center Infrastructure Management, version 2.00 (Aperture VISTA 600).

- ▶ For details see the **Integration with HP Data Center Infrastructure Management** guide.

Service Asset and Configuration Management integration: support of new component versions

This integration supports new versions of its components:

- HP Service Manager 7.11
- HP Connect-It 4.10
- HP Universal CMDB 8.02
- HP Discovery and Dependency Mapping Inventory 7.60
- ▶ For details see the **Service Asset and Configuration Management** guide.

Integration with HP Discovery and Dependency Mapping Inventory: enhancements

- Support of the latest Software Applications Index (SAI) library: The most recent software installation models and corresponding inventoried models can now be imported in the Asset Manager database.
- Reconciliation keys for IT equipment used by the following HP Connect-It scenarios have been improved:
 - `ddmiac.scn`
 - `ddmiac-reconc.scn`
 - `ddmiac-swnorm.scn`

- ddmiac-mobiledevices.scn
- ddmiac-hpovcmse.scn

The following logic is now applied:

- 1 HP Connect-It searches for an existing asset with a given **Serial #** (amAsset:SerialNo) + **Model** (amAsset:Model):
 - If no matching records are found, HP Connect-It tries the next key.
 - If 1 record is found, the HP Discovery and Dependency Mapping Inventory record is reconciled with the Asset Manager record.
 - If 2 or more records are found, HP Connect-It does not update nor create any record in Asset Manager
- 2 HP Connect-It searches for an existing asset with a given **Asset tag** (amAsset:AssetTag):
 - If no matching records are found, HP Connect-It tries the next key.
 - If 1 record is found, the HP Discovery and Dependency Mapping Inventory record is reconciled with the Asset Manager record.
 - If 2 or more records are found, HP Connect-It does not update nor create any record in Asset Manager
- 3 HP Connect-It searches for an existing IT equipment with a given **Domain/Group** (amComputer:Workgroup) + **Name** (amComputer:Name):
 - If no matching records are found, HP Connect-It creates a new IT equipment in Asset Manager.
 - If 1 record is found, the HP Discovery and Dependency Mapping Inventory record is reconciled with the Asset Manager record.
 - If 2 or more records are found, HP Connect-It does not update nor create any record in Asset Manager
 - ▶ For details see the **Service Asset and Configuration Management** guide, chapter **Technical Reference**, section **HP Discovery and Dependency Mapping Inventory -> Asset Manager/ Reconciliation keys used for HP Discovery and Dependency Mapping Inventory scanned computers, computers without agent and network devices (including network printers)**

SAM for BTO: update to the latest SAI

SAM for BTO now uses the latest SAI library: The most recent HP Operations Center software installation, license models and inventoried models can now be imported in the Asset Manager database.

- ▶ For details see the **SAM for BTO** guide.

Software Asset Management: enhancements

- It equipment can now be linked to a collection of licensing policies (license models) through the **Valid license models** (amComputer:InstallLicType) link.

The **Valid license models** collection can be seen in the detail of IT equipment, in the new **Licensing** page.

This link is used to select a license model from those applicable to a given software installation found on a computer and possibly the virtual machines hosted by the computer.

Software counters can base their calculations on the license models selected with this link.

You should select only one of the license models per software product. Asset Manager does not automatically check this rule.

Example of usage:

Microsoft SQL Server can be covered by 4 different license models although the same program is installed in all 4 instances.

The **Valid license models** link is used to decide what license model applies to the computer when an installation instance of Microsoft SQL Server is found on the computer. You should select only 1 of the multiple Microsoft SQL Server license models.

- Sample software counters and related license models are provided for SQL Server V2005 and SQL Server V2008 installations.

New counters and a wizard have been added to check the compliance of Microsoft SQL Server 2005 and 2008 installations with license agreements.

► For details see the **Software assets** guide, part **Using the Software assets module**, chapter **Monitoring license compliance of installations**, section **Managing SQL Server licenses and installations with software counters**.

Basic scripting engine: change in the size of the INTEGER and LONG data types

In order to support the 64 bit version of the Asset Manager APIs, the size of the **INTEGER** and **LONG** data types in the Basic scripting engine.

The **INTEGER** data type is now 32 bit and **LONG** is now 64 bit.

This change affects both the 32 bit and 64 bit versions of Asset Manager.

All handles returned by Basic functions such as **amQueryCreate** are now 64 bits.

All Basic scripts that store primary or foreign keys of records in variables must use the **LONG** data types which are now 64 bit.

You do not need to make any change to existing primary or foreign key values.
You do not need to update any Basic script variable data type.

2 Updates to this guide

The cover page of these Release Notes contains the following information:

- Software version
- Document Release Date, which changes each time the guide is updated

For the latest updates or to find out if you are using the most recent version, please visit the following Web site:

<http://h20230.www2.hp.com/selfsolve/manuals>

 Note:

Acrobat Reader must be installed on your system to read the PDF files (* .pdf). You can download Adobe Acrobat Reader from the following site:

<http://www.adobe.com/>

3 Installation notes

Specifications and Asset Manager installation instructions are detailed in the **Installation and upgrade** guide provided in Adobe Acrobat format (.pdf). This document is located on the Asset Manager CD-ROM in this folder:

```
ac\program files\HP\Asset Manager 9.32 <installation language code>\doc\pdf
```

After the installation, this document can also be found in the following folder: doc\pdf subfolder of the Asset Manager installation folder (Generally this is C:\Program Files\HP\Asset Manager 9.32 xx\doc\pdf)



Note:

Replace **xx** with the two letter language code of your Asset Manager installation.

Saving time when installing client machines

Performing a full installation of Asset Manager (called **Typical** by the setup program) may take a significant amount of time; this is true for installation as well as subsequent uninstallation and update.

In many cases, you will not need all program features to be installed; this is particularly true when you install a regular Asset Manager client.

If that is the case, on the first page of the setup screen, select **Custom** and click **Next**.

On the following screen, features that can typically be omitted are:

- Asset Manager Automated Process Manager
- Database administration (includes Asset Manager Application Designer and database migration)
- Demonstration database
- Bar-code reader
- Web Services and Web Client

Upgrading a beta version of Asset Manager 9.32

If you have already installed a BETA version of Asset Manager 9.32 you must uninstall it manually before installing this version.

Upgrading a previous version of Asset Manager

The operations to perform to upgrade Asset Manager depend on the previous version number:

Table 3.1. Upgrading a previous version of Asset Manager - Operations to perform

Number of the version to upgrade	Operations to perform	Relevant documentation
Version 5.10 or later	In standard situations, a simple upgrade will suffice. If the simple upgrade fails, you will need to perform a migration .	This guide, section Updating Asset Manager version 5.10 or later [page 53]. Migration guide
Versions earlier than 5.10	Versions earlier than 5.10 cannot be directly migrated to 9.32 or later versions. You must migrate to version 5.10~9.31, and then migrate to the latest version of Asset Manager.	Migration guide shipped with Asset Manager version 5.10 to 9.31.

Updating Asset Manager version 5.10 or later

Why update?

Some slight modifications have been made to Asset Manager between the previous version (5.10 or later) and 9.32:

- Database structure:
Certain structural parameters (default values, screens or pages for example) have been modified or added.
- The programs have been slightly changed.

Required competencies

The update process is relatively simple and requires:

- An understanding of Asset Manager (installation, administration).
- Preparation
- Technical competency: database administration.
- Methodology

Update procedure

- 1 Make a backup of the old-format production database.
- 2 Block the old-format production database.

Blocking the **old-format production database** consists of stopping the **old-format production database** from being used so that no modifications are made during the upgrade process (they would not be taken into account in this case).

Perform the following tasks:

- 1 Disconnect all users from the old-format production database.
- 2 Shut down the following:
 - Asset Manager Automated Process Manager
 - Asset Manager APIs
 - External programs that access the old-format production database.
- 3 Block access to the old-format production database.
- 3 Update the Asset Manager programs.
 - ▶ **Installation and upgrade** guide, chapter **Upgrading a previous version**, section **Detail of certain upgrade operations/ Updating Asset Manager programs**
- 4 Import the **version 9.32 system data**.

- 1 Launch Asset Manager.
 - 2 Connect to the **old-format production database**, which is blocked, via the **File/ Connect to database** menu.
 - 3 Select the **File/Import** menu, option **Execute a script**.
 - 4 Select the script upgrade.lst (usually located in the folder: C:\Program Files\HP\Asset Manager 9.32 xx\migration\fromxxx, where **xxx** stands for the version of the **old-format production database**).
 - 5 Click **Import**.
 - 6 Click **Close**.
 - 7 The database you obtain by doing this is called the **9.32-format production database**.
- 5 Start Asset Manager Automated Process Manager on the **9.32-format production database**.
 - 6 Update database screens with amdbal, the command line version of Asset Manager Application Designer:
 - 1 Open a command window in the <Asset Manager 9.32 installation folder>\bin
 - 2 Run the command


```
amdbal -upgradescreens:<Name of the 9.32-format production database>
;<password of the Asset Manager Admin login>;<location of the Asset Manager installation folder>
```

Where **<Name of the 9.32-format production database>** is the name as it appears in the **Manage connections** dialog displayed by the **File/ Connect to database** menu of the Asset Manager Windows client.

And where **<password of Admin>** is the password of the Admin user used to connect to the 9.32-format production database. For example:

```
amdbal -upgradescreens:AM93;anypassword;"C:\Program Files\HP\Asset Manager 9.32 en"
```
 - 7 Relaunch the external programs that access the **9.32-format production database**.
 - 8 Inform users that they can use the database.

Supported DBMSs

- Oracle,
- Microsoft SQL Server,
- DB2.



In Oracle, we highly recommend configuring your database so that it is case-sensitive. To do this, use the Oracle administration tools.

For further information on the supported DBMSs, please refer to the Asset Manager 9.32 Support matrix.

This matrix is available on the HP support site at the following address:
www.hp.com/go/hpsoftwaresupport



You will need a valid login and password to access this site.

Environments, platforms and software: End of support

Refer to the Asset Manager 9.32 Support matrix for the third party environments, platforms and software which are no longer supported.

This matrix is available on the HP support site at the following address:
www.hp.com/go/hpsoftwaresupport

Product compatibility

Before attempting to install or upgrade Asset Manager or any related components, you should verify them against the Asset Manager support matrix. It details required hardware, software components and product combinations that are certified for use with Asset Manager 9.32. They are available on the HP support site at:

www.hp.com/go/hpsoftwaresupport

You will need a user name and password to access the site.

Creating the database / License key

When you create your database using Asset Manager Application Designer, you need to provide a license key file to activate the access rights to the database.

This file conforms to your Asset Manager license. For more information about license keys, consult the online help provided with the software or refer to the **Administration** guide, chapter **Installing License Keys**, section **Obtaining HP AutoPass License Keys**.

 **Note:**

The availability of certain modules and functions for integration with other software depends on your license. Contact HP technical support.

Demonstration database

The **Admin** login provides access to the demonstration database. It does not have a password. When connecting to the demonstration database for the first time, you must provide a license file. To obtain a demonstration license file, contact HP support.

4 Enhancements and fixes

This chapter is a cumulative history of the main enhancements and fixes that have been introduced in releases of Asset Manager since version 5.00.

Enhancements and fixes introduced in version 9.32

The following defects were fixed as part of this release, in addition to those in the previous release:

Defect **QCCR1E60198**

Application	Asset Manager Windows client
Symptoms	The cursor is lost after you switch to another window and then back.
Description	You place the cursor to somewhere in the Asset Manager window, and then you press Alt-Tab to switch to another window. After you switch back, the cursor disappears.
Resolution	This defect is fixed. The cursor no longer disappears.

Defect **QCCR1E77429**

Application	Asset Manager clients
--------------------	-----------------------

Symptoms	The amDBGetDouble() method does not work correctly.
Description	An error occurs when you try to get a float value by using the amDB-GetDouble() method.
Resolution	A method named amDBGetFloat() is added to get float values.

Defect **QCCR1E88301**

Application	Asset Manager clients
Symptoms	An error does not occur as expected when you try to change the model.
Description	<p>When you use multiselection on the amAsset table and changing the model for an existing asset, the following error message is supposed to appear:</p> <p>"(-54) This modification alters the behavior of an overflow link. Certain records in the table 'IT equipment' (overflow table of the table 'Portfolio items') will not be coherent with the new structure.</p> <p>](-54) Agent 'COverflowChangeAgent' returned error : '-54'</p> <p>](-54) Unable to modify '<model>' in table 'Assets (amAsset)'."</p> <p>However, in certain builds of Asset Manager, this error message does not appear as expected.</p>
Resolution	This defect is fixed. The error message now appears as expected.

Defect **QCCR1E84278**

Application	Asset Manager clients
Symptoms	APM causes row lock in the database.
Description	In a multi-APM environment, when Asset Manager tries to get real-time processing, row locks frequently occur in the database. In this situation, APM cannot function properly even on a fast database.
Resolution	A new module named CleanFireWKAlarms is added to resolve this issue.

Defect **QCCR1E79617**

Application	Asset Manager clients
--------------------	-----------------------

Description	Some HP DDMI related issues are fixed.
--------------------	--

Defect **QCCR1E84016**

Application	Asset Manager Web client
Symptoms	The scroll bar always shows up in the Query Editor when running the Asset Manager Web client in Firefox.
Description	When you open the Query Editor in Firefox, the scroll bar does not disappear even though the window is big enough to display everything. In addition, the size of the initial page of the Query Editor is too large.
Resolution	This defect is fixed. The scroll bar only appears when it is needed, and the size of the initial page is fixed.

Defect **QCCR1E78287**

Application	Asset Manager clients
Symptoms	An error occurs when you send emails using SMTP protocol in Asset Manager
Description	Executing an Asset Manager action to send an email fails with the following error message: "[Thrd#:9416](-499) SMTP server error: 5.7.3 Authentication unsuccessful (535). [Thrd#:9416](-499) The message could not be sent correctly to the server <server address>. [Thrd#:9416](-53) Action 'Test Messaging' failed to execute"
Resolution	A configuration parameter named SMTPAuth is added to the mail.ini file. Set a proper value for this parameter according to whether login authentication is enabled (1) or disabled (0) for your SMTP mail server. The default value is 0.

Defect **QCCR1E80088**

Application	Asset Manager clients
Symptoms	Older Asset Manager database cannot be opened with Asset Manager 9.31

Description	<p>After migrating an Asset Manager database to version 9.31, the database cannot be opened, and the following error is displayed:</p> <pre> /// Application: Asset Manager Application Designer 9.31.9586 // Executable: C:\Program Files (x86)\HP\Asset Manager 9.31 en\bin\amdba.exe // User: Administrator <Date Time> 0 1 (16384) Index 'RelNCf_1CatProduct' unknown in table 'amRelNCfgCeNCfgCa (amRelNCfgCeNCfgCa)'. <Date Time> 0 1 (16384) Index 'RelNCf_1CatProduct' unknown in table 'amRelNCfg1PNCfg2P (amRelNCfg1PNCfg2P)'. <Date Time> 0 1 (-53) Cannot open document 'C:\Structure.xml'" </pre>
Resolution	This defect is fixed by changing the main index name to the index SQL name.

Defect [QCCR1E79848](#)

Application	Asset Manager clients
Symptoms	An error occurs when running parallel scenario from DDMI 9.3 to Asset Manager 9.3.
Resolution	This defect is fixed.

Defect [QCCR1E77720](#)

Application	Asset Manager Web client
Symptoms	An error with a red exclamation mark occurs when you click the Computer tab of amPortfolio on Asset Manager Web.
Description	On the Web client, when you click the Computer tab of the amPortfolio table, an error with a red exclamation mark appears, however, there is no error message.
Resolution	An error message will now appear when there are identical properties in the schema of a domain.

Defect [QCCR1E69391](#)

Application	Asset Manager clients
Symptoms	The Formatting property of a field is not applied in some cases.
Description	When more than two text fields are modified in the mean time, the Formatting properties (configurable through Asset Manager Application Designer) of the modified fields may not be applied properly.

Resolution	This defect is fixed.
-------------------	-----------------------

Defect **QCCR1E66153**

Application	Asset Manager clients
Symptoms	Query wizard tries to write data to database when the searching criteria is inconsistent with the value stored
Description	When you use the query wizard in the amEmpIDept/Simple screen, and the searching criteria is set as "IDNo = admin", the record returned and the Modify button is activated at the same time. This action detects that the searching criteria "admin" is inconsistent with the stored value "ADMIN", therefore, it tries to overwrite the original value.
Resolution	This defect is fixed.

Defect **QCCR1E70631**

Application	Asset Manager clients
Symptoms	A contextual wizard with a parameter "MODAL=False" does not work correctly
Description	When you select multiple records in a table and run a contextual wizard with a parameter "MODAL=False", the wizard cannot correctly recognize those selected records as its context.
Resolution	This defect is fixed. The wizard now correctly recognizes the selected records as its context.

Defect **QCCR1E78765**

Application	Asset Manager clients
Symptoms	Oracle error ORA-06550 occurs when Track Modifier is enabled
Description	Oracle error ORA-06550 occurs when creating a new employee group. This problem occurs when multi-tenancy and track modifier are enabled.
Resolution	This defect is fixed. The error no longer occurs.

Defect **QCCR1E77750**

Application	Asset Manager Web client
Symptoms	A linkedit control in a wizard shows all records.

Description	On the Web client, a linkedit control in a wizard shows all records instead of the specific records which the current user is supposed to see. This issue does not occur on the Windows client.
Resolution	This defect is fixed. The linkedit control now shows proper records.

Defect QCCR1E84376

Application	Asset Manager Web client
Symptoms	A contextual filter is duplicated in a wizard on the Web client
Description	On the Web client, after one contextual filter is applied in a wizard, it may be unexpectedly duplicated.
Resolution	This defect is fixed.

Defect QCCR1E77453

Application	Asset Manager clients
Symptoms	The definitive model is not updated in a multi-tenancy enabled system.
Description	In a multi-tenancy enabled system, when an inventoried model in the shared data is resolved, the definitive model is not updated to the software installations which are on a tenant.
Resolution	This defect is fixed. The definitive model can now be updated correctly.

Defect QCCR1E76328

Application	Asset Manager clients
Symptoms	The AmDbExecAql() method does not work correctly.
Description	When you use the AmDbExecAql() method together with the DIS-TINCT keyword, the result is incorrect.
Resolution	This defect is fixed. The AmDbExecAql() method now returns correct value.

Defect QCCR1E77439

Application	Asset Manager Windows client
Symptoms	Manually updating the Comment field may append a null character to the end of the string
Description	When the Comment field is updated manually on the Windows client, a null character is appended to the end of the string.

Resolution	This defect is fixed. The null character is no longer appended.
-------------------	---

Defect **QCCR1E66681**

Application	Asset Manager clients
Symptoms	Duplicating portfolio items of which the Management constraint is Asset tag returns error
Description	When duplicating portfolio items of which the Model.Nature.seMgt-Constraint is Asset tag using Edit/ Duplicate , the following error message appears: "An integrity was not correctly applied (no additional information available)."
Resolution	This defect is fixed. The error no longer occurs.

Defect **QCCR1E77355**

Application	Asset Manager clients
Symptoms	The import utility fails to import a file with ANSI encoding.
Resolution	This defect is fixed.

Defect **QCCR1E72825**

Application	Asset Manager clients
Symptoms	The Contract module and the Financial modules disappear when you try to update the license key.
Description	You have a license key that activates all purchased Asset Manager modules. However, when you try to update the license key, the Contract and Financial modules disappear. This issue occurs when the new license key contains a different company name.
Resolution	This defect is fixed.

Defect **QCCR1E79154**

Application	Asset Manager Web client
Symptoms	Running the Check definitions of the web services... wizard or tagging the Web service causes the Application Designer to crash.
Description	When you run the Check definitions of the web services... wizard or try to tag the Web service using the Application Designer, the Application Designer crashes.

Resolution This defect is fixed. The Application Designer no longer crashes.

Defect **QCCR1E76580**

Application	Asset Manager clients
Symptoms	Asset Manager should be able to detect inconsistent Device ID in a license file.
Description	For a license file created by combining two license keys with different Device ID (e.g. "HP" and "HPSoftware"), Asset Manager should be able to detect the inconsistent Device ID and reject the license.
Resolution	This feature is implemented.

Defect **QCCR1E76889**

Application	Asset Manager clients
Symptoms	An error occurs during the upgrade.
Description	When you are upgrading Asset Manager, if the UseAlterTable option is enabled, the upgrade may fail with the following error message: " <code><Date Time> 1 4 ALTER TABLE amSysConfig ADD V510 VARCHAR2(1 CHAR)</code> <code><Date Time> 1 4 CREATE UNIQUE INDEX Cfg_CfgSectionCfgE ON amSysConfig(UPPERCfG_CfgSectionCfgE)</code> <code><Date Time> 1 1 (0) Oracle error: ORA-00904: \"UPPERCFG_CFG-SECTIONCFGE\": invalid identifier</code> <code><Date Time> 1 1 (0) SQL statement 'CREATE UNIQUE INDEX Cfg_CfgSectionCfgE ON amSysConfig(UPPERCfG_CfgSectionCfgE)' could not be executed"</code>
Resolution	This defect is fixed. The error no longer occurs.

Defect **QCCR1E78541**

Application	Asset Manager clients
Symptoms	With multi-tenancy enabled, the creation of new assets fails and the model list is empty.
Description	You are running Asset Manager with unicode and multi-tenancy enabled. When you try to create an asset using the screen located in Asset lifecycle/Infrastructure management/Assets , the model list is empty.

Resolution	This defect is fixed. The asset can now be created successfully.
-------------------	--

Defect **QCCR1E74154**

Application	Asset Manager clients
Symptoms	Two OOB wizards changed in the SAM package are ported into Asset Manager.
Description	The sysSamAddInst2Counter wizard and the sysSamAddLic2Counter wizard are not ported to Asset Manager.
Resolution	This defect is fixed. The two wizards are now ported to Asset Manager.

Defect **QCCR1E78285**

Application	Asset Manager clients
Symptoms	Objects in different tenants can be linked by actions.
Description	Two records in different tenants may unexpectedly be linked by an action, for example, a wizard.
Resolution	This defect is fixed by adding a multi-tenant integrity check.

Defect **QCCR1E77382**

Application	Asset Manager clients
Symptoms	Auto-completion does not work correctly.
Description	When using the auto-completion feature and clicking outside of the area, a message pops up asking if you want to add the item "on the fly".
Resolution	This defect is fixed by using a space character to split the input string and using the first splitted item instead of the first character to search.

Defect **QCCR1E61265**

Application	Asset Manager clients
Symptoms	A denormalized remote field shows empty value when displayed as a column in the list screen.
Description	If a remote field is denormalized and added to display in the record list (for example, display the Computer.TcpipHostName column in the amPortfolio record list), this column shows empty values for each record.

Resolution	This defect is fixed.
-------------------	-----------------------

Defect **QCCR1E76782**

Application	Asset Manager Web client
Symptoms	Asset Manager Web server crashes when you log on with an LDAP user in RedHat Linux 5 x64 edition.
Description	If the Asset Manager Web server is running on the x64 version of RedHat Linux 5, it crashes when an LDAP user logs on to the Web client.
Resolution	This defect is fixed. The Web server no longer crashes.

Defect **QCCR1E80056**

Application	Asset Manager clients
Symptoms	Modification fails when the record being modified has a scripted mandatory field.
Description	<p>The following error message appears when you click Modify to save the changes to a record which contains a scripted mandatory field:</p> <pre>"/ Application: HP Asset Manager 9.31.9568 // Executable: C:\Program Files\HP\Asset Manager 9.31 en\bin\am.ovl // User: Admin 2012/09/04 09:36:58.879 8 1 [Thrd#:7888](-2010) Field 'mgicBuildDesc (mgicBuildDesc)' in table 'IT equipment (amComputer)' cannot be empty. <Date Time> 5 1 [Thrd#:7888](-53) Action 'TestUpdateOldItemPenny' failed to execute <Date Time> 5 1 [Thrd#:7888](-53) Error executing action from activity 'XXXXXX' in workflow 'XXXXXX'. <Date Time> 5 1 [Thrd#:7888](-53) Agent 'CWorkEvtAgent' returned error : '-53' <Date Time> 1 1 [Thrd#:7888](-53) Unable to modify ' HP Pavilion xxx' in table 'Portfolio items (amPortfolio)'.</pre>
Resolution	This defect is fixed. The error no longer occurs.

Defect **QCCR1E79781**

Application	Asset Manager clients
Symptoms	Comments are mixed with template when you create a new software counter.

Resolution	This defect is fixed.
-------------------	-----------------------

Defect **QCCR1E76627**

Application	Asset Manager Web client
Symptoms	Export to Microsoft Excel fails randomly on the Web client.
Description	<p>When you try to export a list to an .xls file on the Web client, the browser only opens a new tab with the current Web list.</p> <p>When this problem occurs, the following error message may appear:</p> <p>"An error has occurred while processing a request for: /AssetManager/Extended/Employee/Employee.xls Please contact your Administrator or see server logs for more details Error: null</p> <p>View/Hide Error Detail Print this Page</p> <p>java.lang.NullPointerException at com.sun.faces.context.SessionMap.get(ExternalContextImpl.java:569) at"</p>
Resolution	This defect is fixed. The error no longer occurs.

Defect **QCCR1E80266**

Application	Asset Manager clients
Symptoms	The Title column on the right side of the Configure list... screen does not exist in Asset Manager 9.31.
Resolution	This defect is fixed. The Title column is now added back.

Defect **QCCR1E71655**

Application	Asset Manager clients
Symptoms	Action Mobile Device Counter Action (SQL name sys-SAM4MS_MOB_DEV_CNT_Action) works incorrectly.
Description	<p>When you run the Mobile Device Counter Action action, the following error message appears:</p> <p>"<Date Time> 0 1 [Thrd#:9748](0) Invalid object identifier (handle) (value: 0x00000000). ('Line 93 of script 'Mobile Device Counter Action'"</p> <p><Date Time> 0 1 [Thrd#:9748](0) Error while executing function 'AmReleaseHandle'. 'CApiObject' type object not available. ('Line 93 of script 'Mobile Device Counter Action'"</p> <p><Date Time> 15:15:26.000 0 1 [Thrd#:9748](0) Action 'Mobile Device Counter Action' failed to execute"</p>

Resolution	This defect is fixed. The error message no longer appears.
-------------------	--

Defect **QCCR1E68051**

Application	Asset Manager clients
Symptoms	Error occurs when running the Diagnostics /Repair Database wizard in a newly created SAM demo database.
Description	<p>The following error occurs when you diagnose or repair a demo database:</p> <p>"[amLog] Field 'Scope of the rights to be counted (LicQuery)' in table 'Software counters (amSoftLicCounter)' cannot be empty.\nUnknown error; rc=-2009</p> <p>[amLog] Field 'Scope of the rights to be counted (LicQuery)' in table 'Software counters (amSoftLicCounter)' cannot be empty.\nUnknown error; rc=-2009</p> <p>[amLog] The group of modifications to record 'VI:Multiple Consumers Draw Resources from Multiple Aggregations' is not valid\nUnknown error; rc=-2009</p> <p>[amLog] The group of modifications to record 'VI:Multiple Consumers Draw Resources from Multiple Aggregations' is not valid\nUnknown error; rc=-2009</p> <p>[amLog] The group of modifications to record 'VI:Multiple Consumers Draw Resources from Multiple Aggregations' is not valid\nUnknown error; rc=-2009"</p>
Resolution	This defect is fixed by adding LicQuery for the software counters.

Defect **QCCR1E84542**

Application	Asset Manager Web clients
Symptoms	A linkedit control in a wizard cannot show relevant tenant records if you log on to the Web client as a tenant user.
Description	When you log on to the Web client with a tenant user, the linkedit control shows all the records instead of the tenant records of the user. This issue does not occur on the Windows client, it will be filtered by tenant.
Resolution	This defect is fixed. The control now shows correct records.

Defect **QCCR1E84186**

Application	Asset Manager clients
--------------------	-----------------------

Symptoms	The focus is lost after switching to tree view.
Description	When you select a record in a list and then switch the view mode to tree view, the tree view is folded up to the first level and the selected record is not displayed.
Resolution	This defect is fixed. The tree view is now displayed appropriately.

Defect **QCCR1E80376**

Application	Asset Manager clients
Description	The Export application data menu and the Restore application data menu are no longer needed.
Resolution	These two menus are removed from Asset Manager Application Designer.

Defect **QCCR1E80061**

Application	Asset Manager clients
Symptoms	You cannot open a dashboard with a non-admin user.
Resolution	This defect is fixed.

Defect **QCCR1E84024**

Application	Asset Manager Web client
Symptoms	The pagination button is not grayed out or highlighted on the user right page.
Resolution	This defect is fixed.

Defect **QCCR1E67271**

Application	Asset Manager clients
Symptoms	The focus goes back to the first record of the list after you update another record.
Description	After you update the details of a record in a large list, the focus goes back to the first record. Therefore, you have to scroll down to find the record that has just been updated.

Resolution	This defect is fixed. The focus does not change now.
-------------------	--

Defect **QCCR1E84023**

Application	Asset Manager Web client
Symptoms	Filter form cannot be triggered by right-click in the Web wizard.
Description	You are running the Web client in Firefox, when you right-click a wizard and select one filter, the filter form is not launched.
Resolution	This defect is fixed. The filter form is now correctly launched.

Defect **QCCR1E87859**

Application	Asset Manager clients
Symptoms	The decimal point in some languages is not correctly recognized by Asset Manager.
Description	In French and some other languages, the decimal point is "," instead of ".". However, in Asset Manager, the decimal point is always assumed as ".", and "," will be treated as an invalid floating point.
Resolution	This defect is fixed. Asset Manager now correctly recognized the decimal point in all supported languages.

Defect **QCCR1E77247**

Application	Asset Manager clients
Symptoms	Populating an existing value for a link by auto-completion still triggers the "on the fly creation" dialogue
Description	When you use auto-completion and click outside of the area, a message pops up asking if you want to add the item "on the fly".
Resolution	This defect is fixed by replacing the redundant space in the input string.

Defect **QCCR1E74715**

Application	Asset Manager clients
Symptoms	A portfolio item record misses link to Model in the OOB demo database.
Description	When you run the diagnostics and repair tool of Asset Manager Application Designer against the OOB demo database and perform Check validity of records on the amPortfolio table, it finds missing link issues.

Resolution	This defect is fixed.
-------------------	-----------------------

Defect [QCCR1E83734](#)

Application	Asset Manager clients
Symptoms	You cannot complete the sysSamAddLic2Counter wizard on DB2.
Description	An error occurs when you try to run the sysSamAddLic2Counter wizard on DB2.
Resolution	DB2 has a known issue and it cannot support cursor cross transaction. This defect is fixed by updating Asset Manager.

Defect [QCCR1E78654](#)

Application	Asset Manager clients
Symptoms	Performance issue occurs after a record is modified.
Description	<p>Performance is degraded in 9.3 due to the refresh of Adblist after you modify a record.</p> <p>After a record is modified, the "Refresh ONE Adblist" command is executed. Then, the "Refresh Adblist" command is also executed. This causes a performance issue.</p> <p>This does not happen in previous versions. In versions earlier than 9.3, after you modify a record, only the "Refresh ONE Adblist" is executed.</p>
Resolution	Refreshing Adblist is a time-consuming operation, therefore, an option named "Refresh all data when any record is modified" is added to the list options. By default, this option is enabled. If the option is disabled, adblist will not be refreshed when one record is modified to acquire better performance. If you want to synchronize all data, press "F5" to refresh it.

Defect [QCCR1E83844](#)

Application	Asset Manager clients
Symptoms	Some source strings have typos in the localized version of Asset Manager.

Resolution	This defect is fixed.
-------------------	-----------------------

Defect **QCCR1E63146**

Application	Asset Manager Web client
Symptoms	The AssetTag column does not show up on the Web client.
Description	With the following contents in a page of an amComputer screen, the AssetTag column displays no data on the Web client. Softs WhereCond="seType=0" ListConfig="Model,50,seType,20,ParentPortfolio.AssetTag,15,User,30" DistantDet="amSoftInstall" ApiName="Installations" Caption="\ Software installation \"self\" \" \" Id="1"
Resolution	When a page on the current table contains a distant table page and has a WHERE condition, the DistantDet property will be unexpectedly reset along with the amSoftInstall property. This defect is fixed.

Defect **QCCR1E84051**

Application	Asset Manager clients
Symptoms	Asset Manager Automated Process Manager running on Solaris returns an error stating that the current version is not the same as the database version, even though it is.
Description	Asset Manager Automated Process Manager running on Solaris reports a warning in the log. It indicates that the APM version is not the same as the database version, even though it is.
Resolution	This defect is fixed.

Defect **QCCR1E84553**

Application	Asset Manager clients
Symptoms	The activation area for the Checkbox control of a wizard is too small in Asset Manager 9.31
Description	In previous versions of Asset Manager, for checkboxes without caption, you can click the border of the checkbox and activate it. In version 9.31, you have to click right in the middle of the checkbox to activate it.

Resolution	This defect is fixed.
-------------------	-----------------------

Defect **QCCR1E84318**

Application	Asset Manager clients
Symptoms	The data folder under Autopass unexpectedly becomes a file on the UNIX platform.
Resolution	This defect is fixed.

Defect **QCCR1E76795**

Application	Asset Manager clients
Symptoms	Customers can somehow create links or add fields in overflow tables, such as amComment. However, they are not supposed to.
Resolution	This defect is fixed. Customers can no longer create links or add fields in overflow tables.

Defect **QCCR1E83800**

Application	Asset Manager clients
Symptoms	An error occurs when a scenario tries to update the brand of a model.
Description	When a scenario tries to update the brand of a model, the following error message appears: <Date Time> 0 1 (0) 'AssetCenter/Asset Manager' API error 12008: 'Insufficient rights'
Resolution	This defect is fixed. The error message no longer appears.

Defect **QCCR1E69387**

Application	Asset Manager clients
Symptoms	The sysSamAddInst2Counter wizard and the sysSamAddLic2Counter wizard overwrite counters' existing comments.
Description	After you execute either sysSamAddInst2Counter or sysSamAddLic2Counter , the original comments on the software counters are replaced by comments generated by the wizard.

Resolution	This defect is fixed. The original comments will not be replaced.
-------------------	---

Defect **QCCR1E84240**

Application	Asset Manager clients
Symptoms	You cannot open the Components page of the amPortfolio table in Chinese version of Asset Manager.
Description	In the Chinese version of Asset Manager, an error box pops up when you click the Components tab in portfolio items.
Resolution	This defect is fixed.

Defect **QCCR1E74076**

Application	Asset Manager clients
Symptoms	AutoPass License Management Tool cannot startup with the 64bit version of JDK.
Resolution	This defect is fixed. You no longer have to install the 32bit version of JDK to run AutoPass License Management Tool on a 64bit platform.

Defect **QCCR1E84187**

Application	Asset Manager clients
Symptoms	A list in tree view mode collapses unexpectedly when you update data by clicking the Modify button.
Resolution	This defect is fixed. The list no longer collapses.

Defect **QCCR1E76631**

Application	Asset Manager clients
Symptoms	History records loses tenant information.
Resolution	This defect is fixed. History records no longer loses tenant information.

Defect **QCCR1E77990**

Application	Asset Manager clients
--------------------	-----------------------

Symptoms	When mutli-tenancy is enabled, sometimes a user is not allowed to add n-links to a record, and the Add (+) button is greyed out on the corresponding tab. However, the user can still add links by selecting the shortcut menu Add a Link .
Resolution	This defect is fixed. The user cannot add links when he is not supposed to.

Defect **QCCR1E88067**

Application	Asset Manager clients
Symptoms	An exception occurs when you open the Components tab in the portfolio screen.
Description	In the portfolio screen, when you try to view a portfolio item on the Components tab, the following exception occurs: // Application: Hewlett-Packard Development Company, L.P. 1.0.0.9751 // Executable: C:\Work\AM-EXE\9.32.9751\bin\am.ovl // User: AMDemo93en_9751/Admin/Shared data
Resolution	This defect is fixed. The exception no longer occurs.

Defect **QCCR1E71663**

Application	Asset Manager Windows client
Symptoms	The Asset configurations sub-menu on the Portfolio management menu misses the first "i". (should be "Asset configurations")
Resolution	This typo is corrected.

Defect **QCCR1E88348**

Application	Asset Manager clients
Symptoms	The description for the propagation process of the migration is out of date.
Resolution	The description is updated.

Defect **QCCR1E87670**

Application	Asset Manager clients
Symptoms	Wizard check definitions of the Web services fail due to CloudBilling screen actions.

Resolution	This defect is fixed.
-------------------	-----------------------

Defect **QCCR1E68462**

Application	Asset Manager clients
Symptoms	License file can be mixed up when using named users.
Description	When the user name in a license module is not spelled exactly the same, for example, the capitalization is different, the recognized license modules may be broken. This problem does not happen to floating users or guest users.
Resolution	This defect is fixed.

Enhancement **QCCR1E84472**

Application	Asset Manager clients
Symptoms	Guest users can only see request/request lines whose requester, user, or supervisor is himself. If a guest user is a department owner, he cannot see request/request lines whose requester is employees in the department without supervisor.
Description	Guest users should be able to see all requests/request lines that belong to the same department.
Resolution	This enhancement has been made by updating the user right.

Enhancement **QCCR1E68587**

Application	Asset Manager clients
Description	In previous versions of Asset Manager, guest users cannot access custom tables.
Resolution	This enhancement has been made. Now the guest users have read access to certain custom tables.

Enhancement **QCCR1E62427**

Application	Asset Manager clients
Symptoms	amComputer.dtLastModif is not updated along with the seAssignment field

Description	When applying the SACM 9 integration with Asset Manager and UCMDB, updating the seAssignment field of a computer to Retired does not automatically refresh the amComputer.dtlastmodif field. This results in the failure of the differential job (retired CI is not deleted from UCMDB).
Resolution	This enhancement is made.

Enhancement [QCCR1E77388](#)

Application	Asset Manager Web client
Description	The WkflwTaskItem control on the General tab of the Workflow Tasks screen only shows 4 lines on the Web client, even though there is plenty of screen space available. This request is to allow the administrator to change the size of this control.
Resolution	A button is added to expand that field.

Enhancement [QCCR1E75063](#)

Application	Asset Manager clients
Description	The size of the SerialNumber field is too small, when you push serial number from UCMDB, the number gets truncated, especially in VM-ware.
Resolution	The size of SerialNumber is increased to 128.

Enhancements and fixes introduced in version 9.31

The following defects were fixed as part of this release, in addition to those in the previous release:

Defect [QCCR1E58540](#) (Support case [4621462324](#))

Application	Asset Manager Windows client
Symptoms	Asset Manager crashes when running the import script.
Description	Asset Manager crashes when running the import script on a database of which some tables contain too many fields.

Resolution	This problem happened because of data type overflow and is now fixed in the code.
-------------------	---

Defect [QCCR1E59947](#) (Support case [4623265979](#), [4627330860](#), [4627330860](#))

Application	Asset Manager Windows client
Symptoms	Certain columns are missing from the view after the filter on the view has been modified .
Description	<p>This problem happens when you:</p> <ol style="list-style-type: none">1 Create a view with a simple filter on it.2 Select Utilities/ Configure list shortcut menu in the view and add several columns in the record list.3 Select Tools/ Views/ Modify current view menu to confirm the modification. Then you reopen the view, you can view all the modifications.4 Change the filter in anyway then select Tools/ Views/ Modify current view menu again. Now you reopen the view, you will see that the filter modification is saved, while the columns added in step 2 disappear.
Resolution	The code handling the saving of the view has been modified to correctly handle the filter updates.

Defect [QCCR1E60778](#) (Support case [4624746828](#), [4001345357](#))

Application	Asset Manager Windows client
Symptoms	Hidden columns are not automatically displayed when a list is sorted by index.
Description	<p>When sorting a list by index via selecting Configure list from the contextual menu, for example, the amPortfolio list screen.</p> <ul style="list-style-type: none">■ In Asset Manager version 4.3: the hidden columns which are the components of the index are automatically added to the screen list.■ In Asset Manager version 5.22: nothing happens after you have made your selection from the Sort by index drop-down list. The "no index" remains there whatever you have chosen. No warning message is displayed in such condition, and the hidden columns that are members of the index are not displayed.

Resolution	This error occurred because the Sort by index item can be selected only when its components (fields or links) are already shown in the list; if not, it always displays "no index". Now it has been corrected so that you can select the Sort by index item regardless of whether the index components are already shown in the list.
-------------------	--

Defect [QCCR1E63303](#)

Application	Asset Manager Application Designer
Symptoms	Application Designer crashes during the modification of <code>gbbase.xml</code> .
Description	The Application Designer crashes when modifying the <code>gbbase.xml</code> (for example, adding a new field in an existing table).
Resolution	Application Designer no longer crashes when modifying the <code>gbbase.xml</code> .

Defect [QCCR1E58980](#) (Support case [4622119177](#), [4001274632](#))

Application	Asset Manager Web client
Symptoms	In the Web client, user can still generate statistics report from the fields/links that he has no access rights to.
Description	When we select the Authorize display of all fields and links in the lists profile for a user while removing all user rights (RIU) to certain fields/links: <ul style="list-style-type: none"> ■ In the Windows client, the user cannot select those fields/links to generate the statistics report on the screen. ■ In the Web client, the user can still select those fields/links from the Statistics drop-down list; however, with the labels of all generated bar graphs being "(empty)".
Resolution	The defect happens because the user right is not taken into account when showing the statistics on the screen. Now this defect has been corrected so that only the authorized fields/links can be selected to generate the statistics.

Defect [QCCR1E58830](#) (Support case [4622119177](#), [4001274632](#))

Application	Asset Manager Web client
Symptoms	Users without access right to certain fields on a screen can still select the associated simple filters from the Filters drop-down list in the Web client.

Description	<p>When we select the Authorize display of all fields and links in the lists profile for a user while removing all user rights (RIU) to certain fields/links:</p> <ul style="list-style-type: none"> ■ In the Windows client, the user cannot select those fields/links when adding corresponding Simple Filter on the screen. ■ In the Web client, the user can still select those fields/links from the Filters drop-down list to apply these simple filters on the screen.
Resolution	<p>The defect happens because the user right is not taken into account when showing the filters on the screen. Now this defect has been corrected so that only the authorized fields/links can be selected as the filtering criteria.</p>

Defect **QCCR1E59947** (Support case **4623265979, 4627330860, 4627330860**)

Application	Asset Manager Windows client
Symptoms	Certain columns are missing from the view after the filter on the view has been modified.
Description	<p>This problem happens when you,</p> <ol style="list-style-type: none"> 1 Create a view with a simple filter on it. 2 Select Utilities/ Configure list shortcut menu in the view and add several columns in the record list. 3 Select Tools/ Views/ Modify current view menu to confirm the modification. <p>Then you reopen the view, you can view all the modifications.</p> <ol style="list-style-type: none"> 4 Change the filter in anyway then select Tools/ Views/ Modify current view menu again. <p>Now you reopen the view, you will see that the filter modification is saved, while the columns added in step 2 disappear.</p>
Resolution	The customized column display setting is now correctly saved when the filter is modified.

Defect **QCCR1E63254** (Support case **4627928567, 4001439862**)

Application	Asset Manager Web client
Symptoms	Unable to export the list of records on the wizard page of the Web client.
Description	<p>Web users cannot export the record list on the wizard page to Microsoft Excel if he accesses the Web client via the Internet Explorer. Although the Export to Excel icon appears, it is not active.</p> <p>It works when users use Mozilla Firefox as the browser.</p>

Resolution	This is an Internet Explorer issue related to the CSS. Now it has been fixed to make the Export icon work.
-------------------	--

Defect **QCCR1E51243** (Support case **4619859190, 4001210596, 4609953189, 4000929192, 4628701470, 4001462898**)

Application	Asset Manager Web client
Symptoms	System actions which the current user has no sufficient rights to execute are still visible in the Web client.
Description	<p>The access restriction behavior between Windows and Web client is inconsistent. Especially, the behavior of Web client is improper.</p> <ul style="list-style-type: none"> ■ In the Windows client, the system action is invisible to the user if the user role has no right to access it; ■ In the Web client, the system action is visible to users without corresponding right, error message is displayed only when user clicks on the user interface to perform the action. <p>System action which is inaccessible to the user without sufficient rights should be hidden from the user, other than displaying the user interface while preventing user's action with error message when the user tries to perform the action.</p>
Resolution	Now, the behavior of the Web client is consistent with the Windows client. The actions are only visible to users with corresponding rights.

Defect **QCCR1E64555** (Support case **4630149667, 4001506169**)

Application	Asset Manager Web client
Symptoms	The system action which the current user has no sufficient rights in function rights to execute is still visible in the Web client.
Description	When a User is denied to see some system actions in the functional domains, those system actions are still visible in the Asset Manager Web client.
Resolution	Now, the behavior of the Web client is consistent with the Windows client. The actions are only visible to users with corresponding rights.

Defect **QCCR1E58891** (Support case **4621103081, 4001247049**)

Application	Asset Manager Web client
Symptoms	The history records are invisible in the Web client.

Description	In the Web client, if you select any record that has history records (this record should has its history-traceable fields modified), you cannot find any records in the record details' History tab. However, if you click the count button in the History tab, the history records appear.
Resolution	This problem happens because there are linked fields from outer-join tables, and the outer-join doesn't work. Now it has been fixed by cascading the outer-join table.

Defect [QCCR1E64794](#) (Support case [4628051390](#), [4001443363](#), [4630007391](#), [4001501535](#))

Application	Asset Manager Web client
Symptoms	"ORA-00911" error occurs on the amLoginSlot table when the floating user logins reach the limit.
Description	The following error occurs when user attempts to log in Asset Manager Web client as a floating user. <pre>[Thrd#:5644]Parse: DELETE FROM amLoginSlot WHERE seLoginClass=1 AND lLoginId<>0 AND ((%1-%2)*1440)(SysDate+(-60/1440)), dtLastModif >= 10 [Thrd#:5644]VCreate: 0.000s [Thrd#:5644](-2006) Oracle error: ORA-00911: invalid character</pre> <p>Because of the floating user limit per licensing, the API tries to clean up the amLoginSlot table with a "DELETE" query. However, the query generated is incorrect.</p>
Resolution	Now, the "DELETE" query can be generated correctly so that floating user logins no longer trigger the "ORA-00911" error.

Defect [QCCR1E63139](#) (Support case [4627516951](#), [4001427535](#))

Application	Asset Manager Web client
Symptoms	Queries with variables created from the Query Editor of Web client cannot work.
Description	When you check the validity of the query script which contains variables and is created from the Query Editor of Web client, it returns that "Variable 'XXX' is not defined in the query". However, the same script can be verified and work correctly in the Windows client.

Resolution	Now the query script containing variables can be validated and work in the Web client.
-------------------	--

Defect [QCCR1E64088](#) (Support case [4628979689](#), [4001470861](#))

Application	Asset Manager clients
Symptoms	Error occurs when logging into Asset Manager 9.30 due to missing LDAP-specific dynamic library file from the installation folder.
Description	The following error arises when trying to log in Asset Manager in a LDAP SSL environment: <code>[Thrd#:5008] (-52) Unable to load LDAP-specific dynamic library ('oldap.dll').</code>
Resolution	Now, the third party library has been fixed.

Defect [QCCR1E65339](#) (Support case [4629895020](#), [4001498388](#))

Application	Asset Manager Web client
Symptoms	An incorrect query stops the Portfolio items table from working in the Web client.
Description	If an AQL query has been created on the Portfolio items table with some of the codes incorrect, visiting the Portfolio items screen will return the "cannotApplyFilter failed to update list state" error. The error stops the user from visiting other screens. Moreover, after the user has restarted the Tomcat server and reconnected to the Web client, another error occurs and prevents user from logging in: <code>An error occurred during authentication: The AXIS engine could not find a target service to invoke! targetService is Head/Administration</code>
Resolution	The error message would only pop out when user attempts to use the problematic query.

Defect [QCCR1E65704](#) (Support case [4630039008](#))

Application	Asset Manager Web client
Symptoms	Typing in the User field of the QBE wizard on the amPortfolio table returns error.

Description	On a customized screen of the amPortfolio table, when running the QBE filter with User as the filtering criteria, typing in the User field and letting it autocomplete returns the following error: ...<no matches>... An error occurred while searching completions
Resolution	The problem occurred because the Self filter is removed when the simplified filter option is set, while this filter is mandatory for the User field autocomplete. Therefore, the solution is to put back the Self filter even with the simplified filter set on.

Defect [QCCR1E65849](#) (Support case [4629094114](#))

Application	Asset Manager Windows client
Symptoms	Unable to modify a calculated field using the Modify button.
Description	After you have modified the script of a calculated field and clicked the tick icon to validate, the Modify button immediately greys out; therefore, the modification cannot be saved.
Resolution	This problem happened because the condition to determine if the record has been modified was only on system changes while not user changes. Now, both conditions are taken into account so that user can modify the calculated fields.

Defect [QCCR1E66037](#) (Support case [4630342092](#), [4001510762](#))

Application	Asset Manager Web client
Symptoms	Calculated field used in the Crystal Reports cannot exceed 255 characters .
Description	If the value returned by the calculated field is more than 255 characters in length, it will be truncated in the report.
Resolution	Now, the maximum length for calculated fields used in Crystal Reports is 4000 characters.

Defect [QCCR1E66962](#) (Support case [4632053816](#), [4001561730](#))

Application	Asset Manager Application Designer
Symptoms	"ORA-00955: name is already used by an existing object" error arise when enabling archiving in a demonstration Asset Manager database hosted by Oracle.

Description	<p>When enabling archiving in a demonstration Asset Manager database hosted by Oracle, the following error occurs:</p> <pre>Oracle error: ORA-00955: name is already used by an existing object ('Line 1 of script 'FINISH.Do, line 74''') SQL statement 'CREATE UNIQUE INDEX CnxType_1CnxTypeId ON arcnxType(1CnxTypeId)' could not be executed ('Line 1 of script 'FINISH.Do, line 74''') An error occurred while updating the database. ('Line 1 of script 'FINISH.Do, line 74''')</pre>
Resolution	This problem no longer happens.

Defect [QCCR1E67240](#)

Application	Asset Manager Application Designer
Symptoms	Unable to delete certain fields in the Asset Manager Application Designer when the backend database is Oracle.
Description	<p>In the Asset Manager Application Designer, deleting certain types of fields, such as Text and Date fails with the following error:</p> <pre>Oracle error: ORA-24373: invalid length specified for statement ('Line 1 of script 'FINISH.Do, line 74''') SQL statement '' could not be executed ('Line 1 of script 'FINISH.Do, line 74''') An error occurred while updating the database. ('Line 1 of script 'FINISH.Do, line 74''') Unknown error; rc=-2006 ('Line 1 of script 'FINISH.Do, line 74''') Wizard failed to execute</pre>
Resolution	This problem happened because the deletion statement is put in a conditional clause, which makes the statement empty when there is not constraint. Now the code has been fixed.

Defect [QCCR1E57074](#)

Application	Asset Manager clients
Symptoms	Global variables are reset upon calling AmRefreshProperty() .
Description	The global variable values in the wizard script are reset when the script calls AmRefreshProperty() .

Resolution	This problem happens because multiple script engines are used to deal with large script files. The private environment of these engines are separate and the global variable values are not synchronized among these engines. Now, it has been solved by using a single engine instead of multiple ones, so that global variable values in the wizard scripts no longer get reset when the script calls AmRefreshProperty() .
-------------------	---

Defect **QCCR1E67556** (Support case **QCIM1E66758 4632101775**)

Application	Asset Manager Web client
Symptoms	The guest user and the floating user with the same user role, the user role's authorization is larger than the guest's, logging on the web client in order, then the authorization is wrong.
Description	The floating user reuse the guest user's profile cache, then floating user have the same authorization with the guest, so some area can be modified by floating user in normal behavior, in this path, he can't.
Resolution	Change code, other users can not reuse guest's profile.

Defect **QCCR1E68237** (Support case **QCIM1E51904, 4609635629**)

Application	Asset Manager Windows client
Symptoms	When there is a checkbox displayed in the AssetCenter/Asset Manager windows client, clicking anywhere to the right of the checkbox, including the background where there is not text, will change the value of the checkbox.
Description	The focus size on the right of the checkbox was originally the size of the frame divided by 2 instead of being the size of the text.
Resolution	The focus size on the right of the checkbox has been reduced to be the size of the text.

Defect **QCCR1E64554**(Support case **QCIM1E65667 4631071748 4633507079**)

Application	Asset Manager clients
Symptoms	In the icon bar, when you click on the down arrow to look at views, the list is not sorted. Clicking on more also shows that the views are not sorted.
Description	The drop-down list displayed by clicking the arrow beside the Views icon in the Windows client is not sorted by name

Resolution	The current code is sorting by groupid, and now change to sort the items by name
-------------------	--

Enhancements and fixes introduced in version 9.30

The following defects were fixed as part of this release, in addition to those in the previous release:

Defect **QCCR1E54101**

Application	Asset Manager Application Designer
Symptoms	"Integrate a customization" operation makes a unique index no longer unique.
Description	Although there is a unique index on the FullName field of the amModel table, after clicking Action/ Integrate a customization in Asset Manager Application Designer, multiple models with the same FullName value can be created. The Model_FullName index is still set to Unique in the Application Designer, while the uniqueness has been removed actually.
Resolution	The "Integrate a customization" operation no longer removes the uniqueness of the Model_FullName index.

Defect **QCCR1E51242**

Application	Asset Manager clients
Symptoms	The behavior of the Serial# field in the amComputer/Full screen is incorrect.
Description	The Serial# of either record is read-only upon first visit of amComputer/Full screen (Portfolio management/ IT/ IT equipment/ IT equipment). However, it becomes editable for every record after a new record is created on this table.

Resolution	<p>The Serial# field of the amAsset table is not a link between amAsset and amPortfolio.</p> <p>As an overflow of amPortfolio, the amComputer should not display the amAsset.seriaNo either.</p> <p>The solution is that the page of the amPortfolio which has been using the amAsset.seriaNo field is removed. And, a column amPortfolio.amAsset.seriaNo has been added to the three screens of amComputer.</p>
-------------------	---

Defect **QCCR1E58374**

Application	Asset Manager API
Symptoms	Creating compact software installation via the HP Connect-It scenario returns error.
Description	When using HP Connect-It to import software installation data from HP Discovery and Dependency Mapping Inventory into Asset Manager (with both of the software installations and the software installation models set to bCompact=1 in the mapping, Asset Manager still tries to create a portfolio item record for the software installation, thus causes the error.
Resolution	This problem has been fixed.

Defect **QCCR1E55834**

Application	Asset Manager clients
Symptoms	If the number of concurrent users is greater than the size of idle connection pool <code><CnxPoolIdleSize></code> , there would be memory leaks when releasing the connections.
Description	The <code><CnxPoolIdleSize></code> value is defined in the <code>aamapi52.ini</code> file located in <code><%USERPROFILE%>\HP\AssetManager\conf</code> of the user running the Web Service.

Resolution	Temporary solutions are available for Windows and Linux platform; the memory pool has been introduced to the system. <ul style="list-style-type: none"> ■ For Windows platform, the Low Fragment Heap (LFH, the memory pool offered by Microsoft) is automatically enabled from Windows Vista. Also, it can be enabled manually for Windows XP, Windows 2000 and Windows 2003 server. ■ For Linux platform, the Anti-fragment patches are available from kernel 2.6.24, which has imported smart memory pool into the kernel.
-------------------	---

Defect **QCCR1E54141**

Application	Asset Manager clients
Symptoms	The "WPP Out of Memory" error occurs upon clicking the magnifying glass icon in the History tab of a record detail.
Description	In a large database which contains millions of records in the amHistory table, the "WPP Out of Memory" error occurs when you click the magnifying glass icon beside the From/To field in the History tab of the Orders detail screen.
Resolution	This error occurs because the system attempts to load all Modified on values in the database. Now only partial of them are loaded upon clicking the magnifying glass icon beside the From/To field.

Defect **QCCR1E56096**

Application	Asset Manager Windows client
Symptoms	Error occurs when entering certain date values to the date type fields in the Windows client.
Description	When entering "2/1/4501" into a date type field in the Windows client (for example, the In-service date field of the portfolio items screen), the field automatically shows "1/32/4501" and the following error arises: <pre>[Thrd#:6784] (-2010) The element 'Day'='32' is out of limits in the string '1/32/4501'</pre>
Resolution	This defect has been fixed, now the date value can be entered with no error.

Defect **QCCR1E50057**

Application	Asset Manager Windows client
Symptoms	The API AmCreateOrUpdateInvoiceFromReceipt() is not working as documented.

Description	When running the API AmCreateOrUpdateInvoiceFromReceipt() , it neither returns the desired result, nor error message.
Resolution	The behavior is now consistent with the documentation.

Defect **QCCR1E56480**

Application	Asset Manager Windows client
Symptoms	The ORACLE error "ORA-01795" prevents user from accessing the views in the menu.
Description	The ORACLE error "ORA-01795" (which indicates the incorrect statement of the IN clause) arises upon user's logging in the Asset Manager, and the user cannot access the views in the menu. It happens when the number of views in the system exceeds 1,000.
Resolution	This defect has been fixed.

Defect **QCCR1E56249**

Application	Asset Manager Web client
Symptoms	The statistical charts on the Portfolio management business home page displays the same for different login users.
Description	The statistical charts on the Portfolio management business home page accessed by admin and other users look exactly the same. Only by clicking the bars to display the detailed list of items can you find the difference between the statistics for admin and other users.
Resolution	The defect happens because the CurrentUser parameter is not taken into account when displaying the statistical charts on the business home page. Now, this parameter is taken into account when calling the business home page so that the page will display accordingly.

Defect **QCCR1E56942**

Application	Asset Manager Web client
Symptoms	LW-SSO settings get erased whenever Tomcat is restarted.
Description	The LW-SSO settings get erased (the values populated for the LW-SSO properties by clicking "Reset the SSO configuration") whenever Tomcat is restarted. The users have to re-enter the values each time after they restart Tomcat.

Resolution	This defect has been fixed so that users no longer need to re-enter the LW-SSO properties after restarting Tomcat.
-------------------	--

Defect **QCCR1E50734**

Application	Asset Manager Windows client
Symptoms	When the connection is broken between the WebService and the DBMS, the WebService has to be restarted.
Description	Once the connection is lost, the WebService will not automatically reconnect. On the WebTier, you will see errors like : cannotApplyFilter failed to update list state or other errors.
Resolution	When the connection error is detected, the connection pool is reset. Once the connection is automatically restored, the end users can proceed again with their action.

Defect **QCCR1E55618**

Application	Asset Manager clients
Symptoms	Certain files are missing from SACM integration folder.
Description	<ul style="list-style-type: none"> ■ MSSQL_UpdateSACMCreate.sql ■ Oracle_UpdateSACMCreate.sql ■ PopulateDtSACMCreate.bat <p>The following files needed for SACM integration are missing from: <Asset Manager installation folder>\integrations\sacm\AMDBUpdate</p>
Resolution	There is a field dtRecCreation in the amportfolio from Asset Manager version 5.20. So these files are no longer needed.

Defect **QCCR1E52995**

Application	Asset Manager clients
Symptoms	The same value displays inconsistently as PreviousVal and NewVal in the History tab of the amPortfolio table based on an Oracle database.

Description	<p>This problem happens when Asset Manager is based on an Oracle database.</p> <p>After enabling the history tracking on the User link of the amPortfolio table (by setting the Keep History value to Yes for this link in Asset Manager Application Designer), the modification to this link is recorded in the History tab of the detail part on the screen.</p> <p>However, the User link value sometimes displays in different formats when it appears as PreviousVal and NewVal:</p> <p>Before modification, the user value displays as NewVal normally; after modification, the same user value displays as PreviousVal with part of the string truncated.</p>
Resolution	The value is no longer truncated when it displays as PreviousVal .

Defect **QCCR1E55451**

Application	Asset Manager Windows client
Symptoms	In the Windows client, the list does not refresh automatically to show the value update in the detail
Description	In the Windows client of Asset Manager version 5.21, display the Serial# column on the Portfolio items screen list and update the Serial# field of a record in the Asset tab. The screen list does not show the modification until you click F5 to force screen refreshing. However, it works fine in version 4.32.
Resolution	The list now automatically refreshes the values which have been updated in the detail page.

Defect **QCCR1E51243**

Application	Asset Manager Web client
Symptoms	The system actions which the current user has no sufficient rights to execute are still visible in the Web client.
Description	<ul style="list-style-type: none"> ■ In the Windows client, the system action is invisible to the user if the user role has no right to access it; ■ In the Web client, the system action is visible to users without corresponding right, error message is displayed only when users click on the user interface to perform the action. <p>System action which is inaccessible to the user without sufficient rights should be hidden from the user, other than display the user interface and prevent user's action with error message when the user tries to perform the action.</p>

Resolution	This problem happened because of missing function right validation. Now, an UnAccessItems parameter has been added in the Web.xml file of the running Web Tier, the default value is FALSE. This problem can be solved by setting it to TRUE to force validating the function right when querying the accessible items.
-------------------	--

Defect **QCCR1E51850**

Application	Asset Manager Windows client
Symptoms	Error occurs when the amPortfolio.Parent link is populated with some string which ends with a space with the type-ahead feature enabled.
Resolution	The descriptive string of the amPortfolio table has been modified to make the type-ahead work.

Defect **QCCR1E52136**

Application	Asset Manager Windows client
Symptoms	The field autocompletion in certain wizards does not work in the Windows client.
Description	In the Windows client, field autocompletion function of the amPortfolio.Parent LinkEdit field does not work.
Resolution	The descriptive string of the amPortfolio table has been modified to make the autocompletion work. Before: [Model.Brand] [Model.Name] ([AssetTag]: [Code]) After: [Model.Brand.Name] [Model.Name] ([AssetTag]: [Code])

Defect **QCCR1E56982**

Application	Asset Manager Application Designer
Symptoms	Importing Demo database through Asset Manager Application Designer fails with "Error in time or date error (invalid value) ('Line 13 of script 'Finish.Do,line 352')".
Description	The error arises when importing the chareback rule (amCbkrule) table.

Resolution	This defect has been fixed by modifying the wrong mapping of the chareback rule.
-------------------	--

Defect **QCCR1E56429**

Application	Asset Manager Web client
Symptoms	In the Web client, exporting screen lists with an Integer (32-bit) column sorted in descending order causes duplicate records created in the Excel.
Description	In the Web client, when exporting screen lists with an Integer (32-bit) column sorted in descending order to Excel, duplicate records will be created in the Excel.
Resolution	You can export such list without duplicated records now.

Defect **QCCR1E57252**

Application	Asset Manager Web client
Symptoms	The date value displayed in the Web client is different from what is saved in the database.
Description	When the date happens to be within the daylight saving range, or when the user timezone is different from the server, the date may be displayed with one day difference from the database.
Resolution	The Web client now ignores the timezone when displaying the date.

Defect **QCCR1E54399**

Application	Asset Manager clients
Symptoms	Error arises when applying the fr_CA language property for Asset Manager Web client based on the Linux environment.

Description	<p>The following error messages arise when attempting to view a computer record on the Web client which is based on the Linux environment and whose language property is set to LANG=fr_CA (French Canadian) before starting Tomcat.</p> <pre>com.peregrine.ac.WsException: WebService : Operation impossible dans l'etat actuel.; nested exception is: java.text.ParseException: Unparseable date: "2009,00000000-9,00000000-3,00000000 9,00000000:30,00000000:00.000" java.text.ParseException: Unparseable date: "2009,00000000-9,00000000-3,00000000 9,00000000:30,00000000:00.000"</pre> <pre>at org.apache.axis.message.SOAPFaultBuilder.createFault(SOAPFaultBuilder.java:221) at org.apache.axis.message.SOAPFaultBuilder.endElement(SOAPFaultBuilder.java:128) at org.apache.axis.encoding.DeserializationContext.endElement(DeserializationContext.java:1087) at org.apache.xerces.parsers.AbstractSAXParser.endElement(Unknown Source)</pre>
Resolution	<p>When the language is set to fr_CA, the date returned to the Web Service is badly formatted. The root cause of this problem is that the system uses the floating format value to represent the date and separates the integer and decimal with a comma, which is not parseable in the fr_CA environment.</p> <p>This problem has been solved by modifying the floating values to always have a point as integer/decimal separator.</p>

Defect **QCCR1E56860**

Application	Asset Manager Application Designer
Symptoms	Abnormal behavior of the Comment link when the amComment table structure is modified.
Description	On the table screen of a customized database, updating the Comment field of multiple records at the same time causes those records to have the same lCommentId . Subsequently, whenever the comment of one of those records is updated, the comments of other records would be automatically updated to the same value.

Resolution	<p>The problem is solved like this:</p> <ul style="list-style-type: none"> ■ For the system extension tables, forbid any batch modification to a certain field of a list of records. ■ For the non-system extension tables, display a warning message when user attempts to modify, prompting that what they are trying to do may cause problem.
-------------------	--

Defect **QCCR1E57441**

Application	Asset Manager Application Designer
Symptoms	Creating Asset Manager Korean demonstration database fails on Windows Server 2008.
Description	<p>After installing Asset Manager Korean version on the Windows Server 2008 32-bit OS with Oracle 10g as the database management system, launching the Application Designer to create a new database from gbase.xml file fails with the following error message:</p> <pre>"Invalid value(file 'C:\Program Files\HP\Asset Manager 5.22 ko\config\systemlstdet_ko.cfg' line 233)".</pre>
Resolution	<p>Before converting the buffer to the Unicode characters, the system checks whether the buffer ends up with single-byte character. This issue happens because the single-byte character is converted to a unrecognizable character.</p> <p>Now the mechanism has been changed, if the single-byte character is detected, the system sends it back to the FileStream and starts conversion from this single-byte character next time. Therefore, unrecognizable character no longer occurs.</p>

Defect **QCCR1E55896**

Application	Asset Manager Web client
Symptoms	Performance issues occur in the multi-profile stress test.
Description	When a non-admin user tries to open a screen for the first time in the Asset Manager Web client version 5.22, it takes much longer time than it does in version 5.20.
Resolution	The code has been improved to shorten the data processing time.

Defect **QCCR1E57294**

Application	Asset Manager clients
Symptoms	Opening or creating a request line item from the Composition tab of the Purchase requests detail screen causes errors.

Description	Error occurs when you try to open an existing request line (by double-click) or create a new request line (by clicking "+") from the amReqLine table list in the Composition tab of the Purchase requests detail screen.
Resolution	You can open and create a request line from the Composition tab of the Purchase requests detail screen without error now.

Defect **QCCR1E55997**

Application	Asset Manager Windows client
Symptoms	Documents are not stored in the database when imported to the amContract table through import scripts.
Description	When an import script is run to import documents to the amContract table, the document gets linked to the contract; however does not get stored in the database. This behavior is not observed when a single document is imported manually.
Resolution	Documents imported through import scripts are stored in the database now.

Defect **QCCR1E50259**

Application	Asset Manager Web client
Symptoms	Asset Manager Web client does not enforce the accessibility definition when displaying the Filter list on a screen.
Description	Asset Manager Web client does not take amQuery:bPrivate (the Not shared option of a query which decides whether this query is accessible to other users) into account when displaying the Filter drop-down list box on a list screen. This causes the drop-down list box displaying more queries than expected.
	<p>Tip:</p> <p>A query should be visible only under the following conditions:</p> <ul style="list-style-type: none"> ■ It is a public query whose amQuery:bPrivate = 0. ■ It is a private query whose amQuery:bPrivate = 1, while its amQuery:Author (the Author property of this query) is the login user.
Resolution	Private query filters that are not owned by the current user no longer shows in the Web client.

Defect **QCCR1E50102**

Application	Asset Manager Web client
--------------------	--------------------------

Symptoms	Screen created in tree view comes up in table view when accessed as a selection list in the Web client.
Description	A screen created in tree view works correctly when accessed directly through navigation menu in the Web client. However, when this screen is used as a selection list (accessed through the link icon of a LinkEdit control), it comes up in table view.
Resolution	This defect has been fixed.

Defect **QCCR1E58587**

Application	Asset Manager Web client
Symptoms	The "on-the-fly creation" cannot process manually entered Thai characters in the Web client.
Description	In the Web client, when you manually enter a new value (not in the list of the parent table) for a link type of field in Thai language, you are to create a new record in the linked parent table on-the-fly. However, when you click Save , the entered value turns to junk characters.
Resolution	This problem has been solved by modifying the encoding/decoding mechanism between the REST client and the server.

Defect **QCCR1E53118**

Application	Asset Manager Export Tool
Symptoms	Inconsistent query result on the amHistory table when using the Export Tool.
Description	The request "SELECT self, Field, dtLastModif, NewVal, memPreviousCmt, PreviousVal, HistObjTable, AssetHistObject.AssetTag, PortfolioHistObject.AssetTag FROM amHistory" no longer returns records with either PortfolioHistObject.AssetTag or PortfolioHistObject.AssetTag missing.
Resolution	The request now returns all history records again regardless of whether they have their linked fields AssetHistObject.AssetTag and PortfolioHistObject.AssetTag populated.

Defect **QCCR1E59168**

Application	Asset Manager Web client
Symptoms	After changing the columns of a screen list (for example, hide a column), the screen loading time grows several times longer. Even if the column display is restored to the default setting, the screen loading is still quite slow.

Description	This problem happened because the algorithm to cache the display columns of a particular list was flawed.
Resolution	The algorithm has been fixed, changing the display columns of a screen list no longer affects the screening loading time.

Defect **QCCR1E58866**

Application	Asset Manager Web client
Symptoms	Duplicate title of "Available columns" in the "configure lists" window in the Web client.
Description	The two columns in the "Configure list" window (displayed via Utilities/Configure lists shortcut menu on a list of records) have the same title "Available columns".
Resolution	The title of the left and right columns should be "Available Columns" and "Selected Columns" respectively. This problem has been solved by changing the title of the right column to "Selected Columns".

Defect **QCCR1E60057**

Application	Asset Manager Windows client
Symptoms	The 64-bit Japanese Web Service cannot connect to Japanese database.
Description	When a 64-bit Japanese Web Service (deployed on the Apache Tomcat server based on Windows Server 2008 64-bit platform) connects to a Japanese database, the following error occurs. <pre>232 INFO - com.peregrine.ac.ws.desc.WsCacheLoader - pre-loading services : Head/* 001 FATAL - com.peregrine.ac.ws.desc.ACWebServiceCache - java.lang.RuntimeException: The service Administration does not contain any screen definition. The dll may not have the same language as the database has! 016 ERROR - org.springframework.web.context.ContextLoader - Context initialization failed</pre>
Resolution	This issue occurred because the 64-bit aamapi52.dll was not successfully translated. It has been solved by fixing the binary generation process to translate the 64-bit aamapi52.dll into corresponding language.

Defect **QCCR1E56994**

Application	Asset Manager Web client
--------------------	--------------------------

Symptoms	The Total no.records icon on the screen list in the Web client returns incorrect result under certain condition.
Description	When the system filter on the screen list contains "OR" condition, clicking the counting icon returns the count of all records instead of those meeting the filtering condition.
Resolution	Now the Total no.records icon returns correct result when the system filter on the screen list contains "OR" condition.

Defect [QCCR1E56423](#)

Application	Asset Manager Demo database
Symptoms	Importing demo data causes the "unique constraint violated" error.
Description	<p>The following error occurs when importing demo data into Asset Manager with Oracle as the DBMS:</p> <pre>(-2004) Oracle error: ORA-00001: unique constraint violated (-2004) Index error: A record in table 'Budget lines (amBudgLine)' with the values 'Sales-2010' for link 'Budget (Budget)', '2010 / Quarterly: Q1' for link 'Period (Period)', ' / ' for link 'Budget category (BudgetCategory)', ' ' for link 'Project (Project)' already exists in the database. (-2004) Index error: A record in table 'Budget lines (amBudgLine)' with the values 'Sales-2010' for link 'Budget (Budget)', '2010 / Quarterly: Q1' for link 'Period (Period)', ' / ' for link 'Budget category (BudgetCategory)', ' ' for link 'Project (Project)' already exists in the database. budgline: : Invalid record encountered importing into table 'Budget lines (amBudgLine)'</pre>
Resolution	This problem happens because the data of difference modules is mutual dependent. It has been solved by adding the dependencies into corresponding files under <Asset Manager installation folder>/datakit/.

Defect [QCCR1E59499](#)

Application	Asset Manager Application Designer
Symptoms	The deletion of a link causes some SQL names getting replaced in scripts.
Description	When you delete a link in the Asset Manager Application Designer, some SQL names get unexpectedly replaced in scripts (such as the mandatory or relevance scripts associated with a field).

Resolution	Deleting links no longer affects the scripts.
-------------------	---

Defect **QCCR1E61321**

Application	Asset Manager Application Designer
Symptoms	CRC error occurs and prevents the database structure and data from being imported to the new version of Asset Manager (using Asset Manager Application Designer).
Resolution	The defect has been fixed.

Defect **QCCR1E50378**

Application	Asset Manager Application Designer
Symptoms	Special Japanese characters may be replaced by middle dot during import or database creation
Description	When creating a new database or importing data into an existing database, some special Japanese characters in the database might be replaced by the Japanese middle dot characters.
Resolution	The defect has been fixed at the code level. The problem is gone when importing new data into the database. However, this fix cannot correct the middle dot character problem for the existing data in the database.

Defect **QCCR1E59535**

Application	Asset Manager Web client
Symptoms	Simultaneous updates of the same record are sometimes allowed and prohibited other times.
Description	The Web client behaves inconsistently when a record is updated simultaneously by multiple users.
Resolution	Strict validation is used for multi-user updates. If the record is being modified by one user, it can not be modified by other people.

Defect **QCCR1E59793**

Application	Asset Manager Web client
Symptoms	In the Web client, after clicking a link to view the details of the linked record, the Back to main document link does not appear sometimes.
Description	It's not always possible to go back through the Back to main document link in the Web client.

Resolution	A Back link is added in the detail page if the page is accessed by clicking a LinkEdit type link.
-------------------	--

Defect **QCCR1E50908**

Application	Asset Manager clients
Symptoms	A "No bean named 'labels' is defined" error occurs when modifying certain feature properties of a contract.
Description	The "No bean named 'labels' is defined" error occurs when you modify the Approaching end of term notified property in the Feature tab of a contract record detail.
Resolution	Modifying the feature property of contracts no longer causes this error.

Defect **QCCR1E50807**

Application	Asset Manager Application Designer
Symptoms	Error "The quantity of the batch must be greater than or equal to the sum of the quantities of its items" arises when attempting to create a portfolio item.
Description	The error occurs when you create a portfolio item with the following properties: <ul style="list-style-type: none"> ■ The Nature associated with (via Model) the portfolio item has a Management constraint of Asset tag. ■ The Indivisible qty of the Model is specified. ■ The Quantity of the portfolio item is multiple of the Indivisible qty defined in Model table and is greater than or equal to it.
Resolution	Now the default value of an asset's Total qty (amAsset.fTotalQty) is the portfolio item's Quantity (PortfolioItem.fQty).

Defect **QCCR1E56856**

Application	Asset Manager Application Designer
Symptoms	Language parameters cannot be inserted via Asset Manager Application Designer of another language.
Description	The Invalid value (file '' line 290) error arises when using the English version of AAsset Manager Application Designer to import the Japanese language parameters, and the database is corrupt after the operation.

Resolution	You can insert language parameters via another language version of Application Designer without error now.
-------------------	--

Defect **QCCR1E58223**

Application	Asset Manager clients
Symptoms	Receiving a purchase order for a large quantity of a certain item takes long time.
Description	<p>The problem happens after you perform the following operation:</p> <ol style="list-style-type: none"> 1 Create a request line in the Composition tab of a purchase request details. 2 Populate a large number in the Quantity field, for example: 80,000. 3 Change the purchase request status to Validated. 4 Click Quote/PO to create a purchase order from this request. 5 Issue the purchase order. 6 Receive the purchase order. <p>The receiving process is quite long because 80,000 records are created with each of their quantity equaling to one instead of one record with the quantity equaling to 80,000.</p>
Resolution	<p>The rule applied when receiving a large quantity of a certain item - the logic has been corrected to solve this problem. Asset Manager now complies with the following rules:</p> <ul style="list-style-type: none"> ■ If the Management constraint of the Nature associated with the received portfolio item is Unique asset tag, the quantity is split. For example, when receiving a purchase order for 8000 HP iPAQ hx4700, then 8000 records will be inserted into the amItemReceived table, the quantity of each record equals to 1. ■ Otherwise (if the Management constraint is Asset tag or Free), only one record is inserted into the amItemReceived table, and the quantity of this record should be equal to the number in the purchase request. For example, when receiving a purchase order for printer paper of which the piece quantity is 8000 (printer paper belongs to consumables whose the Management constraint is Free), only one record is inserted into the amItemReceived table with the quantity equaling to 8000.

Defect **QCRQ1E54393**

Application	Asset Manager clients
--------------------	-----------------------

Symptoms	In the output of running the wizard sysBudgVsExpenseByBudgetLine, the data of the "Not linked to a budget" line is incorrect.
Description	values of the "Not linked to a budget" was caculated by the formula "Total - (the summary of values from the second row to the fourth row)", which is incorrect for sure. The correct caculation formula for "Not linked to a budget" should be "Total - (the summary of values from the second row to the second last row)". The last line should be renamed to a more accurate name, like "Not linked to a budget line" as the rest of the lines are all budget lines.
Resolution	The defect has been fixed in code level.

Defect **QCCR1E54998**

Application	Asset Manager APIs
Symptoms	Importing data from HP Enterprise Discovery into Asset Manager is slow.
Description	Importing data from HP Discovery and Dependency Mapping Inventory into Asset Manager through HP Connect-It is slow. It takes several days for millions of records to import.
Resolution	You can accelerate the importing by using the parallel mode. An instruction is available from HP support.

Defect **QCCR1E56924**

Application	Asset Manager clients
Symptoms	Request Asset Manager to support HTML format Email
Description	Asset Manager 5.2x does not support HTML Email which forces users to send Email through Connect-IT for an acceptable format.
Resolution	An option has been added to the amActionMail API to enable you to send HTML format Email. You can view the "HTML format" option in the Messaging tab of the message type actions.

Defect **QCCR1E59176**

Application	Asset Manager Automated Process Manager
Symptoms	All workflows including the expired ones are triggered immediately after Asset Manager Automated Process Manager recovers from an unexpected shutdown.

Description	When the Asset Manager Automated Process Manager recovers from an improper shutdown (for example, when the physical server loses power; or when it is brought down without first stopping the Asset Manager Web Service), all workflows are triggered immediately. Even those expired workflows scheduled to execute once are restarted.
Resolution	The defect has been fixed.

Defect **QCCR1E58793**

Application	Asset Manager Application Designer
Symptoms	Making modifications to the language specific items corrupts the database.
Description	<p>For example, if you</p> <ol style="list-style-type: none"> 1 Connect to a multilingual database through an English Asset Manager Application Designer. 2 Change the language from English to Japanese. 3 Create a new screen with Japanese characters as the label names of the screen. 4 Save the database changes. 5 Reconnect to the database and change the language from English to Japanese. <p>You will see that the labels/descriptions of all screens/pages become messy codes.</p>
Resolution	The current design does not support entering non-built-in language characters in the Asset Manager Application Designer, we will document this limitation in the user guides.

Defect **QCCR1E57289**

Application	Asset Manager clients
Symptoms	Wizard sysBudgVsExpenseByBudgetLine returns incorrect data.
Description	In the expense lines returned by the Budget & expenses by budget line for the current fiscal year... wizard (SQL name: sysBudgVsExpenseByBudgetLine), the data of the Not linked to a budget item is incorrect.

Resolution	The calculation formula for Not linked to a budget has been corrected to "Total = <Sum of values from the second row to the second last row>". To be more accurate, the Not linked to a budget has been renamed to Not linked to a budget line because all the rest of the list are budget lines.
-------------------	--

Defect **QCCR1E58022**

Application	Asset Manager Web client
Symptoms	Auto-complete is not working correctly when creating the purchase request lines in the Web client.
Description	In the Web client, auto-complete of the Product field in the Composition tab of the purchase request line details shows unrelated selections.
Resolution	Auto-complete now works correctly in that field.

Defect **QCCR1E58706**

Application	Asset Manager Web client
Symptoms	In the Web client, the screen cannot be sorted by an indexed field if this field is specified in Other columns .
Description	<p>This problem can be reproduced by:</p> <ul style="list-style-type: none"> ■ In the Asset Manager Application Designer, <ol style="list-style-type: none"> 1 Select the List/Detail tab in the detail of a screen. 2 Add an indexed field to the Other columns field. 3 Save the database modification. ■ In the Web client, <ol style="list-style-type: none"> 1 Display the indexed column specified previously in the screen. 2 Click the column header of the indexed column to sort this list screen by this field. <p>You will see that the indexed items cannot be sorted in a column. However, if this indexed field is moved to the Columns in the list field in the screen details (in the Asset Manager Application Designer), the screen list can be sorted.</p>
Resolution	The indexed fields of the Other columns category are now sortable in the Web client.

Defect **QCCR1E50362**

Application	Asset Manager Windows client
--------------------	------------------------------

Symptoms	The returned result is inverted when filtering a table screen on a Boolean type of feature.
Description	When filtering a table screen with a simple filter on a Boolean type of feature: Selecting "Yes" returns the records whose value of this feature are "No"; selecting "No" return the records with value "Yes".
Resolution	The simple filter on a Boolean type of feature now returns the correct results.

Defect **QCCR1E57909**

Application	Asset Manager clients
Symptoms	Syntax error occurs when running the Create a software license management counter wizard (SQL name: sysSamCreateSoftwareCounter).
Description	When selecting multiple departments as part of the entitlements during the creation of a software license management counter (using the sysSamCreateSoftwareCounter wizard), a syntax error occurs and causes the creation to fail.
Resolution	The syntax error has been corrected.

Defect **QCCR1E60778**

Application	Asset Manager Windows client
Symptoms	Hidden columns are not automatically displayed when a list is sorted by index.
Description	<p>When sorting a list by index via selecting Configure list from the contextual menu, for example, the amPortfolio list screen.</p> <ul style="list-style-type: none"> ■ In Asset Manager version 4.3: the hidden columns which are the components of the index are automatically added to the screen list. ■ In Asset Manager version 5.22: nothing happens after you have made your selection from the Sort by index drop-down list. The "no index" remains there whatever you have chosen. No warning message is displayed in such condition, and the hidden columns that are members of the index are not displayed.

Resolution	This error occurred because the Sort by index item can be selected only when its components (fields or links) are already shown in the list; if not, it always displays "no index". Now it has been corrected so that you can select the Sort by index item regardless of whether the index components are already shown in the list.
-------------------	--

Defect **QCCR1E63303**

Application	Asset Manager Application Designer
Symptoms	Application Designer crashes during the modification of <code>gbbase.xml</code> .
Description	The Application Designer crashes when modifying the <code>gbbase.xml</code> (for example, adding a new field in an existing table).
Resolution	Application Designer no longer crashes when modifying the <code>gbbase.xml</code> .

Defect **QCCR1E63320**

Application	Asset Manager Windows client
Symptoms	The returned result is inverted when filtering a table screen on a Boolean type of feature.
Description	When filtering a table screen with a simple filter on a Boolean type of feature: <ul style="list-style-type: none"> ■ Selecting "Yes" returns the records whose value of this feature are "No"; ■ Selecting "No" returns the records with value "Yes".
Resolution	The simple filter on a Boolean type of feature now returns the correct results.

Defect **QCCR1E58980**

Application	Asset Manager Web client
Symptoms	In the Web client, user can still generate statistics report from the fields/links that he has no access rights to.

Description	When we select the Authorize display of all fields and links in the lists profile for a user while removing all user rights (RIU) to certain fields/links: <ul style="list-style-type: none"> ■ In the Windows client, the user cannot select those fields/links to generate the statistics report on the screen. ■ In the Web client, the user can still select those fields/links from the Statistics drop-down list; however, with the labels of all generated bar graphs being "(empty)".
Resolution	The defect happens because the user right is not taken into account when showing the statistics on the screen. Now this defect has been corrected so that only the authorized fields/links can be selected to generate the statistics.

Defect **QCCR1E58830**

Application	Asset Manager Web client
Symptoms	Users without access right to certain fields on a screen can still select the associated simple filters from the Filters drop-down list in the Web client.
Description	When we select the Authorize display of all fields and links in the lists profile for a user while removing all user rights (RIU) to certain fields/links: <ul style="list-style-type: none"> ■ In the Windows client, the user cannot select those fields/links when adding corresponding Simple Filter on the screen. ■ In the Web client, the user can still select those fields/links from the Filters drop-down list to apply these simple filters on the screen.
Resolution	The defect happens because the user right is not taken into account when showing the filters on the screen. Now this defect has been corrected so that only the authorized fields/links can be selected as the filtering criteria.

Defect **QCCR1E58599**

Application	Asset Manager clients
Symptoms	When using a script type action to write an external file, the file is written in ANSI.
Description	The scripts should be able to read/write external files in Unicode.

Resolution	The option Force Unicode text file has been added in the Edit/Option/Advanced Mode menu of the Windows client to enable Asset Manager scripts to read/write text files in Unicode.
-------------------	--

Defect **QCCR1E58989**

Application	Asset Manager clients
Symptoms	The Err.Raise (<Error number>, <Error message>) function returns not only the user-defined but also the system error messages.
Description	Users are looking for a way to hide the system error message from the result of Err.Raise() .
Resolution	<p>A new option ([Hide system error]) is provided to exclude the system error message such as the 'error in line number' information from the result of the Err.Raise () function. The new syntax is:</p> <pre>Err.Raise (<Error number>, <Error message>, [Hide system error])</pre> <ul style="list-style-type: none"> ■ If [Hide system error] is set to '1', then the function hides the 'error in line number' message. ■ If it is set to '0', the function returns the full information. <p>Based on this new implementation, the Web client goes a step further by providing another option <code>Error.Message.Display.FullText</code> in the <code>C:\Program Files\HP\Asset Manager 9.32 xx\webtier\package.properties</code> file.</p> <ul style="list-style-type: none"> ■ If <code>Error.Message.Display.FullText</code> is set to FALSE, then a +/- icon appears so that you can collapse/fold the error message. ■ If it is set to TRUE, then all of the information defined by the <code>Err.Raise()</code> function is displayed.

Defect **QCCR1E59947**

Application	Asset Manager Windows client
Symptoms	Certain columns are missing from the view after the filter on the view has been modified.

Description	<p>This problem happens when you,</p> <ol style="list-style-type: none"> 1 Create a view with a simple filter on it. 2 Select Utilities/ Configure list shortcut menu in the view and add several columns in the record list. 3 Select Tools/ Views/ Modify current view menu to confirm the modification. <p>Then you reopen the view, you can view all the modifications.</p> <ol style="list-style-type: none"> 4 Change the filter in anyway then select Tools/ Views/ Modify current view menu again. <p>Now you reopen the view, you will see that the filter modification is saved, while the columns added in step 2 disappear.</p>
Resolution	The customized column display setting is now correctly saved when the filter is modified.

Defect [QCCR1E63254](#)

Application	Asset Manager Web client
Symptoms	Unable to export the list of records on the wizard page of the Web client.
Description	<p>Web users cannot export the record list on the wizard page to Microsoft Excel if he accesses the Web client via the Internet Explorer. Although the Export to Excel icon appears, it is not active.</p> <p>It works when users use Mozilla Firefox as the browser.</p>
Resolution	This is an Internet Explorer issue related to the CSS. Now it has been fixed to make the Export icon work.

Defect [QCCR1E51243](#)

Application	Asset Manager Web client
Symptoms	System actions which the current user has no sufficient rights to execute are still visible in the Web client.
Description	<p>The access restriction behavior between Windows and Web client is inconsistent. Especially, the behavior of Web client is improper.</p> <ul style="list-style-type: none"> ■ In the Windows client, the system action is invisible to the user if the user role has no right to access it; ■ In the Web client, the system action is visible to users without corresponding right, error message is displayed only when user clicks on the user interface to perform the action. <p>System action which is inaccessible to the user without sufficient rights should be hidden from the user, other than displaying the user interface while preventing user's action with error message when the user tries to perform the action.</p>

Resolution	Now, the behavior of the Web client is consistent with the Windows client. The actions are only visible to users with corresponding rights.
-------------------	---

Defect **QCCR1E64555**

Application	Asset Manager Web client
Symptoms	The system action which the current user has no sufficient rights in function rights to execute is still visible in the Web client.
Description	When a User is denied to see some system actions in the functional domains, those system actions are still visible in the Asset Manager Web client.
Resolution	This problem happened because of missing function right validation. Now, an UnAccessItems parameter has been added in the Web.xml file of the running Web Tier, the default value is FALSE. This problem can be solved by setting it to TRUE to force validating the function right when querying the accessible items.

Defect **QCCR1E58891**

Application	Asset Manager Web client
Symptoms	The history records are invisible in the Web client.
Description	In the Web client, if you select any record that has history records (this record should has its history-traceable fields modified), you cannot find any records in the record details' History tab. However, if you click the count button in the History tab, the history records appear.
Resolution	This problem happens because there are linked fields from outer-join tables, and the outer-join doesn't work. Now it has been fixed by cascading the outer-join table.

Defect **QCCR1E64794**

Application	Asset Manager Web client
Symptoms	"ORA-00911" error occurs on the amLoginSlot table when the floating user logins reach the limit.

Description	<p>The following error occurs when user attempts to log in Asset Manager Web client as a floating user.</p> <pre>[Thrd#:5644]Parse: DELETE FROM amLoginSlot WHERE seLoginClass=1 AND lLoginId<>0 AND ((%1-%2)*1440)(SysDate+(-60/1440)), dtLastModif >= 10 [Thrd#:5644]VCreate: 0.000s [Thrd#:5644](-2006) Oracle error: ORA-00911: invalid character</pre> <p>Because of the floating user limit per licensing, the API tries to clean up the amLoginSlot table with a "DELETE" query. However, the query generated is incorrect.</p>
Resolution	Now, the "DELETE" query can be generated correctly so that floating user logins no longer trigger the "ORA-00911" error.

Defect [QCCR1E63139](#)

Application	Asset Manager Web client
Symptoms	Queries with variables created from the Query Editor of Web client cannot work.
Description	When you check the validity of the query script which contains variables and is created from the Query Editor of Web client, it returns that "Variable 'XXX' is not defined in the query". However, the same script can be verified and work correctly in the Windows client.
Resolution	Now the query script containing variables can be validated and work in the Web client.

Defect [QCCR1E63361](#)

Application	Asset Manager Web client
Symptoms	The AssetManager.UserLogin account is locked upon user's logging in the Web client.
Description	The Admin account is locked upon logging in the Web client when it is using a password other than blank.

Resolution	Changing the password of the Admin account involves not only redeploying the Web Service application but also the Web Tier application. This problem happened because the program was missing the code to enable the replacement of AssetManager.UserPwd during Web Tier deployment. Therefore, the solution is to redeploy the Web Tier if you are logging in the Web client with Admin account whose password is other than blank.
-------------------	---

Defect **QCCR1E64088**

Application	Asset Manager clients
Symptoms	Error occurs when logging into Asset Manager 9.30 due to missing LDAP-specific dynamic library file from the installation folder.
Description	The following error arises when trying to log in Asset Manager 9.30 in a LDAP SSL environment: <code>[Thrd#:5008] (-52) Unable to load LDAP-specific dynamic library ('oldap.dll').</code>
Resolution	Now, the third party library has been fixed.

Defect **QCCR1E65704**

Application	Asset Manager Web client
Symptoms	Typing in the User field of the QBE wizard on the amPortfolio table returns error.
Description	On a customized screen of the amPortfolio table, when running the QBE filter with User as the filtering criteria, typing in the User field and letting it autocomplete returns the following error: <code>...<no matches>... An error occurred while searching completions</code>
Resolution	The problem occurred because the Self filter is removed when the simplified filter option is set, while this filter is mandatory for the User field autocompletion. Therefore, the solution is to put back the Self filter even with the simplified filter set on.

Defect **QCCR1E50811**

Application	Asset Manager Web client
Symptoms	The connection pool configuration parameters are not documented.

Description

The following parameters are not documented:

```
/Advanced/CnxPoolMinSize  
/Advanced/CnxPoolIdleSize  
/Advanced/CnxPoolMaxSize  
/Advanced/CnxPoolMemory  
/Advanced/CnxPoolLifeTimeMinutes  
/Advanced/CnxPoolSecurityCheckMinutes
```

Resolution

The connection pool configuration parameters are set in the **aamapi93.ini** file.

- 1 Create the **aamapi93.ini** file for the account who is starting the WebService if it is not created yet. See **Installation** guide, Chapter **.ini and .cfg files** for the location of this file in different operation systems.
- 2 Add the following lines into the **aamapi93.ini** file.

```
[Option]
/Advanced/CnxPoolMinSize=<Number of different connections to ramp up in the connection pool at the startup. Different connections serve different profiles to ensure fast access speed and each connection can be used by a different user having the same profile. The value is also the minimum connections left in the pool after RESET. The default value is 1. It should be less than CnxPoolIdleSize.>

/Advanced/CnxPoolIdleSize=<Number of connections to the Asset Manager database that are kept allocated to the connection pool. CnxPoolIdleSize should be equal to or greater than CnxPoolMinSize and less than CnxPoolMaxSize. The default value is 32. The more memory left on the WebService apart from the JVM WebService server, the higher this parameter can be.
Example: for Microsoft SQL Server used on the standard Asset Manager database structure on a 32-bit dedicated instance for the WebService: 60 with a JVM Xmx set to 500 MB. If the server has allocated 1 GB of RAM to Asset Manager WebService JVM Xmx, then the CnxPoolIdleSize might be reduced to 40 or less. This parameter has to be tested and refined according to your DBMS and your database structure.
For Asset Manager 64-bit WebService, CnxPoolIdleSize can be set to a much higher value, depending on the server Memory: 250 is a possible baseline on a 16 GB Server.>

/Advanced/CnxPoolMaxSize=<Maximum number of connections to the Asset Manager database that can be served at the same time by the connection pool. After having been served by the WebService for an atomic operation (such as getting a list, a record detail), the connections allocated between CnxPoolIdleSize and CnxPoolMaxSize will be released in memory. The default value is 64. A good value to start with would be [CnxPoolIdleSize + 5].
Due to the fact that connections in the connection pool between CnxPoolIdleSize and CnxPoolMaxSize are allocated and released for each atomic transaction is costly in performance, CnxPoolMaxSize is given to enable to perform operations at peak times. For performance reasons, consider first tuning CnxPoolIdleSize rather than CnxPoolMaxSize>
```

/Advanced/CnxPoolMemory=<RAM (in MB) that must be free on Asset Manager WebService server before a new connection in the pool can be allocated.

This parameter is taken into account by Windows 32-bit WebService only. The default value is 100 MB. More efficient recycling policy and protection policy will be launched if the available memory reaches CnxPoolMemory. If there is less memory available, a warning is displayed by Asset Manager WebTier.

It is recommended to have a sufficient size so that enough memory will be allocated for active connections. If this parameter is too low, you may experience out of memory issues in Asset Manager WebService, and you may need to restart Asset Manager WebService. Recommended value: at least 250 MB if 2 GB of RAM are allocated to the usage of Asset Manager WebService on its server>

/Advanced/CnxPoolLifeTimeMinutes=<RESET cycle of the connection pool. The default value is 900 Minutes, which indicates that the pool will be reset every 15 hours>

/Advanced/CnxPoolSecurityCheckMinutes=<Refreshing cycle of user's access rights (in Min). The default value is 10 Min, indicating that the system will check the user's access rights every 10 minutes. If you set it to 0, the user will always access Asset Manager with the latest profile>



Note:

The **CnxPoolMemory** parameter is applicable only to 32-bit Windows platform. It is ignored on windows 64-bit WebService instance and on all Unix platforms.

Enhancements and fixes introduced in version 5.22

Defect **QCCR1E53781**

Application	Asset Manager Windows Client
Symptoms	When importing records to the amSoftInstall table by using the ddmi76am52/ddmiam_swnorm.scn scenario of Connect-IT, these records are unexpectedly inserted into the amPortfolio table.

Description	This happens despite that the Do not link the installation with a portfolio item (bCompact) field is not checked in the model's detail. Note: Do not link the installation with a portfolio item indicates no record should be created in the portfolio items table when the installation/utilization is created.
Resolution	Importing records to the amSoftInstall table no longer affects the amPortfolio table when the Do not link the installation with a portfolio item is selected.

Defect **QCCR1E50821**

Application	Asset Manager clients
Symptoms	A database error arises when creating a Digital Telephones portfolio item.
Description	Missing the mandatory data when creating a new record in the am-Phone table will prevent correct creation even after a second try has fulfilled the mandatory condition. The following error arises and prevents the creation: "Unable to read a record. Possible causes are: - you don't have the necessary user rights, - the record has been deleted, - the database is incorrect (broken link). You can try updating with the REFRESH command (F5).
Resolution	This defect has been fixed.

Defect **QCCR1E53037**

Application	Asset Manager Windows client
Symptoms	A customized wizard is unable to work in some conditions.
Description	An error occurs when trying to run a customized wizard to issue a purchase order.

Resolution	This is because the wizard contains global variables. After a previous step changes the global variables, the following steps will be unable to use them. The code has been fixed so the global variables can be used in each step now.
-------------------	--

Defect **QCCR1E52989**

Application	Asset Manager Web client
Symptoms	Autocomplete selection item in LinkEdit type of field is not retained after the screen refreshes.
Description	In a wizard of the Web client, after populating a LinkEdit type of field through autocomplete, click a button to refresh the related LinkEdit fields on the wizard screen. The expected behavior upon this operation is that the related LinkEdit fields on the screen are automatically filled with corresponding values based on the populated LinkEdit field. However, they are emptied instead of filled.
Resolution	This defect has been fixed. The selections are retained properly after the wizard screen refreshes.

Defect **QCCR1E50974**

Application	Asset Manager Windows Client
Symptoms	In a tab with two lists, modifications to one of them are not always kept by Asset Manager Windows GUI.
Description	Add an item in one of the lists and close the screen; the item disappears upon re-opening this screen.
Resolution	This defect has been fixed.

Defect **QCCR1E50767**

Application	Asset Manager Windows client
Symptoms	The following error message appears when trying to update the Incident Assignment field of a portfolio item. You do not have 'update' right on field 'ID of link Incident assignment (Description archived) (arstrIncidentAGId)' in table 'Portfolio items (amPortfolio)'.

Description	This error appears when user without 'General AR Access' right attempts to modify the Incident Assignment field. Assigning the user right 'General AR Access' to the user profile can solve the problem, however, the error should not arise even without the user right.
Resolution	The code has been fixed so the Incident Assignment field can be updated without any error even if the user right 'General AR Access' is not included in the user profile.

Defect **QCCR1E55275**

Application	Asset Manager clients
Symptoms	The actual number of enabled Floating Users is not consistent with the number of Floating Users defined in the Asset Manager license entitlement.
Resolution	This defect has been fixed.

Defect **QCCR1E55130**

Application	Asset Manager Web Client
Symptoms	It is impossible to run Asset Manager Web client with LDAP authentication on the 64-bit Windows OS.
Description	The <code>oldap.dll</code> is not shipped OOB with Asset Manager 64-bit version of the Web Servers. Only <code>aamapi52.dll</code> , <code>amjni52.dll</code> and <code>libeay64.dll</code> are shipped.
Resolution	The <code>oldap.dll</code> has been compiled and packaged with Asset Manager 64-bit version.

Defect **QCCR1E51887**

Application	Asset Manager Web Client
Symptoms	The DBQueryBox type list does not allow Go to last page navigation on Asset Manager Web Client.
Description	This problem happens because Go to last page function is disabled on the Web client by default.

Resolution

The **Go to last page** function is now enabled on the Web client.

Defect QCCR1E52057**Application**

Asset Manager Web Client

Symptoms

Service Manager and Asset Manager menu aggregation is not working correctly.

Description

- When logging in the Service Manager Web Tier (<http://localhost/ServiceManager/>), the navigation menu only displays the Service Manager node. The service Manager logs the following error message:

```
ERROR TP-Processor3 cwc.jsLog.cwctree.js - XML is invalid: Failed to Connect to AssetManager
```

- When logging in the Asset Manager Web Tier (<http://localhost/AssetManager/>), the navigation menu displays both the Asset Manager and the Service Manager nodes.
-

Resolution

A hotfix which solves the menu aggregation problem is delivered. Proceed with either of following two methods after finishing the installation of the hotfix.

- ◆ Method 1: create a new user role
 - 1 Log in the Asset Manager Windows client as Admin.
 - 2 Click **New** in the **Administration/ Rights/ User profiles** screen.
 - 3 Create a new profile with the following properties:
 - **SQL name:** Aggregate_service_SM_requester
 - **User Rights:** Full write access
 - **Function rights:** Full write access
 - **Access restriction:** None



Note:

Select the rights as desired; however, don't change the SQL name.

- 4 Click **New** in the **Administration/ Rights/ User roles** screen.
- 5 Create a new role with the following properties:
 - **SQL name:** Aggregate_service_SM_requester
 - **Profiles:** Aggregate_service_SM_requester
- 6 Select the **Administrator** record on the **Organization/ Employees and departments** screen.
- 7 Select the **Profiles** tab.
- 8 Select **Aggregate_service_SM_requester** for the **Role** used at connection field.
- 9 Open the web.xml file located in <Tomcat installation folder>\webapps\AssetManager\WEB-INF.
- 10 Add the following scripts:

```
<env-entry>
<description>The user role was defined in AM client f
or SM aggregation</description>
<env-entry-name>Aggregation.Role.SqlName</env-entry-n
ame>
<env-entry-type>java.lang.String</env-entry-type>
<env-entry-value>Aggregate_service_SM_requester</env-
entry-value>
</env-entry>
```

Resolution

- ◆ Method 2: Use an existing user role, the following steps take Request from example:
 - 1 Open the web.xml file located in <Tomcat installation folder>\webapps\AssetManager\WEB-INF.
 - 2 Add the following scripts:

```
<env-entry>
<description>The user role was defined in AM client f
or SM aggregation</description>
<env-entry-name>Aggregation.Role.SqlName</env-entry-n
ame>
<env-entry-type>java.lang.String</env-entry-type>
<env-entry-value>Aggregate_service_SM_requester,Reque
ster</env-entry-value>
</env-entry>
```

Note:

The string in <env-entry-value> is separated by a comma.

After finishing the procedures, log in the Service Manager Web Tier, both Asset Manager and Service Manager nodes display.

Defect [QCCR1E52931](#)

Application	Asset Manager Windows client
Symptoms	An error arises when attempting to populate the Int. technician field in a batch for multiple work orders in the Windows client.
Description	An error occurs when attempting to populate the Int. technician field (amWorkOrder table, Tracking/ Technician tab) for multiple work orders in a batch : [Thrd#:4524](-2006) ODBC error: [Microsoft][ODBC SQL Server Driver][SQL Server]'WebService_FullName_AmDbval' is not a recognized built-in function name. SQLState: 37000 [Thrd#:4524](-2006) SQL statement 'SELECT TOP 201 E1.lIconId , E1.lEmplDeptId, E1.MrMrs, E1.Name, E1.FirstName, E1.Title, E1.Phone, E1.Fax FROM itam.amEmplDept E1, itam.amEmplGroup E2, itam.amRelEmplGrp R3 WHERE E2.lGroupId <> ? AND E1.lEmplDeptId IN (SELECT E4.lEmplDeptId FROM itam.amEmplDept E4 WHERE CHARINDEX (WebService_FullName_AmDbval(?), E2.FullName) = ?) AND E1.lEmplDeptId=R3.lEmplDeptId AND R3.lGroupId=E2.lGroupId ORDER BY E1.lEmplDeptId' could not be executed

Resolution	The Int. technician field can now be populated in a batch without errors.
-------------------	--

Defect **QCCR1E50142**

Application	Asset Manager
Symptoms	Certain Asset Manager applications crash (Possible applications might be: the Export Tool, the Web client) in a specific customer's HPUX environment, and no error log is displayed to help the customer to solve the problem.
Description	This problem only happens under the following specific conditions: <ul style="list-style-type: none"> ■ Asset Manager is running on HPUX environment. ■ The Asset Manager application uses LDAP authentication.
Resolution	Two library files are provided to solve the problem. They are located in the <Asset Manager installation folder>\bin\amoldap directory. The procedure of replacing the original library files is as follows: <ol style="list-style-type: none"> 1 Stop the Asset Manager Web service. 2 Go to <Asset Manager installation folder>\bin\. 3 Backup the original library files: liboldap.so and liblber-2.3.so.2. 4 Copy the new library files from the amoldap directory and replace the corresponding files in the bin directory. 5 Restart the Asset Manager Web service.

Defect **QCCR1E50944**

Application	Asset Manager Windows client
Symptoms	An error arises when creating a Lease schedule type contract with too large valid date interval (dStart - dEnd).
Description	The error message is like: <p>Value 'XXXX' for field 'Economic depreciation duration (tsAccrualPeriod)' is invalid: It must be positive</p> <p>where 'XXXX' is the duration computed based on the dStart and dEnd values you entered.</p> <p>The contract is created despite of the error message, however, with Economic depreciation duration (tsAccrualPeriod) being 0 days.</p>

Resolution	The date interval is computed and stored in a system list. When the interval is too large, it would exceed the limitation of the list. The date interval verification has been added to the creation wizard. An error message will display to prevent the creation when the interval is larger than 50 years.
-------------------	--

Defect **QCCR1E55128**

Application	Asset Manager clients
Symptoms	The "[DB2/LINUX8664] SQL0206N" error arises when accessing any record of amPortfolio table.
Description	The error messages are like: [Thrd#:13040] (12001) ODBC-Fehler: [IBM] [CLI Driver] [DB2/LINUX8664] SQL0206N \ "A1.ARDACCEPT\" ist in dem verwendeten Kontext ungültig. SQLSTATE=42703\r\n SQLState: S0022 ('Zeile 1 des Skripts ''Irrelevant' von Verknüpfung 'Softwareinstallation (SoftInstall)' der Tabelle 'Ausrüstungselemente (amPortfolio)''')
Resolution	It now works well on both Windows and Web client.

Defect **QCCR1E51834**

Application	Asset Manager Windows client
Symptoms	The Nature field displays a number instead of the nature name on a certain screen.
Description	The Nature field (which is a LinkEdit type of field) in the General tab of the amPortfolio table (Portfolio management/ Portfolio items) displays a number instead of the desired nature name.
Resolution	The code has been fixed so the Nature field displays the name as expected.

Defect **QCCR1E52796**

Application	Asset Manager Windows Client
Symptoms	The actual capacity of the license is not consistent with what is defined in the license file.

Description	The license declares to allow more than 20 concurrent users; however, the actual capacity is not consistent with what is defined in the license. The following error message arises when more than 20 floating users attempt to log in simultaneously. [Thrd#:4572] (-56) The maximum number of concurrent users (20) has been reached.
Resolution	The actual capacity of concurrent users is consistent with what is declared in the license now.


Defect **QCCR1E53995**

Application	Asset Manager Windows client
Symptoms	Asset Manager Windows client freezes when trying to view the help-on-field text which contains a double byte Japanese character '~'.
Description	In the Windows client, an administrator user can define the help-on-field text for a field by selecting Configure Object from the context menu on this field and editing in the Help tab. However, the Windows client freezes when trying to view the help-on-field text which contains a double byte Japanese character '~' in either of the Description , Example or Precautions section.
Resolution	Asset Manager has updated the logic to handle the double byte Japanese character '~'.

Defect **QCCR1E51886**

Application	Asset Manager Web Client
Symptoms	On the Web client, exporting records in a DBQueryBox type of list to Excel returns incorrect result.
Description	Only the records currently displayed on the screen are exported, and these records are repeatedly inserted till reaching the limit of the Excel export.
Resolution	The records in the DBQueryBox type list can be exported normally now.

Defect **QCCR1E50102**

Application	Asset Manager Web client
Symptoms	A screen created in tree view comes up in table view when accessed as a selection list (through clicking  behind a LinkEdit control).

Description	A screen created in tree view works correctly when accessed directly through navigation menu in the Web client. However, when this screen is used as a selection list, it comes up in table view.
Resolution	This defect has been fixed.

Defect **QCCR1E54434**

Application	Asset Manager clients
Symptoms	Inconsistent behaviors of exporting a long Comment text from Asset Manager.
Description	Normally, exporting a long Comment text from Asset Manager complies with the following rules: <ul style="list-style-type: none"> ■ Only 255 characters are exported to a text file, the rest of them are truncated; ■ The exported text displays in T () formula in Excel. However, the rules are not enforced if the long text is exported right after modification: <ul style="list-style-type: none"> ■ The complete comment is exported even if the length exceeds 255 characters; ■ The T () formula has syntax error when exported to Excel: the right parentheses is lost.
Resolution	Asset Manager now enforces the rules consistently whether exporting the Comment before or after modification.

Defect **QCCR1E51849**


Application	Asset Manager Web Client
Symptoms	The wizard button labels are not displayed on the Web client although no problem occurs on the Windows client.
Description	The label of a button in the wizard is displayed normally on the Windows client. However, it is not showing up on the Web client.

Resolution The wizard on the Web client can now display the button label normally as Windows client does.

Tip:

The layout of a command button may look skewed if there is no related label. The workaround is to update the wizard script by adding Label = "
" for the command button.

Defect **QCCR1E54531**

Application	Asset Manager Windows client
Symptoms	Abnormal behavior of the LinkEdit control on a wizard page in the Windows client.
Description	On a customized wizard page with one LinkEdit and two Command-Button controls, the link icon  behind the LinkEdit box unexpectedly grays out after clicking the two buttons in turn.
Resolution	This defect has been fixed.

Defect **QCCR1E55522**

Application	Asset Manager Automated Process Manager
Symptoms	When disconnected from the Oracle database, the Automated Process server does not reconnect.
Description	The Asset Manager Automated Process Manager does not reconnect when it is disconnected from the Oracle database. However, it works fine with the Microsoft SQL database.
Resolution	The reconnection mechanism does not take effect because of the configuration issue. It has already been fixed.

Defect **QCCR1E50725**

Application	Asset Manager clients
Symptoms	Filters on the LinkEdit field in a wizard fail to take effect under certain circumstances.
Description	For the LinkEdit field with a filter in a wizard: <ul style="list-style-type: none">■ When populated through the drop-down list, the filter works properly. Only the values that meet the filter conditions are displayed in the list.■ When populated through autocompletion, the filter fails to hide and prevent user from selecting the values that do not meet the conditions. The error only arises after the value has been selected.

Resolution	Filters are taken into account when performing the autocompletion.
-------------------	--

Defect **QCCR1E50078**

Application	Asset Manager Web Client
Symptoms	An error arises upon exporting a filtered table to Excel when the query filter is created in another functional domain.
Description	For example: create a query on the amPortfolio table under /Portfolio management/ domain, while use this query filter in amPortfolio_2 table under /Portfolio management_2/ domain. Exporting the filtered records into Excel would be prevented with error message.
Resolution	Asset Manager now exports the data normally when applying the filter on the table under another functional domain.

Defect **QCCR1E51351**

Application	Asset Manager Windows client
Symptoms	If an itemized list in a wizard contains a value with "&", the value is displayed inconsistently when in the drop-down list and in the field.
Description	For example, if one of the value in the itemized list is "H&M": <ul style="list-style-type: none">■ It displays normally as "H&M" in the drop-down list;■ However, as soon as it is selected and displayed in the field, it becomes "HM" (with "M" underlined).
Resolution	The value with "&" now displays normally both in the field and the drop-down list.

Defect **QCCR1E51287**

Application	Asset Manager clients
Symptoms	The rent calculation for a particular month may be skipped.
Description	When using the Rent (Calculate rents and loans) module of Automated Process Manager to calculate the rents of a contract, a particular month (in this case, February) might be skipped.

Resolution	The Rent (Calculate rents and loans) module of Automated Process Manager has been fixed, so it no longer skips a month under specific conditions.
-------------------	--

Defect **QCCR1E50032**

Application	Asset Manager Web client
Symptoms	The query filter on the amPortfolio table (Portfolio Management/ Portfolio items) returns inconsistent results on the Windows client and Web client.
Description	The query filter is not functioning properly on the Web client.
Resolution	The query filter now works fine on the Web client as on the Windows client.

Defect **QCCR1E50105**

Application	Asset Manager Web client
Symptoms	An error arises whenever trying to update the location of an employee or creating a new location record.
Description	<p>In the Web client, during the process of creating a portfolio item, reselecting a model from the Model list in the tree view mode causes error.</p> <p>The following details the issue:</p> <ol style="list-style-type: none"> 1 Display the Portfolio items (Portfolio management/ Portfolio items) screen in the Web client. 2 Click New and click the list icon next to Model. 3 Switch the model list from table view to tree view. 4 Select a model from the list and go back to the detail screen. 5 Select another tab (for example: Business services). 6 Click the list icon next to model again to select a different model, the error arises: <div style="border: 1px solid black; padding: 5px; margin: 10px 0;"> <p>Error: Duplicate component ID 'listForm:mainList-mainList:Field0' found in view.</p> </div>
Resolution	This problem is caused by duplicated components when rendering the tree view. It is solved by removing all duplicated components.

Defect **QCCR1E50107**

Application	Asset Manager clients
--------------------	-----------------------

Symptoms	The entitlement is invisible in the Named Entitlements tab of the details of a portfolio item if it is added from another table.
Description	The entitlement granted to a portfolio item in the amEntitlement table is not visible on the Named entitlements tab of the portfolio item (amPortfolio table).
Resolution	<p>Originally, the Named entitlements tab (PgEntitlement) of the Portfolio items screen displays the entitlement list by using the link Attributions, which was designed for, and can only be used in the integration with HP Client Automation.</p> <p>Except for the above integration, the link RelEntitlPortf should be used instead to display the entitlement list.</p> <p>The resolution is that the content of PgEntitlement page of amPortfolio table has been modified to use RelEntitlPortf instead of Attributions. For example:</p> <pre>RelEntitlPortf ListConfig="Name,40,Code,20" Caption="\ "Add a named entitlement to '\self\''\'' Id="field_attr".</pre>

Defect QCCR1E51561

Application	Asset Manager Web client
Symptoms	Exporting the filtered records to Microsoft Excel causes errors on the Web client.
Description	<p>On the Asset Manager Web client, an error arises when applying a user-defined filter on a certain table and attempting to Export the filtered records to Microsoft Excel.</p> <p>The error messages are as follows:</p> <pre>java.lang.NullPointerException at com.hp.ov.ac.web.exportexcel.Export.writeHeaders(Export.java:210) at com.hp.ov.ac.web.exportexcel.ListExport.doExport(ListExport.java:56) at com.hp.ov.ac.web.exportexcel.ExcelExportServlet.doGet(ExcelExportServlet.java:67)</pre>
Resolution	This defect has been fixed.

Defect QCCR1E51720

Application	Asset Manager Windows client
Symptoms	Asset Manager Windows client crashes upon changing the value of certain field whose modification history is saved.

Description	<p>In this case, Windows client crashes when changing the Contract status field of the amContract table (amContract.seStatus) with the following settings:</p> <ol style="list-style-type: none"> 1 In Asset Manager Application Designer, enable the Use Unicode text fields option under the Database menu for a Microsoft SQL Server Demo database. 2 In Asset Manager Windows client, select Administration\ Database Options and set the database option "History"- "System Enums will be historized using their labels rather than their raw numeric value" to Yes. 3 Select Configure object\ Keep history from the contextual menu of the amContract.seStatus field and set the value to Yes. 4 Change the value of the Contract status field.
Resolution	Asset Manager Windows client no longer crashes under this circumstance.

Defect **QCCR1E53270**

Application	Asset Manager Application Designer
Symptoms	The stored procedure called during Connect-It processing is quite slow and inefficient.
Description	It consumes over twenty percent of the total processing time. However, it appears to offer no known value to the processing.

Resolution

The following database options (isolation commands of customizing the SQL Server) are provided to solve the problem.

Section : SqlServer, Entry : WriteIsolation
Section : SqlServer, Entry : ReadIsolation

To implement the fix, proceed with the following steps if Microsoft SQL server 2005 or 2008 is your DBMS:

- 1 Change your database options through Microsoft SQL Server Query analyzer (the following take AMDemo52en as an example).

```
ALTER DATABASE AMDemo52en SET READ_COMMITTED_SNAPSHOT ON
ALTER DATABASE AMDemo52en SET ALLOW_SNAPSHOT_ISOLATION ON
GO
```

- 2 Log in the Asset Manager Windows client and select **Administration/Database Options** from the menu.
- 3 Change the Asset Manager Database options as follows:

```
Sql Server specifics      Isolation command before s
tarting a write transacti
on                        Sql
Server                    WriteIsolation
Sql Server specifics      Isolation command for retu
rning to data browsing re
ad mode.                  Sql
Server                    ReadIsolation
```

Defect **QCCR1E51030**

Application

Asset Manager Windows client

Symptoms

The **sysProcRequestFromProduct (Procurement/ Requests/ Create a request from products)** wizard will not create a new re-quest whenever a record is selected on a screen.

Description

The following details the wizard behavior:

- 1 Select **Procurement/ Requests/ Create a request from products** from the navigation menu.




Note:

Make sure no screen is open at this moment.

- 2 The wizard title is "Wizard: Create a new request..." and it can fulfill creating a request from a selected product.
- 3 Display a screen and select a record on the screen list.
- 4 Relaunch the wizard, the wizard title becomes "Wizard: Add request lines..."

Resolution	<p>The logic behind the sysProcRequestFromProduct wizard has been corrected by adding a condition:</p> <ul style="list-style-type: none"> ■ If the selected record is within the amRequest table, the wizard will add a request line to the record. ■ Otherwise, it will create a new request based on this record.
-------------------	---

Defect **QCCR1E54523**

Application	Asset Manager Windows client
Symptoms	The sysSamCreateSoftContract (Portfolio management/ IT/ Software Asset Management/ Create a software contract) wizard arises "Cannot insert duplicate key row" error when creating a contract with a new contact and with an existing contract as parent.
Description	<p>The error ODBC error: [Microsoft][ODBC SQL Server Driver][SQL Server]Cannot insert duplicate key row in object 'dbo.amThirdParty' with unique index 'ThirdPrt_lCntrIdDe'. SQLState: 23000 ('Line 276 of script 'FINISH.Do, line 2669') arises after finishing the following steps:</p> <ol style="list-style-type: none"> 1 Select Portfolio management/ IT/ Software Asset Management/ Create a software contract from the navigation menu. 2 Select From an existing contract and click Next. 3 Select a source contract and click Next twice. 4 Select This contract is an addendum to be linked to an existing contract and click Next. 5 Select a parent contract and click Next twice. <hr/> <div style="background-color: #f0f0f0; padding: 5px;"> <p> Note:</p> <p>Make sure this contract has a third party info, you can find it in amThirdParty table.</p> </div> <hr/> <ol style="list-style-type: none"> 6 Select New contact and click Next. 7 Populate the Name field and click Next twice. 8 Assign a different name to the internal contract reference and click Finish, the error arises.

Resolution	The sysSamCreateSoftContract wizard can create a software contract with no error now.
-------------------	--

Defect **QCCR1E54663**

Application	Asset Manager Windows client
Symptoms	<p>The behavior of the Remove and Add button on the Modify the list of license models to take into account (sysSamAddLic2Counter) and Modify the list of installation models to take into account (sysSamAddInst2Counter) wizard is problematic.</p> <p>Moreover, certain labels of the listboxes in the two wizards are incorrect.</p>
Description	<p>The improper behaviors are as follows:</p> <ol style="list-style-type: none">1 After clicking Remove below the second listbox, the removed record should be added back to the first listbox, and user can re-select it. However, it disappears from either of the two boxes upon clicking Remove.2 After selecting a record in the second listbox and clicking Remove, select another record in the first listbox and click Add. Both of the two records show in the second listbox.3 In wizard sysSamAddLic2Counter, the description of the second listbox is Installation models to include in the installations/utilizations count; however, it should be License models to include in the installations/utilizations count.4 In wizard sysSamAddInst2Counter, the description of the listbox on the summary page is License models to include in the installations/utilizations count; however, it should be Installation models to include in the installations/utilizations count.
Resolution	<p>These issues have been fixed:</p> <ol style="list-style-type: none">1 Removed records will show in the first listbox.2 Removed records will no longer show in the second listbox after it is removed and another record is added.3 The label texts have been corrected.

Defect **QCCR1E54261**

Application	Asset Manager Application Designer
--------------------	------------------------------------

Symptoms	On the Asset Manager Application Designer (French version 5.12 build 6689), it is impossible to create a Unicode database from the database structure file (located in <Asset Manager installation folder>\config) on a Unicode Oracle instance which uses Unicode text fields.
Description	An error arises prompting that the amimpl.exe is ANSI instead of Unicode.
Resolution	The build is Unicode now.

Defect [QCCR1E50367](#)

Application	Asset Manager Web Client
Symptoms	The filter on the Components tab of the Portfolio item screen is not properly applied in the Web client.
Description	In the Windows client, the Components tab lists the portfolio items which compose the selected record; the Application tab lists the software installed on the selected record. However, in the Web client, the Components tab lists both the components and the software installations of the same record.
Resolution	The Components tab no longer lists the software installations.

Defect [QCCR1E49866](#)

Application	Asset Manager Web client
Symptoms	Access restriction on the amStatistics and amAction table works on the Windows client, however, loses its effect on the Web client.
Description	Log in as a user with access restriction on the amStatistics and amAction table through Windows client, the restricted tables cannot be accessed by the user. However, log in as the same user through Web client, the restricted tables can still be accessed.
Resolution	Access restriction on the amStatistics and amAction table has been implemented on the Web client.

Defect [QCCR1E53269](#)

Application	Asset Manager Windows client
Symptoms	The Windows client crashes after hiding and unhiding all tabs of certain screens through Tools/ Configure tabs on such screens.

Description	<p>For example, the application crashes after proceeding the following steps:</p> <ol style="list-style-type: none"> 1 Click Organization/ Named entitlements to open the amEntitlement/Full screen. 2 Select Tools/ Configure tabs and hide all tabs, click OK. 3 Select Tools/ Configure tabs again and unhide all tabs, click OK.
Resolution	<p>The Windows client no longer crashes upon hiding and unhiding all the tabs of a screen.</p> <p>The Windows client crashes because it uses the tab index which becomes invalid when all tabs are hidden.</p> <p>Now it verifies the validity of the tab index before using it. If the tab index is invalid, it is recomputed and set to the first valid tab index.</p>

Defect [QCCR1E54744](#)

Application	Asset Manager Web Client
Symptoms	Asset Manager Web service server crashes when using the LDAP SSL on Linux platform.
Description	<p>The Web service server crashes with the following error message when attempting to use the LDAP SSL on Linux platform:</p> <p>An unexpected error has been detected by HotSpot Virtual Machine:</p> <pre>SIGSEGV (0xb) at pc=0xa7f10103, pid=4891, tid=2857098096</pre> <p>Java VM: Java HotSpot(TM) Client VM (1.5.0_21-b01 mixed mode , sharing) Problematic frame: C [liblber-2.3.so.0+0x7103] ber_strdup_x+0x33</p>
Resolution	<p>This problem happens because of an unknown conflict between the open LDAP library and the Oracle client. To solve it, use</p> <pre>export LD_PRELOAD=/usr/local/HP/AssetManager/bin/libldap.so</pre> <p>before starting the JAVA application server.</p>

Defect [QCCR1E52611](#)

Application	Asset Manager Web Client
Symptoms	The current mechanism is that new connections are rejected when the connection pool memory reaches the limit defined in <code>aamapi51.ini (/Advanced/CnxPoolMemory)</code> .

Description A new mechanism is requested to provide the user with other options:

- Discard the existing connections.
- Release the memory taken by the query results (for example: large lists in scripts/wizards/export to Excel).

Resolution Asset Manager now forces releasing all idle connections to accept new requests when the connection pool or the Web Service server reaches the memory limit. The Web Tier will receive an error message only under the following two circumstances:

- when all the connections are in use and there is no memory to create a new connection;
- or when the maximum connection has been reached.

A set of parameters of connection pool are changed in `aamapi52.ini` located in `<%USERPROFILE%>\HP\AssetManager\conf` of the user running the Web Service:

```
[Option]
...
/Advanced/CnxPoolMinSize=1 <MB default>
/Advanced/CnxPoolIdleSize=32 <MB default>
/Advanced/CnxPoolMaxSize=64 <MB default>
/Advanced/CnxPoolMemory=100 <MB default>
/Advanced/CnxPoolLifeTimeMinutes=900 <Min default>
```

The rules of the parameter values are as follows:

- **CnxPoolMinSize** indicates the number of different connections to ramp up in the connection pool at the startup. The different connections serve different profiles to ensure fast access speed. The value is the minimum connections left in pool after the RESET. It should be less than **CnxPoolIdleSize**.
- **CnxPoolIdleSize** indicates the number of connections reserved in system for efficient access. **CnxPoolIdleSize** should be less than **CnxPoolMaxSize**.
- **CnxPoolMaxSize** indicates the maximum number of connections that can be accepted by current Asset Manager.
- **CnxPoolMemory** is the limit of available physical memory left for Asset Manager. More efficient recycling policy and protection policy will be launched if there is the available memory reaches **CnxPoolMemory**(MB) .
- **CnxPoolLifeTimeMinutes** indicates the RESET cycle of connection pool. For default, after 900 minutes (15 hours), the pool will be reset.

Defect **QCCR1E50383**

Application	Asset Manager clients
Symptoms	An error arises whenever trying to update the location of an employee or creating a new location record.

Description	<p>The error messages are as follows:</p> <pre>[Thrd#:5168](-2006) ODBC error: [Microsoft][ODBC SQL Server Driver][SQL Server]Only one expression can be specified in the select list when the subquery is not introduced with EXISTS. SQLState: 37000 [Thrd#:5168](-2006) ODBC error: [Microsoft][ODBC SQL Server Driver][SQL Server]Statement(s) could not be prepared. SQLState: 37000 [Thrd#:5168](-2006) SQL statement 'BEGIN \nINSERT INTO amLocation (lLocaId, Name, BarCode, lCountryId, NCfgCode, FullName, NCfgShortName, dtLastModif) VALUES (?, ?, ?, ?, ?, ?, ?, ?, GetDate())\nUPDATE amLocation SET amLocation.dfA72C12D3=(SELECT ISNULL(C2.df0AE162F7,-32767), C2.df0AE162F7 FROM amLocation L1, amCountry C2 WHERE L1.lLocaId = amLocation.lLocaId AND L1.lCountryId=C2.lCountryId) WHERE amLocation.lLocaId = ?\nSELECT dtLastModif FROM amLocation WHERE lLocaId = ?\nEND \n' could not be executed</pre>
Resolution	This defect has been fixed.

Defect [QCCR1E55301](#)

Application	Asset Manager Application Designer
Symptoms	Asset Manager Application Designer crashes when copying a database to an empty database.
Description	<p>There are two ways to copy a database to an empty database:</p> <ul style="list-style-type: none"> ■ copy the database into a Unicode target database (Action/ Copy database to empty database/ Unicode target code page menu) ■ copy the database into a target database whose code page is the same as the source database (Action/ Copy database to empty database/ Original target code page menu) <p>Both actions cause the crash of Asset Manager Application Designer.</p>
Resolution	This defect has been fixed.

Defect [QCCR1E55441](#)

Application	Asset Manager Web client
Symptoms	The calendar appears outside of the wizard frame in the Web client.
Description	After clicking the calendar icon on a wizard page of the Web client, the calendar displays outside of the wizard frame; users have to scroll down the page to find the calendar.

Resolution	The coordinate was badly calculated because of the scrollbar. Now, the scrollbar size has been added to coordinate calculation.
-------------------	---

Defect QCCR1E52136

Application	Asset Manager Windows client
Symptoms	The field autocompletion function in certain wizard does not work in the Windows client.
Description	<p>In the Windows client, field autocompletion function of the LinkEdit control in certain wizard does not work: a LinkEdit field cannot be autocompleted although there are matched values.</p> <p>See Advanced Use guide, Chapter Wizards, Section Types of controls and associated properties for more information of the LinkEdit control.</p>
Resolution	<p>A workaround has been provided to solve this problem.</p> <p>In the database which reported this error, the description string of amPortfolio table is defined as: [Model.Brand] [Model.Name] ([AssetTag]: [Code]). The description can be retrieved/modified in Application Designer. When performing the autocompletion in a link type field, Asset Manager parser is querying the target fields in the linked table by matching the entered value in the format of description string.</p> <p>This issue happens because the parser cannot find any matching value in the format of the original description string.</p> <p>Proceed with the following steps to solve the problem:</p> <ol style="list-style-type: none"> 1 Backup the database. 2 Close all Asset Manager clients and stop all processes accessing the database. 3 Connect to the database in Application Designer. 4 Select the amPortfolio table from the navigation tree. 5 Replace the String property with: [Model.Brand.Name] [Model.Name] ([AssetTag]: [Code]). 6 Click Modify. 7 Click File/ Update database structure.

Defect QCCR1E55271

Application	Asset Manager Windows Client
Symptoms	Error "SQL0511N " arises whenever trying to modify an amAsset record details based on a DB2 customer database

Description	The "SQL0511N" error arises and prevents user from updating the amAsset record details based on a DB2 customer database.
Resolution	This defect has been fixed.

Defect **QCCR1E55998**

Application	Asset Manager Windows Client
Symptoms	The Windows client crashes upon clicking the Import Database button.
Description	The Windows client crashes after you: <ol style="list-style-type: none"> 1 Select File/ Import menu from the Windows client. 2 Click Import Database.
Resolution	The issue is introduced by a previous fix for QCCR1E50003, and it has been solved now.

Enhancements and fixes introduced in version 5.21

Defect **AM111616152**

Application	Asset Manager Windows client
Symptoms	Certain fields for selected criteria are not always grayed out on screens opened through the QBE filter.
Description	Screens opened through QBE filter are started with a system hidden filter corresponding to the QBE selected criteria. Those criteria, when non-equivocal, should prevent the modification of corresponding fields of matching records. This rule is called 'fixed fields enforcement'. However, fields were not always consistently grayed out in all cases. <p>Note:</p> Non-equivocal indicates that the criteria includes no wildcards and can specifically point to those records which meet the criteria.

Resolution Fixed fields enforcement will now work with any non-equivocal filter definition.

Note:

Equivocal QBE criteria won't trigger the fixed fields enforcement. Using SQL wildcards for a text field filter would eliminate filtered text from the potential 'fixed fields' list.

Defect **AM716165827**

Application	Asset Manager Windows client
Symptoms	When a currency symbol partially overlaps with another one, it might become unusable.
Description	<p>Currency symbols that contain characters used as other currency symbols are not allowed.</p> <p>When currency symbols contain characters used as other currency symbols, the following error occurs: Value 'X' is not a valid double-precision number (where 'X' is the currency value you entered).</p> <p>For example, the symbol for Sweden's currency (SEK) contains an 'E', which is also used to represent the Euro, entering SEK100.00 would cause error.</p>
Resolution	The currency symbol parser has been adjusted to recognize all currencies.

Defect **AM922155630**

Application	Asset Manager Windows client
Symptoms	The +Screen wizard allows nonexistent functional domain.

Description	<p>If you enter a nonexistent functional domain in the +Screen wizard, the screen will be created with an empty functional domain.</p> <p>The following procedure shows you how to add a screen through +Screen wizard:</p> <ol style="list-style-type: none"> 1 Click Portfolio/ Assets and Batches to display the amAsset table. 2 Click Tools/ Views/ Create a custom view from the current table. Name the view EOL-WEBSITE1 , check Visible in menus and uncheck Not Shared, then click Add. 3 Click Tools/ Views/ Edit custom views and select EOL-WEBSITE1 . 4 Click +Screen and enter the following parameters (assume /View/ is not exist in function domain): <ul style="list-style-type: none"> ■ Screen name: EOL-WEBSITE1 ■ SQL name: EOL_WEBSITE1 ■ Functional domain: /Views/ ■ Screen set: Full 5 Click Finish. 6 In Asset Manager Application Designer, verify that the view EOL-WEBSITE1 has an empty domain.
Resolution	The functional domain field in +Screen wizard is now Linkedit class, which ensures this value exists in functional domain.

Defect AM10122226

Application	Asset Manager Windows client
Symptoms	The screen with htmlLabel class fields displays slowly in certain situations.
Description	The screen displays slowly if it contains calculated field which uses htmlLabel . The performance of htmlLabel needs improvement. For details about htmlLabel , refer to the Tailoring Guide, Chapter Customize a page: Insert HTML content .
Resolution	Field positions are no longer flushed to display until the definitive positions are ready for all of them. The displaying performance of htmlLabel is improved.

Defect AM109163443

Application	Asset Manager Windows client
Symptoms	Asset Manager memory usage remains high after database disconnection

Description	Memory usage upraised during a working session is not released when disconnecting from database. Must quit application to get memory usage back to its initial level.
Resolution	Disconnection operation now releases the memory previously locked during the connected session.

Defect **AM106205322**

Application	Asset Manager Web client
Symptoms	The Location field of the amComputer table cannot be updated through the Web client.
Description	Updating the Location field of the amComputer table works in the Windows GUI, however, it fails in the Web client.
	<p>Tip:</p> <p>To modify the Location of a computer record: click the record in the amComputer table (Portfolio management/ IT/ IT Equipment/ Computers), select a new value for the Location field, and click Modify.</p>
Resolution	AM persistence controller is now fixed to correctly handle such situations.

Defect **AM106212912**

Application	Asset Manager Web client
Symptoms	Impossible to open a screen in the Organization domain on a specific database. Cryptic error message:
	message java.lang.NullPointerException
Description	The error is due to some mistake in the specific database.
Resolution	Clearer error message is provided to help identify and solve the problem.

Defect **AM108113614**

Application	Asset Manager Application Designer
Symptoms	Repairing triggers may corrupt database in certain situations.

Description	When repairing a database with missing triggers using Asset Manager Application Designer (Action/ Diagnostics / Repair database menu), the database sometimes corrupts because Application Designer stopped the repair process as soon as the destruction of a missing trigger was attempted.
Resolution	Missing triggers are no longer an obstacle to completing the "repair trigger" operation.

Defect **AM10818410**

Application	Asset Manager Web client
Symptoms	Cryptic error message appears while displaying the Projects tab of a record from the Employees table on a specific database.
Description	The error is due to some mistake in the specific database.
Resolution	Clearer error message is provided to help identify and solve the problem.

Defect **AM108183635**

Application	Asset Manager Web client
Symptoms	When a monetary value could not be displayed properly in a number entry control (because such data conversion is not supported), the following error appeared in the error log of the Tomcat WebTier (no error message on the web GUI): NumberEdit - Unsupported datatype conversion: com.peregrine.ac.data.types.base.ACMonetary on the Web
Resolution	The message was re-categorized to "warning" and the message wording was improved to eliminate confusion.

Defect **AM102713222**

Application	Asset Manager API
Symptoms	Reconciliation fails for data created/read through the Asset Manager API DLL.
Description	The reconciliation process would be disabled/broken if the data is created/read through Asset Manager API DLL. For more information about the API DLL, refer to the Programmer's reference guide, chapter Using the API .

Resolution	The reconciliation process is now enabled also when running the Asset Manager API DLL.
-------------------	--

Defect **AM101515154**

Application	Asset Manager Web client
Symptoms	Some customized screens which contained a large number of columns for the main list could fail to open on the web client, although they opened correctly on the Windows client. Error message: Error: Duplicate component ID 'listForm:mainList-mainList:c-1890005471' found in view.
Resolution	Fixed

Defect **AM101516339**

Application	Asset Manager Web client
Symptoms	Applying a filter defined by a query wizard (QBE) that contains an itemized list type field, then clicking the Current filter: <QBE name> link causes a blank page to appear.
Description	The query wizard is accessible from the drop-down on top of the records list.
Resolution	Fixed

Defect **AM108182051**

Application	Asset Manager Web client
Symptoms	Cryptic error message appears while displaying the Stocks tab of a record from the Locations table on a specific database.
Description	The error is due to some mistake in the specific database.
Resolution	Clearer error message is provided to help identify and solve the problem.

Defect **AM1022185949**

Application	Asset Manager clients
Symptoms	HP-UX versions of Asset Manager products could not use OpenLDAP.
Description	HP-UX versions of Asset Manager products could not use OpenLDAP because the OpenLDAP library is not correctly linked with Asset Manager.

Resolution	The build process was fixed to correctly link the OpenLDAP library with HP-UX versions of Asset Manager.
-------------------	--

Defect **AM411152814**

Application	Asset Manager Windows client
Symptoms	When the user of a portfolio item was changed, the change of user was propagated to the components of the portfolio item, which in many circumstances is not the desired behavior.
Resolution	A database option Agent (Administration/ Database options menu) is added which allows the user to stop propagating the portfolio item's user to its component.

Defect **AM1029111429**



Application	Asset Manager Web client
Symptoms	The Go back to document being edited link did not work for records that were created by duplicating another record. User had to log out and log in again to be able to edit any record.
Resolution	Fixed

Defect **AM106212843**

Application	Asset Manager Web client
Symptoms	Impossible to open a screen in the Portfolio domain on a specific database. Cryptic error message: <code>message java.lang.NullPointerException</code>
Description	The error is due to some mistake in the specific database.
Resolution	Clearer error message is provided to help identify and solve the problem.

Defect **AM102117556**

Application	Asset Manager Web client
Symptoms	When using the BASIC script to create a new record in a table, Asset Manager does not always check whether mandatory fields are populated.

Description	<p>New records created through Basic script with the mandatory field value missing are still accepted. This happens when the script of the Mandatory property reads remote fields whose path is denormalized (refer to the Administration guide, chapter Denormalization). To get access to the script of the Mandatory property:</p> <ul style="list-style-type: none"> ■ Select the View/ Fields menu item in Asset Manager Application Designer. ■ Select a field, then select the Scripts tab in the lower part of the interface. ■ Select (Script) for Mandatory property. ■  Click  behind Mandatory to set the mandatory condition of this field through Basic script.
Resolution	New records cannot be created through Basic script when the mandatory field value is missing.

Defect [AM1019193515](#)

Application	Asset Manager Web client
Symptoms	The Wizard filter does not function in tree view mode.
Description	The filter of a wizard works in table view mode. However, when switching to tree view mode, all records will display. The filter is no longer taken into account.
Resolution	The wizard filter can now work in the tree view mode.

Defect [AM4815101](#)

Application	Asset Manager Clients
Symptoms	Comments containing carriage return in records of amEmplDept(Organization\ Employees and departments) table does not go to the same line when exported.
Description	<ul style="list-style-type: none"> ■ When exported to Excel sheet, multi-line comments would not go to the same cell; ■ when exported to TEXT file, it would occupy several lines. <p>Tip:</p> <p>The comment can be added in the Comment tab of the amEmplDept record.</p> <p>Before exporting, select Utilities\ Configure list from the context menu, make the Comment column visible in the table.</p> <p>The carriage return symbol has separated the comments when exported:</p>

Resolution	Carriage return symbols are replaced with two spaces when exported.
-------------------	---

Defect **AM624164347**

Application	Asset Manager clients
Symptoms	The function CountValues is not working properly.
Description	<p>API function CountValues fails to take empty elements into account. The details are as follows:</p> <ul style="list-style-type: none">■ Execute CountValues("MAIN MENUE,x,HOME", ","), the result returns as 3 which is correct.■ Execute CountValues("MAIN MENUE,,HOME", ","), the result returns as 2. It is incorrect because an empty element is still an element, the correct value should be 3. <p>The correct behavior for this API function should allow users to take the empty string into account. Moreover, it should be compatible with old version and legacy scripts.</p>
Resolution	A new parameter, bIncludeEmpty , is now available to take the empty string into account. The default value is set to FALSE to allow compatibility with older APIs and scripts.

Defect **AM1013133158**

Application	Asset Manager Windows Client
Symptoms	A negative value is returned if the result of DateDiff is too large.

Description The following error arises when the calculation result of **DateDiff** is too large:

Value 'negative value' for field tsAccrualPeriod is invalid:
It must be positive.

Note:

This problem also occurs when using **DateDiffEx**.

For example, when we run the following scripts:

```
Dim dStart As Date
Dim dEnd As Date

dStart = "2009/1/1 00:00:00"

dEnd = "9999/12/31 00:00:00"
Print "DateDiff1 = " & DateDiff(dEnd, dStart)
Print "DateDiffEx1 = " & DateDiffEx(dEnd, dStart)
Print "Int( 360 / 365.25 * DateDiffEx( dEnd, dStart ) / 86400 + .5 ) = " & Int( 360 / 365.25 * DateDiffEx( dEnd, dStart ) / 86400 + .5 )
Print "86400 * Int( 360 / 365.25 * DateDiffEx( dEnd, dStart ) / 86400 + .5 ) = " & 86400 * Int( 360 / 365.25 * DateDiffEx( dEnd, dStart ) / 86400 + .5 )

RetVal = 0
```

The returned value is:

```
[Thrd#:4544]DateDiff1 = -1231624064
[Thrd#:4544]DateDiffEx1 = 252171446400
[Thrd#:4544]Int( 360 / 365.25 * DateDiffEx( dEnd, dStart ) / 86400 + .5 ) = 2876699
[Thrd#:4544]86400 * Int( 360 / 365.25 * DateDiffEx( dEnd, dStart ) / 86400 + .5 ) = -561309568
```

The cause of the problem is 86400 is recognized as a 32-bit data .

Resolution Use 86400.00 instead of 86400 in the function to calculate the date difference so that the result would be 64-bit.

Defect **AM1030161236**

Application	Asset Manager Web client
Symptoms	Web Service freezes after several hours of stress test.
Description	Web Service freezes on a customer's database because the memory reaches the limit.

Resolution A new advanced option which cleans the connection pool to prevent this problem is available in `aamapi51.ini` file. To use the option, set the variable `/Advanced/CnxPoolLifeTimeMinutes` to a value in minutes.

For example, this cleaning period can be set to 30 minutes in this way:

```
[Option]  
/Advanced/CnxPoolLifeTimeMinutes=30
```

Defect **AM1112121159**

Application	Asset Manager Windows client
Symptoms	Tagging a Web Service with a screen which calls a non-existent query is not prevented, and no warning appears.
Description	The existence of the "Query Filter" attached to the screen is not checked when tagging a Web Service.
Resolution	The existence of the "Query Filter" is checked in amQuery table when tagging a web Service.

Defect **AM111914626**

Application	Asset Manager Windows client
Symptoms	Tab configuration is not preserved upon reconnecting the database in some cases.
Description	The screen name is truncated when it exceeds the maximum length definition. This results in the name overlapping of different screens, thus, causes the tab display problem.

Tip:

To configure the display of the tabs on a screen:


- 1 Select **Administration/ List of screens** from the Windows client.
 - 2 Select the screen from the **Access to screens** box.
 - 3 In the displayed screen, select **Configure tabs** from the context menu of either tab.
 - 4 Configure the visibility and the order of the tabs.
-

Resolution Screen name is encoded before using it to make sure the length is within the maximum length.


Defect **AM1224112230**

Application Asset Manager Web client


Symptoms

The  (hour glass) does not disappear after clicking on the root navigation tree on Web clients.

Description

In the navigation tree integrated from Asset Manager 9.32 and Service Manager 7.02, click on the root node **AssetManager**, the  appears which prompts the user to wait, however, it does not disappear until refreshing the browser. The problem reoccurs whenever the node is clicked.

Resolution

Javascript has been added to prevent  from appearing and blocking the page when no hyperlink has been called.

Defect **AM1113181255**

Application Asset Manager clients

Symptoms

The following error arises on Web client when accessing the screen created from a custom view on **amAsset** table:

```
Error: Duplicate component ID 'detail:pgAstMain_tab' found in view.
```

Description	<p>This error occurs because duplicate page names are created in the amAsset table when creating a screen from a custom view.</p> <p>The following steps reproduce the error:</p> <ol style="list-style-type: none"> 1 Refer to the description of Defect AM922155630 to create a custom view EOL-WEBSITE1. 2 Create a new screen from the view: click +Screen, then click Next twice, enter the following parameters: <ul style="list-style-type: none"> ■ Screen name: EOL-WEBSITE1 ■ SQL name: EOL_WEBSITE1 ■ Functional domain: /Portfolio management/ ■ Screen set: Views <p>Click Finish.</p> 3 Check the page details of EOL_WEBSITE1 screen in Asset Manager Application Designer: select View/ Screen for amAsset table, select the EOL_WEBSITE1 item from the screen list, click the Page tab to view the Page in detail. <p>Both pgAstMain and PgAstMain exist on the screen, which is the root of the issue.</p>
Resolution	One of the duplicated page names are deleted to prevent this problem.

Defect **AM71515106**

Application	Asset Manager Web client
Symptoms	<p>A discrepancy exists between Asset Manager Web and Windows client on the number of software counter templates retrieved in Create a software license management counter(sysSamCreateSoftware-Counter) wizard .</p>

Description	<p>In Windows client</p> <ol style="list-style-type: none"> 1 Select Portfolio Management\ IT\ Licenses\ Create a software license management counter. 2 Select how software installations/utilizations are to be counted: <ol style="list-style-type: none"> 1 In the Create a software license management counter wizard, select Non-commercial\ Temporary\ Demonstration license (non-commercial) from the License Type tree. 2 Click Next. 3 Select a counter template: <ol style="list-style-type: none"> 1 Select the displayed template: Actual utilization and entitlements by department/employee (temporary demonstration license). 2 Click Next to proceed. <p>In Web client</p> <ol style="list-style-type: none"> 1 Select Portfolio Management\ software Asset Management\ Create a software license management counter. 2 In the Create a software license management counter interface, select Demonstration license on the second page of the license type list. 3 Select Next. No template will appear, which is inconsistent with the behavior on the Windows client. <p>There are two types of demonstration licenses: commercial and non-commercial. For the Web client, both of these licenses are named Demonstration license. Because the template applies to the non-commercial license only, no template appears when the user incorrectly selects the Demonstration license that represents the commercial license.</p>
Resolution	Distinguish the two Demonstration license by appending commercial and non-commercial behind the name.

Defect AM81410844

Application	Asset Manager Application Designer
Symptoms	<p>When trying to denormalize the Start (amFinancialYear:dStart) and End (amFinancialYear:dEnd) fields linked to the Budgets (am Budget) table, the following error occurred:</p> <pre> DATETIME is unknown in table 'amBudget'</pre>
Description	This error happens specifically to fields of type Date where the DBMS is Microsoft SQL Server.

Resolution Field handling in this context now works correctly.

Defect **AM101132618**

Application	Asset Manager Web client
Symptoms	Access restriction for amStatistics and amAction works on Windows client, but does not work on the Web client.
Description	<p>In Windows client, login as a user with access restriction for amStatistic and amAction, the restricted tables cannot be accessed by the user.</p> <p>In Web client, However, login as the same user, the restricted tables can still be accessed.</p>
Resolution	Access restriction for amStatistics and amAction has been added in Web client.

Defect **AM111918566**

Application	Asset Manager Application Designer
Symptoms	Asset Manager Application Designer does not prevent tagging the Web Service to protect predefined tags such as R520, R512.
Description	Asset Manager Application Designer should reject tagging Web Service with any of those predefined tags to avoid the predefined tags being replaced by customized tags.
Resolution	A rule is defined to check the name of new tag, so tagging Web Service with identifier such as 'R'+digits (for example: 'R520') is not allowed.

Defect **AM1231172511**

Application	Asset Manager Windows client
Symptoms	The Models table in the Create a new request wizard (Procurement/ Request/ Create a new request and Procurement/ Request/ Create a request from products) cannot display properly when switched from Table view to Tree view .
Description	<p>When switched from Table view to Tree view, empty lines appear instead of the previous records in the Models table.</p> <p>The problem occurs because the column width is not assigned for the GUI upon first visiting of tree view. Therefore, all the column width is sized to 0, which causes the "disappearing" of the records.</p>

Resolution	Code has been changed to skip the error-causing operation if the column width got from the GUI is 0.
-------------------	--

Defect **AM101313731**

Application	Asset Manager Windows client
Symptoms	No label is displayed for the comment field on the Windows client after adding a MultilineLabel comment in the new page through Asset Manager Application Designer.
Description	<p>The following steps reproduce this issue:</p> <ol style="list-style-type: none"> 1 In Asset Manager Application Designer, create a new page for the amEmplDept table (Label: Employees and Departments, Screen set: Full). 2 Enter MultilineLabel-Comment Id="1" for the Contents of this page. 3 Select File/ Update database structure to commit the change of the database structure. 4 Connect to the database through the Windows client, select the new tab in Organization/ Employees and departments to display the contents of this tab. <p>A label should appear, but does not.</p>
Resolution	The useLabel option is enabled for MultilineLabel class.

Defect **AM11374356**

Application	Asset Manager Web client
Symptoms	Web Service freezes after several hours' stress test on wizards.
Description	<p>Web Service freezes on a customer's database because the memory reaches the limit.</p> <p>When excessive scripts with queries are written for the properties of wizard controls, the refreshing rate would be hardly controllable.</p>

Resolution	<p>To avoid this problem, excessive scripts contained in wizard should be moved to non-refreshable properties.</p> <p>For example: for a wizard page with a LISTBOX control which contains excessive scripts to initialize the VALUES properties of the LISTBOX, move this script to the ONENTER property. Thus, prevent Web Service freezing due to memory exhaustion.</p> <p>An advanced option is now available in aamapi51.ini file, it can help to prevent Web Service freezing by periodically cleaning the connection pool.</p>
-------------------	--

Defect **AM1110145656**



Application	Asset Manager Web client
Symptoms	After modifying the Model of a duplicated portfolio item, the Web client did not take this modification into account.
Description	<p>Before the duplication is saved, modifying the Model of a duplicated portfolio item is forbidden.</p> <p>On the Web client, modifying the Model of a duplicated record during duplication would neither be accepted nor prevented by a warning message. On the Windows client, however, a warning message is displayed to prevent the operation:</p> <p>An asset's model cannot be changed during duplication. You must save the duplicated asset first and then try to change its model.</p>
Resolution	The Web client can now display the warning message as the Windows client does.

Defect **AM115173933**

Application	Asset Manager Web client
Symptoms	The records are not always sorted correctly when accessed through the link of another table.
Description	<p>The following steps reproduce this issue:</p> <ol style="list-style-type: none"> 1 Select Portfolio management/ IT/ Software installations to display the List of software installations. 2 Select Model as the filter criteria. 3 Click <input type="checkbox"/> behind the Model field to display the List of Models. 4 Click Name on the table head to display the models in ascending order. 5 Click Name again to display the models in descending order. <p>In step 4 and step 5, the records are not sorted correctly.</p>

Resolution The table linked from another table is now sorted correctly.

Defect [AM112516541](#)

Application	Asset Manager Web client
Symptoms	The Enter key is not functioning properly in the calendar widget on Web client.
Description	<ol style="list-style-type: none">1 Select a record from the Organization/ Employees table, and click Modify2  Click  to display the calendar widget, press Enter. Pressing Enter in the calendar widget would save the whole record which is improper.
Resolution	When you move the mouse over a day in the calendar widget, pressing Enter closes the widget and displays the corresponding date value.

Defect [AM151296](#)

Application	Asset Manager Web client
Symptoms	Asian characters cannot be entered in the combobox of a wizard on a customer's database.
Description	<p>The AutoCompletion starts before user has completed entering the Asian characters, the combobox keeps the AutoCompletion value instead of the characters entered, even after confirming the selection.</p> <p>Tip:</p> <p>A combobox is a combination of a drop-down list and a single-line textbox, allowing the user to either type a value directly into the control or choose from the list of existing options.</p>

Resolution

A Javascript problem has been fixed and now works with Microsoft Input Method Editor (IME) so that Asian characters can be entered normally in **combobox**.

Note:

As javascript might be cached in the web browser, customers need to clear the browser cache after installing the new build.

Defect AM1228152053**Application**

Asset Manager Windows client

Symptoms

The behavior of **TAB** key is inconsistent in the **listbox** control of a wizard.

Description

Note:

This problem occurs only when:

- There are large number of records in the **listbox** which needs a scroll bar to display all of them.
- There is an editable column in this **listbox**.

The following uses an example to demonstrate this problem:

- 1 Click **New** in the **amAction** table (**Administration/ Actions**).
- 2 Enter/select the following values for the fields:
 - **Name:** AM1228152053test
 - **Context:** (No table)
 - **Type:** Wizard
- 3 Select the **Wizard** tab and switch to text editing mode by clicking




, enter the following scripts:

```
Name = "Wizard"
Version = "8301"
{ Page PAGE1
{ ListBox LISTBOX1
ColTitle = "Name|FirstName|Field1"
Editable = "0|0|1"
Value = ""
Values = amdbGetStringEx("Select Name, FirstName, Field1
from amEmplDept ORDER BY lEmplDeptId", "|", ",", "=")
}
}

{ Finish FINISH
}
```

- 4 Click **Modify** to finish the creation.

- 5 

Click  to test the wizard.

Entering **tab** after modifying **Field1** of a record might cause different results:

- If the first record of the list is selected for the **listbox**, entering **tab** would move the cursor to the next record of the **listbox**.
- If a record at the bottom of the list (displaying the next record would cause the scroll bar to appear) is selected, entering **tab** would move the cursor to a random record of the **listbox**.

Resolution

Entering **tab** now moves the cursor to the next record.

Defect [AM121614758](#)

Application

Asset Manager Windows client

Symptoms The conditional mandatory field **Classification code** cannot be filled in **amCatRef** table (**Catalog/ Catalog references**), where it is mandatory according to the condition scripts.


Description The following describes the issue in detail.

- 1 In the **amCatalog** table (**Catalog/ Catalogs**), select an existing catalog and select UNSPSC for **Classification standard**, click **Modify**.
- 2 Select the **References** tab and click **+** to add a new catalog reference.
- 3 In the **Catalog reference** screen, where **Classification code** is mandatory, the drop-down list of this field is empty.

Note:

This problem happens wherever condition scripts of **Classification code** contain **TableName:Link:Field**. This condition would be evaluated incorrectly in some cases.

The **Mandatory** property of **Classification code** can be retrieved in Asset Manager Application Designer.

- 1 Select the **Catalog references (amCatRef)** table from the left navigation tree.
- 2 Select **View/ Links** to display all of the links.
- 3 Select the link **Classification code** and click the **Scripts** tab.
- 4  Click behind **Mandatory** to display the condition scripts.

Resolution The value of **Classification standard** can be selected from the drop-down list normally now.

This problem is also fixed for other conditional mandatory fields which contain **TableName:Link:Field** in their condition scripts.

Defect **AM109105634**

Application Asset Manager Windows client

Symptoms Several Web Services are unavailable (the generated WSDLs cannot be opened) on a specific database although the Web Services were tagged without errors.

Description When one Web Service contains a reference of another Web Service which is not exposed, the WSDLs of such a Web Service cannot be opened.

Resolution	Tagging Web Service which contains a unexposed reference is prevented.
-------------------	--

Defect **QCCR1E51747**

Application	Asset Manager Windows client
Symptoms	Cannot delete a screen with empty Screen set property.
Description	It is impossible to delete a screen with empty Screen set property. <div style="background-color: #f0f0f0; padding: 5px;"> <p>Tip:</p> <p>The Screen set property can be edited/retrieved in Application Designer. The deleted screen will be re-generated upon updating the database structure and re-connecting to the database.</p> </div>
Resolution	For screens without Screen set property which were created in previous versions of Asset Manager, they can now be deleted without errors. In subsequent versions, Screen set will be a mandatory field when creating a new screen.

Enhancements and fixes introduced in version 5.20

The following defects were fixed as part of this release, in addition to those in the previous release:

Defect **AM72913574**

Application	Asset Manager Windows client
Symptoms	Modifying multiple records at the same time fails.
Description	This problem may occur under the following conditions: <ul style="list-style-type: none"> ■ You co-select too many records ■ You display the records using the List and detail view of a screen <p>Example of error message:</p> <pre>Unable to modify ' (AssetTag: ???) (Mandator: Name-IT_000000000002)' in table 'amPortfolio (Portfolio items)'.</pre>

Resolution	The software has been modified so that error conditions no longer occur in the above circumstances.
-------------------	---

Defect **AM68135931**

Application	Asset Manager Web client
Symptoms	It is impossible to login to the Asset Manager Web client and to display the WSDL of some Web services.
Description	<p>This problem appears when you add a link to page that is part of the default screen of a table and the screen is associated to a functional domain that it is not exposed by any Web service.</p> <p>A functional domain is not exposed under either of the following conditions:</p> <ul style="list-style-type: none"> ■ The functional domain's Web service (seWebService) field has the value none. ■ The functional domain's Web service (seWebService) field has the value From within parent domain and it is linked to a parent for which the Web service (seWebService) field has the value none.
Resolution	An error message now clearly states which screen is not exposed via Web Services. To fix the problem, you should make sure that the functional domain of the screen is exposed by the Web services; change the value of the Web service (seWebService) field of the functional domain or of its parents.

Defect **AM117195235**

Application	Asset Manager Web client
Symptoms	Filtered client views in the Asset Manager Web generate unhelpful '500 server errors' such as cannotApplyFilter and failed to update list state.
Description	The problem appears when you generate a view by applying a filter to a database table linked to a domain (such as Portfolio Management/Telephony), when the filter does not specify the appropriate domain.

Resolution	An error message now clearly states that a problem was encountered with a domain/service URL. To fix this, you should make sure that the filter references the appropriate functional domain.
-------------------	---

Defect [AM617165055](#)

Application	Asset Manager clients
Symptoms	Portfolio items are not always merged as they should be, based on Asset Tag (AssetTag) matching.
Description	When the Portfolio Items (amPortfolio) table contains denormalized data, portfolio item records may not be merged correctly by the CAssignmentMergeAgent agent after a reversion of status from In Use to In stock , as the Asset tag (AssetTag) is not correctly matched.
Resolution	When you try to merge data by changing its status back to In stock , less stringent error checking for denormalization is performed by the CAssignmentMergeAgent agent. <ul style="list-style-type: none"> ► For further details of how the CAssignmentMergeAgent agent works, see the Automatic software mechanisms guide, Portfolio Items table (am Portfolio) chapter, Agents section.

Defect [AM617145555](#)

Application	Asset Manager Web client
Symptoms	When duplicating a record through the Asset Manager Web client, some fields retain the original value of the original record instead of being emptied.
Description	Fields for which there is no default value but which have the property Reapply default value on duplication should be emptied when a record is duplicated.
Resolution	All fields are now correctly treated when a record is duplicated via the Web client (as per functionality in the Windows client).

Defect [AM62214450](#)

Application	Asset Manager Web client
Symptoms	When you run a wizard that uses a DBQueryBox control, in the Asset Manager Web client, errors may be generated.

Description In the above circumstances, the **DBQueryBox** control returns a string in which the selected ID is duplicated (Example : "456,456"). This in turn leads to SQL parse errors when the **DBQueryBox** value is used in a query, as in the following example:

```
AmDbGetString("SELECT SEASSIGNMENT FROM amPortfolio WHERE la  
stid = " & {MyQueryBox.Value})
```

Resolution The control no longer returns duplicate strings.

Defect **AM101117632**

Application	Asset Manager API
Symptoms	When using HP Connect-It to create invoice lines, the Tax amount (mTaxValue) is not saved, even if HP Connect-It has set a field value.
Description	Values for the Tax amount (mTaxValue) are ignored by the API.
Resolution	All values are now correctly saved to invoice line records.

Defect **AM420172529**

Application	Asset Manager Windows client
Symptoms	In main lists, when you use the Go to.. widget, SQL errors may be generated.
Description	In standard List/Detail screens, using the Go to.. widget (from the contextual menu) to find a record may generate an SQL error, depending on the currently sorted column. It works correctly only when the currently sorted column is a direct field (does not contain a link) and is of data type CHAR (character).
Resolution	The Go to.. widget now interprets the specified value more intelligently, rather than just using the raw text.

Defect **AM1216182651**

Application	Asset Manager Web client
Symptoms	When you click a record from the Portfolio items (amPortfolio) or Model (amModel) screens in the Web client, the following error is generated: Error: Webservice: Unable to complete operation in current state.; nested exception is: org.xml.sax.SAXParseException: Character reference "" is an invalid XML character

Description	Following certain changes generated by scripts or database migration, characters not in the XML character set can be encountered by the Web client. These characters (such as currency symbols) cause the error because they are not supported in the code.
Resolution	Characters not in the XML character set are now processed to avoid the error.

Defect **AM61817573**

Application	Asset Manager Web client
Symptoms	An error occurs when you use the DistantDet graphic control (display control for a remote detail) in a link in combination with a WhereCond property. Code example: <pre>Location DistantDet="usramLocation" Id="1" WhereCond="((Parent.BarCode<='99') AND (Parent.BarCode>'00'))AND(usrDisposFlg=0)"</pre> <p>Using such a link should allow you to modify the location of a Portfolio item (amPortfolio) record and to have the list of locations displayed in tree view. However when you try to pick a location, an error is generated.</p>
Description	A location cannot be selected from a detail list on a Portfolio item when the link-edit list is in tree view. The f:param tag for JSF components is not compatible with the Ajax technology used by the Web client.
Resolution	Code has been changed to prevent this problem.

Defect **AM62615231**

Application	Asset Manager Automated Process Manager
Symptoms	Automated Process Manager generates expense lines in an infinite loop on certain databases.
Description	When the hidden field Split operation status (seSplitStatus) on a record of the Expense lines (amExpenseLine) table is set to Not split , these are flagged for splitting by Automated Process Manager's Cost center module (task Split expense lines in cost centers). For certain databases, this would enter an infinite loop generating further expense lines.
Resolution	Expense lines are now split correctly.

Defect **AM630151138**

Application	Asset Manager Windows client
--------------------	------------------------------

Symptoms	When you configure LDAP to use SSL authentication, LDAP fails to connect to an SSL certificate specified with a fullpath (for example c:\certificates\cert.sll). This generates the following errors: 02001002:system library:fopen:No such file or directory .\c rypto\bio\bss_file.c:104 error:2006D080: BIO routines: BIO_new_file: no such file .\cry pto\bio\bss_file.c:107 error:0B084002:x509 certificate routines:X509_load_cert_crl_ file:system lib .\crypto\x509\by_file.c:274
Description	am.exe cannot locate the path to the SSL certificate, thus LDAP authentication fails. This was caused by a fault in HP Connect-It's unicode codepage.
Resolution	HP Connect-It's unicode codepage has been modified so that a path specified to the SSL certificate is now correctly interpreted.

Defect [AM72143730](#)

Application	Asset Manager Windows client
Symptoms	E-mails sent through the VIM protocol are received with garbled body text.
Description	The body text of the received e-mail is garbled if the e-mail is sent through the VIM protocol by running an action.
Resolution	E-mails sent via the VIM protocol no longer have garbled body text.

Defect [AM716141039](#)

Application	Asset Manager Windows client
Symptoms	Cannot detach or modify the attached document.
Description	When a document is attached to an item, no action is performed after clicking Detach . Clicking Run opens the document in case of a text type document, but no modification can be saved.
Resolution	The Detach and Run buttons are now functioning properly.

Defect [AM48145833](#)

Application	Asset Manager Web client
Symptoms	When a screen has a page type MyLink.pgDistantPage , the content of pgDistantPage may not appear in the Web client.

Description	When a screen page is created with a single field of type MyLink.pgDistantPage , then, if pgDistantPage contains a list of redirection to other pages instead of normal fields, then the content of pgDistantPage could not appear in the Web client.
Resolution	The Web is now able to display the complete set of pages contained in the pointed distant detail.

Defect **AM7620355**

Application	Asset Manager Windows client
Symptoms	The client crashed randomly when displaying the list of views using the toolbar icon.
Description	Application crash might occur when trying to display a views table which contains more than 200 records via the toolbar icon.
Resolution	The Windows client does not crash anymore when displaying more than 200 records in the views list using the toolbar icon.

Defect **AM71144331**

Application	Asset Manager Web client
Symptoms	When you display a main list of records in tree view and without applying a filter, only a maximum of 20 sub-records were displayed for each parent record.
Description	There was no way to increase the number of sub-records to display in such lists.

Resolution

A new parameter **maxTreeListChildCount** is introduced in `package.properties` to configure the maximum number of sub-records each record can show in the tree view of main list when no filtering is applied. This parameter defaults to 200.

Warning:

Using too large a value for the **maxTreeListChildCount** parameter may cause slow page load times and in extreme cases appear to cause the browser or web client to stop responding.

Note:

When applying a filter to a list of records displayed in tree view, all the sub-records that match the filter condition will be displayed. There is no limitation to the number of sub-records that can be shown in this case.

After editing the **maxTreeListChildCount** parameter in the `package.properties` file, use the deployment script (`build.bat` or `build.sh`) to deploy it.


► For more details about how to deploy the `package.properties` file, see the **Installation and Upgrade** guide, chapter **Installing, configuring, removing and updating Asset Manager Web**, section **Installing Asset Manager Web**.

Defect AM7219137

Application	Asset Manager Web client
Symptoms	After duplicating a record, selecting a record from a linked table using the <input type="checkbox"/> control sometimes reset all modifications to the duplicated record if the modifications were not saved using the Save button beforehand.
Description	The workaround was to save the duplicated record before using the <input type="checkbox"/> control.
Resolution	The bug has been fixed. Selecting a linked record using the <input type="checkbox"/> control no longer resets unsaved changes.

Defect AM7318713

Application	Asset Manager Web client
Symptoms	When creating a record, selecting a record from a linked table using the <input type="checkbox"/> control sometimes generated an error message.
Description	The workaround was to save the newly created record before using the <input type="checkbox"/> control.

Resolution	The bug has been fixed. Selecting a linked record using the  control no longer generates error message.
-------------------	--

Defect **AM72105049**

Application	Asset Manager Windows client
Symptoms	Sometimes error message appears when you try to locate a record using the Go to... menu, as follows: <ol style="list-style-type: none"> 1 In the main list, sort on the column that you want to use as the criteria to locate a record. 2 Right click in the list and select the Go to... menu. 3 Enter or select a value and click the Go to... button.
Description	Error example: <p>ODBC error: [Microsoft][ODBC SQL Server Driver][SQL Server]C onversion failed when converting the varchar value 'xxx' to data type int. SQLState: 22005</p> <p>This is likely to occur when the list is sorted on a link rather than a field.</p>
Resolution	The error message doesn't display when using the Go to... menu to locate a record.

Defect **AM715184745**

Application	Asset Manager Web client
Symptoms	The suggestion list of a link or itemized list within a filter definition area does not appear under the text input box but at the top of the filter area.
Description	This defect occurs when attempting to specify a filter condition for a list.
Resolution	The suggestion lists now appear under the text input boxes.

Defect **AM77204417**

Application	Asset Manager Web client
Symptoms	When an itemized list field receives focus, its dropdown list is displayed below the text input box. However, if there is a drop-down type field underneath the displayed itemized list, the drop-down control will appear on top of the itemized list, hiding part of the list.

Description	The defect happens because the control used in the Web to render the itemized list contains a bug that does not properly work around the underlying IE bug.
Resolution	Javascript has been added to properly work around the IE bug and prevent the drop-down control from hiding the suggestion list.

Defect **AM63121629**

Application	Asset Manager Web client
Symptoms	The following problems occur for a type of link which triggers page refresh when the focus is moved outside the link. <ul style="list-style-type: none"> ■ If you type a string which matches the beginning of some records (but does not fully match an item in the linked table), and then move the cursor elsewhere before autocomplete is triggered, the system didn't delete the invalid value that you had just typed. Rather, the link field was populated with a record from the linked table. ■ If you delete a value in some link fields and moved the cursor elsewhere before autocomplete is triggered, the old value returned after the page is refreshed or saved.
Resolution	The behavior of these fields has been corrected.

Defect **AM6518115**

Application	Asset Manager Application Designer
Symptoms	Function amIsScreenSet was detected as undefined while checking validity of records because some internal APIs were missing from the scripting engine.
Description	Example of error message: <pre>(-53) Sub or function 'amIsScreenSet' not defined. ('Line 10 of script 'Validity' of table 'User roles (amMasterProfile)')</pre>
Resolution	Checking the validity of records doesn't generate error message.

Defect **AM97172355**




Application	Asset Manager Windows client
Symptoms	When exporting a list to Excel, text which starts with zero is truncated.

Description	When exporting data to Excel by using the Utilities/ Export the list contextual menu on the main list, text type column containing only digits (for example, an AssetTag value 0001234) was interpreted as numeric by Excel. This caused Excel to remove starting zeroes and display only trailing significant data (for example 1234 instead of 0001234).
Resolution	The Export list tool will now force Excel to interpret text data as text by means of an Excel formula (For example, 0001234 is now exported as =T("0001234")).

Defect **AM831688**

Application	Asset Manager Windows client
Symptoms	Counters increment unexpectedly when the applied filter returns no results.
Description	If you open a screen which has a preliminary query wizard, and fill in the wizard in a way that ends up with an empty screen list result, some screens (for example amPortfolio) increment counters which are usually triggered for filling default values for a new record.
Resolution	The bug is fixed now.

Defect **AM625193150**

Application	Asset Manager Windows client
Symptoms	Using the  button may populate the new duplicated record with unexpected data.
Description	In a detail with filter applied, when creating a new record which does not match the current filter, using the  button will populate a new editable duplicated record with data matching the filter instead of data duplicated from the initially created record.
Resolution	Using the  button does not populate unexpected data anymore.

Defect **AM721162233**

Application	Asset Manager Web Service
Symptoms	Asset Manager Web Service may crash when a screen contains a page with distant linked detail.

Description	When a screen contained a page redirecting to a distant detail which contained a filter using the AmDbVal() function, the web service could break with error: field 'xxx' unknown 'xxx:' (table 'xxx')
Resolution	Asset Manager Web Service has been corrected.

Defect **AM716143431**

Application	Asset Manager Windows client
Symptoms	If a screen contained pages from two overflow tables, and the statuses (like mandatory, irrelevance etc...) of some field on one table were defined by scripts and had dependency on a field of its overflow table, these scripted statuses were not immediately updated when the value of the corresponding field on the overflow table had changed.
Description	For example, if the mandatory property of FIELD1 on the asset page was defined using this script: Retval = (PortfolioItem.User.Name='Admin') then setting user Admin on the general page of the Portfolio Item screen did not cause FIELD1 to become mandatory (red) on the Asset page.
Resolution	The problem has been corrected.

Defect **AM52716203**

Application	Asset Manager clients
Symptoms	When the state (value of the Assignment field) of a portfolio item changed from in stock to in use , the value of the in-service date field was overwritten with the current date.
Resolution	The in-service date will now be populated with the current date only when the field is empty before the state changes.

Defect **AM83182636**

Application	Asset Manager Windows client
Symptoms	When clicking a link from the Functions/ Favorites tab on the left navigation bar, the clicked link did not stay highlighted after it lost focus.
Description	This problem may cause the users to lose track of what they have selected.

Resolution	The clicked link stays highlighted after losing focus.
-------------------	--

Defect [AM9917245](#)

Application	Asset Manager Windows client
Symptoms	On the Stock rules (amStockRule) table, the Quantity of requests in progress (renamed as Quantity requested but not received) query calculator didn't take into account and reflect the stock items reserved and items already received.
Resolution	The query formula is modified to correct the problem.

Defect [AM715213019](#)

Application	Asset Manager Windows client
Symptoms	On the main list of some screens, when selecting multiple records using Ctrl-click, a save confirmation popup message and the modify button appeared when the third record was selected.
Description	The problem occurred when the client was connected to a UNICODE database.
Resolution	The error message and modify button don't appear during multi-selection.

Defect [AM617164835](#)

Application	Asset Manager Web client
Symptoms	The value of the Code field incremented twice instead of once when creating a portfolio item through the Web client.
Description	When a screen contained fields whose default value used the Am-Counter() function, then, creating a new record through this Web screen triggered 2 calls to the default value calculation which in turn, incremented the Counter twice instead of once.
Resolution	The behavior of the field is normal now.

Defect [AM820155328](#)

Application	Asset Manager Application Designer
Symptoms	It was not possible to add a link of type Comment using Asset Manager Application Designer.

Description	When trying to add a link of type Comment to any table, Asset Manager Application Designer displayed the following error in a popup box: target table of the 'comment' type link must have the same structure as table 'Comment'
Resolution	This message now serves as a warning rather than an error, and does not prevent you from adding a link of type Comment .

Defect [AM729202533](#)

Application	Asset Manager Windows client
Symptoms	It was not possible to duplicate a record in the Requests (amRequest) screen.
Description	Duplication did not work the Requests (amRequest) screen. Instead, the following duplicate error was displayed: ODBC error: [Microsoft][ODBC SQL Server Driver][SQL Server]C annot insert duplicate key row in object 'amFVReqLine' with unique index 'FVReqLine_lReqLine'. SQLState: 23000
Resolution	It is now possible to duplicate records on this table.

Defect [AM618182452](#)

Application	Asset Manager Windows client
Symptoms	When exporting a list of records to a text file, some column separators were sometimes omitted.
Description	When the last column contained no data, the last separator character was not written to the exported file.
Resolution	Column separators exported correctly.

Defect [AM62317301](#)

Application	Asset Manager Windows client
Symptoms	Modification of a comment did not work during a multiselection.
Description	After performing a multiselection, trying to edit a comment field often caused an error and the selected records were not updated with the new data.

Resolution	Comments can now be edited during a multiselection.
-------------------	---

Defect **AM825182419**

Application	Asset Manager Windows client
Symptoms	Asset Manager misaligned records displayed in a list view if one field value included a TAB character.
Description	When data displayed in a field included in a main list contained a TAB character, this resulted in column skipping, and all subsequent column values were displayed with an offset.
Resolution	TAB characters no longer cause column-skipping.

Defect **AM826191538**

Application	Asset Manager Windows client, Asset Manager Web Client
Symptoms	When creating a software counter using a template through the Create a software license management counter... (sysSamCreateSoftwareCounter) wizard, the rights query embedded in the template was not reflected in the new software counter.
Description	The query embedded in the template (for rights counting) was not taken into account while building the query for the new counter.
Resolution	The template now adds the query to new software counters.

Defect **AM730161019**

Application	Asset Manager Windows client, Asset Manager Web Client
Symptoms	When unlinking software installations from a portfolio item through the Link/unlink an installation to/from a portfolio item... (sysCompactInstall) wizard, if total size of the affected software installations is more than 100k, the operation takes a long time to complete.
Description	The delay was caused by the wizard setting a flag for each affected software installation, one by one rather than by batch.
Resolution	The No portfolio for inst. (bCompact) field for the affected software installations is now updated (set to =1) by batch.

Defect **AM62173517**

Application	Asset Manager Web Client
--------------------	--------------------------

Symptoms	The Web Link Edit Control could be reset with an incorrect value after an automatic page refresh.
Description	After selecting a value X in a Web Link Edit, reselecting another value Y could lead to a page refresh which in turn, restored the value selected initially (X) to the Web Link Edit.
Resolution	A Web Link Edit is no longer reset in this context.

Defect **AM827162257**

Application	Asset Manager Web Client
Symptoms	When trying to open a domain schema such as PortfolioTypes.xsd , a 404 Error was generated but without any additional information.
Description	Domain schemas are generated from screen definitions and duplicate Element Names are not allowed in a Complex Type of a schema.
Resolution	If duplicate fields are encountered during schema generation, a new log is created at the Web Service level to explain the error, and an Internal Server Error (500) is displayed in the Web Service. The log contains details of the DocTypeName and the Property in the error.

Defect **AM81410844**

Application	Asset Manager Asset Manager Application Designer
Symptoms	When trying to denormalize the Start (amFinancialYear:dStart) and End (amFinancialYear:dEnd) fields linked to the Budgets (am Budget) table, the following error occurred: DATETIME is unknown in table 'amBudget'
Description	This error was specific to fields of type Date where the DBMS was Microsoft SQL Server.
Resolution	Field handling in this context now works correctly.

Defect **AM78174721**

Application	Asset Manager Windows client
Symptoms	In the detail of the Request lines (amReqLine) table, it was possible to select models whose Certified for the purchase request option was unchecked, which was not the expected behavior.
Description	The problem was due to the absence of a filter which should be defined for the amReqLine table.

Resolution	A filter is now applied so that the model is invisible when its Certified for the purchase request option is unchecked.
-------------------	--

Defect **AM9917245, AM414114830**

Application	Asset Manager Windows client
Symptoms	On the Stock rules (amStockRule) table, the Quantity of requests in progress (renamed as Quantity requested but not received) query calculator did not take into account, and reflect in real-time, the stock items reserved and items already received.
Resolution	The query formula is modified to correct the problem.

Defect **AM78191437**

Application	Asset Manager clients
Symptoms	Software counters generated from the Create a software license management counter... (sysSamCreateSoftwareCounter) wizard did not contain the LicModel filter clause from the counter template. Also, when the selected License type (LicType) was "Not defined" this was not treated as synonymous with a NULL value and thus the full set of License Models was not available for selection.
Description	Counters based on the template should inherit filter clauses from the template. Also, if the License type is "Not defined" this should be treated as NULL thus allowing any License Model (ModelType) to be selected for filtering.
Resolution	The wizard now inherits filters, and if the License type (LicType) is set to "Not defined" in the wizard this is treated as NULL.

Defect **AM72518821**

Application	Asset Manager Web Client
Symptoms	Selecting a blank value in an ItemizedList control produced an error in Internet Explorer.
Description	When clicking a blank entry in the dropdown list of an ItemizedList control in Internet Explorer an error was produced.

Resolution	The underlying Javascript library has been corrected to prevent this error.
-------------------	---

Defect **AM512134446**

Application	Asset Manager Application Designer
Symptoms	Migration of the Entitlements of the portfolio item (amRelEntitl-Portf) table resulted in loss of the corresponding content from amEntitlement:Assets.
Description	Migration of this table from AssetCenter 4.x was faulty.
Resolution	Migration now works correctly.

Defect **AM15204710**

Application	Asset Manager clients
Symptoms	Help on fields was not displayed for features.
Description	Contextual help was not available on feature fields.
Resolution	This has been resolved.

Defect **AM102019350**

Application	Asset Manager Windows client
Symptoms	When editing the a Portfolio item (amPortfolio), linked mandatory fields from the Assets (amAsset) table were not enforced.
Description	A mandatory field linked from a distant table was not enforced in this context.
Resolution	This issue has been fixed.

Defect **AM87123056**

Application	Asset Manager Windows client
Symptoms	The hidden advanced option ReadDbbFromFile option did not work.
Description	This option in the debug section of amdb.ini did not work.

Resolution	This issue has been fixed.
-------------------	----------------------------

Defect **AM72819449**

Application	Asset Manager Application Designer
Symptoms	When migrating from AssetCenter 4.x., an error was encountered on the External identifier (ExtPfiId) field of the Portfolio items (am-Portfolio) table.
Description	This field did not exist the database in AssetCenter 4.x, and was filled with empty strings instead of NULLs in the migrated database, causing duplication errors because this field has an 'Unique or Null' index.
Resolution	This issue has been fixed.

Defect **AM102114595**

Application	Asset Manager Automated Process Manager
Symptoms	Asset Manager Automated Process Manager crashed during Workflow execution.
Description	This was related to saving instances in the database.
Resolution	This issue has been fixed.

Defect **AM827142315**

Application	Asset Manager Application Designer
Symptoms	When the DBMS is DB2, an error occurred when repairing Full name (FullName) fields on the IT equipment (amComputer) table.
Description	When repairing this field, the following error was produced: <pre>[IBM] [CLI Driver] [DB2/NT] SQL0433N value \"oe420server\$0000 000000000000122618.0000 \$" is too large. SQLSTATE=22001.</pre>
Resolution	This issue has been fixed.

Defect **AM115173234**

Application	Asset Manager Application Designer
Symptoms	A 'Type 14 undefined error' occurred when running a template in Asset Manager Application Designer.
Description	This was specific to UNICODE text fields.

Resolution	This issue has been fixed.
-------------------	----------------------------

Defect [AM21312474](#)

Application	Asset Manager Windows client
Symptoms	The Generate a purchase order (sysProcRequestGenPOrder) procurement wizard failed to create purchase orders correctly if the company name contained a comma.
Description	Example of company name causing this error: HP, B2B
Resolution	This issue has been fixed.

Defect [AM416154215](#)

Application	Asset Manager Windows client
Symptoms	It was possible to create a script with invalid code.
Description	When creating a script with invalid code, an error was flagged on the first attempt to save it, but it was accepted on the next attempt.
Resolution	An invalid script is consistently rejected and an error message is displayed at each attempt to save it.

Defect [AM5511488](#)

Application	Asset Manager Service Catalog
Symptoms	When features from the Demo database do not exist in a Customer database, Service catalog cannot generate request lines properly, and an error is generated in the ServiceCatalog log: <code>Error creating request 'web Service Test 3e' (id: ESS-XXXXX)</code> <code>"</code>
Description	When generating request items through Service Catalog, the Service Catalog log displays time out errors, and adbrog shows AQL queries containing rejected features.
Resolution	Upgrade Service Catalog to 5.20 or import missing features using <code>script \common\admtool.scr</code>

Defect [AM91171341](#), [AM915134719](#)

Application	Asset Manager Web Client
Symptoms	Oracle errors not visible when opening the Asset List in the Web client.
Description	Due to memory leaks in <code>aamapi51.dll</code>

Resolution	The leaks have been resolved.
-------------------	-------------------------------

Defect **AM910174952**

Application	Asset Manager Asset Manager Application Designer
Symptoms	When opening a database, the following error message occurred: Customization action 'ServiceCall' is duplicated. The second definition will be ignored."
Description	
Resolution	Fixed.

Defect **AM910202933**

Application	Asset Manager Web Client
Symptoms	When trying to start the Asset Manager Web Service an out of memory error occurred.
Description	Insufficient memory was allocated to the tagged Web Service.
Resolution	The allocated memory has been increased.

Defect **AM831185343**

Application	Asset Manager Web Client
Symptoms	When displaying history detail on a record from the Portfolio Items (amPortfolio) table in the Web client, performance was very slow.
Description	The index used to access the index was not accurate.
Resolution	Introduction of a new parameter in the connection string in amdb.ini.

Defect **AM824152935**

Application	Asset Manager scripting
Symptoms	The DateDiff function did not work properly with large time periods.
Description	N/a

Resolution Use the **DateDiffEx** function instead.

Defect **AM99171913**

Application	Asset Manager Windows client
Symptoms	The Check definitions of the Web services... (sysCoreWebServiceCheck) wizard generates an error.
Description	When a screen contained a field that uses the AmbdVal function in the condition, defined on the current user (AmbdVal(CurrentUser.bAdminRight)), the evaluation of the expression fails and makes the application crash.
Resolution	Avoid using AmbdVal on the current user.

Defect **AM92494234**

Application	Asset Manager Web client, API
Symptoms	After running a script or wizard that uses the AmQueryCreate function, via the Web client, using several concurrent users, the Asset Manager Web Service crashed.
Description	This is due to a trap in the API DLL, in multi-thread mode.
Resolution	Fixed

Enhancements and fixes introduced in version 5.12

The following defects were fixed as part of this release, in addition to those in the previous release:

Defect number: **AM10312535**

Application affected: Asset Manager Windows client

Symptoms	Description	Resolution
SQL error message when restoring an archived record.	The error message appeared when using a RESTORE FROM AQL clause or a Am-RestoreRecord() BASIC function in ac Script type action.records improperly triggered historization.	Historization disabled during Purge operations.

Defect number: AM103144242

Application affected: Asset Manager clients, Asset Manager Application Designer

Symptoms	Description	Resolution
Maximum record ID range could be reached without prior warning during record creation	When creating new records, Asset Manager computes the ID of the record. If the maximum ID limit is reached (2 exp (32)), the IDDefrag tool needs to be run on the database to recover unused IDs.	The management of the IDs has been improved: <ul style="list-style-type: none"> ■ A warning message is displayed when connecting as Admin if the limit is imminent (50 000 IDs available), to give time to schedule the IDDefrag tool. ■ ID checking is triggered in Asset Manager Application Designer.

Defect number: AM111916589

Application affected: Asset Manager Web client

Symptoms	Description	Resolution
Web client issues error message after login.	Web Service calls containing an invalid XML character caused the error.	Error messages are now clearer. If an error occurs when building the XML description, the service description will be logged to help investigation.

Defect number: AM129205325

Application affected: Asset Manager Application Designer

Symptoms	Description	Resolution
Some screens were lost during migration.	Some screens were lost during migration because they were not repaired correctly by the migration process.	Fixed

Defect number: AM12921317

Application affected: Asset Manager Application Designer

Symptoms	Description	Resolution
Shared views were not migrated properly in some cases.	Shared views were not migrated properly when the custom view had serialization flaws with the view filter.	Migration of shared views now works for non-admin users.

Defect number: AM1218174134

**Application affected: Asset Manager Application Designer
Asset Manager Windows client**

Symptoms	Description	Resolution
Asset Manager displayed empty error messages at the end of a migration.	The empty error messages were actually warnings and not errors. Asset Manager tried to display them as errors losing their text content.	Unnecessary messages no longer displayed

Defect number: AM12214144

Application affected: Asset Manager Application Designer

Symptoms	Description	Resolution
<p>During migration the following error message was displayed:</p> <p>ODBC error: [Microsoft][ODBC SQL Server Driver][SQL Server]Invalid column name 'lPorTfolioItemId'. SQLState: S0022</p>	<p>This message was caused by an error in some of the migration.xml files located in the <Asset Manager installation folder>\migration folder.</p>	<p>migration.xml was fixed</p>

Defect number: AM46185111

Application affected: Asset Manager Application Designer

Symptoms	Description	Resolution
<p>The following error was generated during database migration using the Migration/Export application data of Asset Manager Script Analyzer</p> <p>(0) Error: The attribute's qlname' is mandatory for the element 'Field'."</p>	<p>The <Asset Manager installation folder>\migration\From503\migration.xml file was corrupted.</p>	<p>Fixed</p>

Defect number: AM48124235

Application affected: Asset Manager Application Designer

Symptoms	Description	Resolution
<p>The following SQL error could cause the migration process to fail in some situations:</p> <p>ODBC error: [Microsoft][ODBC SQL Server Driver][SQL Server] 'WOPFI_lPortfolioIt ' is not a constraint.</p> <p>ODBC error: [Microsoft][ODBC SQL Server Driver][SQL Server]Could not drop constraint.</p>	<p>Errors occurred when migrating the database following a database structure export using migration.xml from a Asset Manager 5.03 database, like in the AM46185111 defect.</p> <p>Migration could fail due to a "Drop Constraint" on a non existing constraint while this "Drop constraint" is triggered "just in case".</p>	<p>This error no longer stops the migration</p>

Defect number: [AM112115354](#)

Application affected: Asset Manager Web client

Symptoms	Description	Resolution
<p>The graphics of the workflow instance contained box characters instead of Japanese characters.</p>	<p>Only the Arial font was used for the workflow graphics.</p>	<p>Fixed</p>

Defect number: [AM64171136](#)

Application affected: Asset Manager Windows client

Symptoms	Description	Resolution
<p>Using the Tools/ Views/ Modify current view... menu failed to save filter modifications.</p>	<p>Manual modifications to a query filter on a view were not recorded.</p>	<p>Fixed</p>

Defect number: [AM12810393](#)

Application affected: Asset Manager Application Designer

Symptoms	Description	Resolution
Actions/ Integrate a customization... does not integrate screens.	The Actions/ Integrate a customization... menu did not integrate added or customized screens.	Fixed

Defect number: AM1211195156

Application affected: Asset Manager Windows client

Symptoms	Description	Resolution
A GPF occurred when displaying archived records.	A GPF occurred when displaying archived records from within archive screens under certain conditions.	Fixed

Defect number: AM1119163513

Application affected: Asset Manager Windows client

Symptoms	Description	Resolution
Queries on "link" type features did not work properly.	Queries on "link" type features did not work properly did not get a correct result because the SQL generated did not manage the LEFT OUTER JOIN correctly in this case.	Fixed

Defect number: AM1218114025

Application affected: Asset Manager Windows client

Symptoms	Description	Resolution
<p>The sysCoreIsValidPort wizard may trigger the following error:</p> <p>No license rights available for action 'sysCoreIsValidPort'.</p>	<p>The sysCoreIsValidPort action was mistakenly associated to the Cable functional domain, for which a Cable and Circuit module license was required.</p>	<p>sysCoreIsValidPort is now linked to the IT functional domain. Cable and Circuit license is no longer required for this action as well as for its sibling actions: sysCoreIsValidPortM, sysCoreIsValidPortMessage, sysCoreIsValidPortModif.</p>

Defect number: AM1612427

Application affected: Asset Manager Windows client

Symptoms	Description	Resolution
<p>The Tools/ Change password... screen allowed users to reuse the current password.</p>	<p>Even when the Administration/ Database options/ Use password historization option was set, the Tools/ Change password... screen allowed a user to reuse his current password.</p>	<p>Fixed</p>

Defect number: AM1117174054

Application affected: Asset Manager Web client

Symptoms	Description	Resolution
<p>A very simple Wizard could generate errors in the Web Client.</p>	<p>A Wizard with missing "Image" and "Image16" properties did not work on Asset Manager Web client (this is the image displayed on the left part of the wizard pages).</p>	<p>Fixed</p>

Defect number: AM16125126

Application affected: Asset Manager Windows client

Symptoms	Description	Resolution
When running sysCoreView-toScreen wizard, it was impossible to select a functional domain when the database contained more than 100 amFuncDomain records.	On the sysCoreView-toScreen wizard, the FuncDomain comboedit control was limited to 100 records.	Fixed

Defect number: AM115114125

Application affected: Asset Manager Application Designer

Symptoms	Description	Resolution
A GPF occurred when doing a "View" on check/repair time.	Doing a "check and repair" on shared views, could lead to an application GPF (or divide by 0 exception).	Fixed

Defect number: AM113162011

Application affected:

Symptoms	Description	Resolution
A duplicate operation on the Computers (amComputer) screen could create two more computers.	Depending on how the Computers (amComputer) screen is customized, a duplicate operation could lead to data corruption.	Fixed

Defect number: AM12631243

Application affected: Asset Manager Windows client

Symptoms	Description	Resolution
Integrated NT security (SSO) did not work anymore.	The sysCoreDomainUser wizard was no longer able to correctly initialize Asset Manager users with NT security (SID).	Fixed

Defect number: AM114161638

Application affected: Asset Manager Windows client

Symptoms	Description	Resolution
SMTP emails sent by Asset Manager had an empty double quote email address name.	SMTP emails sent by Asset Manager had an empty double quote email address name (e.g. To:"<JDoe@acme.com). This caused Lotus Notes 8.0.2 to display an empty "To" mail header.	Fixed

Defect number: AM12713625

Application affected: Asset Manager ODBC Driver

Symptoms	Description	Resolution
The Asset Manager ODBC driver (ADBC) was unable to connect using SSL.	The Asset Manager ODBC driver (ADBC) could fail to connect using SSL because it could not find <code>oldap.dll</code> and silently switched to the Netscape LDAP dll.	More explicit error messages are generated when and LDAP dll is unsuccessfully loaded. This will help users to put <code>oldap.dll</code> in the path or add the dll section in the <code>adbc.ini</code> configuration file.

Defect number: AM23142232

Application affected: Asset Manager Web client

Symptoms	Description	Resolution
Errors occurred when Websphere was installed in a directory containing spaces: "compiler E Compiler Initialization Error java.util.zip.ZipException: Bad file descriptor C:\Program Files\IBM\WebSphere\AppServer\profiles\AppSrv01\installedApps\DDMG02Cell01\AssetManager.ear\AssetManager.war\WEB-INF\lib\acegi-security-1.0.4.jar"	When Websphere was installed in a directory whose name contained spaces, Asset Manager Web Service did not work properly.	A patch has been applied to the WAR.

Defect number: AM122151827

Application affected: Asset Manager Windows client

Symptoms	Description	Resolution
When duplicating a contract, both Comment and Conditions memos were populated with the same data.	When duplicating a contract, content of the "Comment" was copied to fields of type Memo in the duplicated record.	Fixed

Defect number: AM18183142

Application affected: Asset Manager Automated Process Manager

Symptoms	Description	Resolution
The amActionPrintTo function did not work in Asset Manager Automated Process Manager.	An amActionPrintTo function call embedded in a Workflow run by Asset Manager Automated Process Manager resulted in an execution failure.	Fixed

Defect number: AM115164024

Application affected: Asset Manager Windows client

Symptoms	Description	Resolution
The following error occurred when trying to use SAP Crystal Reports: "Crystal error: Buffer too small for string or missing null byte. ('Line 1 of script 'Import a report' of table 'Reports (amReport)')"	SAP Crystal Reports could not be used in Asset Manager Windows client.	Fixed

Defect number: AM2135313

Application affected: Asset Manager Windows client

Symptoms	Description	Resolution
Rounding of negative values by the DBEDIT Control on a wizard did not work correctly.	When initializing a Wizard DBEDIT control with some value (e.g.-41,1600001), it was automatically rounded to the upper value (e.g.-41,17).	Fixed

Defect number: AM29221119

Application affected: Asset Manager Windows client

Symptoms	Description	Resolution
The Procurement "Order" Wizard could generate 1 or 2 Purchase Orders.	Using the "Order" wizard could create different orders for different request lines for default catalog providers have partially overlapping names e.g. "HP" and "HP B2B".	Fixed

Defect number: AM115153115

Application affected: Asset Manager Windows client

Symptoms	Description	Resolution
Error when changing Portfolio Item assignment: "(-53) Error executing action from activity 'Delete location links' in workflow 'Delete links between the portfolio items and the location'."	When changing Portfolio Item assignment and a workflow is triggered to perform write operations to the database, the workflow failed to operate for users without Admin rights.	Fixed

Defect number: AM33175059

Application affected: Asset Manager Windows client

Symptoms	Description	Resolution
In Asset Manager Procurement, when receiving an ordered Asset, reservations disappeared.	Reservations were unduly deleted when the reserved Asset was received into stock.	Fixed

Defect number: AM227141942

Application affected: Asset Manager Windows client

Symptoms	Description	Resolution
"The definition of the ... screen does not exist in this database" Creating a shared view generated an error	Creating a shared view "from the current window" did not work when the opened window was a shared view itself.	"Create a shared view from the current window" function is now removed from Asset Manager Windows client. To make a public view, use "Create a view from the current window" and uncheck the "Private" checkbox when entering the new view details in amViewDef screen. To expose a view as an Asset Manager Web screen, use Asset Manager Application Designer new menu "Action/Generate Screens Using Views".

Defect number: AM31114341

Application affected: Asset Manager Windows client

Symptoms	Description	Resolution
Archival generated wrong queries in certain situations. e.g. with an Oracle Server: "Oracle error: ORA-00928: missing SELECT keyword ('Line 14 of script ''aaa' of table 'amContract (Contracts)'')"	Archival could generate wrong queries on table with many links e.g. Contracts (amContract).	Fixed

Defect number: [AM31616275](#)

Application affected: Asset Manager Application Designer

Symptoms	Description	Resolution
Performance issue while performing enablement of unicode fields	When performing a unicode enablement with Asset Manager Application Designer on fields from a large database, all the indexes on the tables that were renamed to old were destroyed. This caused a huge performance issue.	Indexes are now regenerated on the renamed table before reading records from them.

Defect number: [AM310184734](#)

Application affected: Asset Manager Windows client

Symptoms	Description	Resolution
An error occurred when creating a custom view: "(error (-2000) This table cannot be consulted)"	In some customized databases, Rights to the Views (am-ViewDef) table could not be enabled leading to error when trying to create a private view.	Fixed

Defect number: [AM316192254](#)

Application affected: Asset Manager Windows client

Symptoms	Description	Resolution
A GPF was caused by a Wizard containing a QueryEditor control	Running a Wizard containing a QueryEditor control caused an application GPF.	Fixed

Defect number: AM312101912

Application affected: Asset Manager Web client

Symptoms	Description	Resolution
Performances issues occurred when opening the Portfolio (amPortfolio) screen when many shared views with filters are in the database.	When opening the Portfolio screen in the Web client, all the available contextual filters were loaded.	Filters dedicated to screens created from views (Shared Views) are no longer added to the list of contextual filters.

Defect number: AM9917245

Application affected: Asset Manager Windows client

Symptoms	Description	Resolution
Stock rules calculation was not accurate.	On the Stock rules (amStock-Rule) screen the "Quantity of requests in progress" query calculator under 'Stock Stock.Name'; and 'All stocks' counts all qualifying Request lines. The involved queries did not take into account the fact that the request could be satisfied or that quantities may have been received.	Fixed

Defect number: AM310165021

Application affected: Asset Manager Web client

Symptoms	Description	Resolution
<p>Calculated fields on customized screens could lead to the following Java error:</p> <pre>"com.hp.ov.ac.wsclient.WebServiceException: java.lang.ClassCastException type 'ACDouble' unknown. Defect Description: On 'Stock rules (amStockRule)' "</pre>	<p>Using a calculated field on a customized screen could lead to Java error when the type of the calculated field is integer.</p>	<p>Fixed</p>

Defect number: [AM31615286](#)

Application affected: Asset Manager clients

Symptoms	Description	Resolution
<p>Asset TCO was wrongly calculated.</p>	<p>TCO was wrongly calculated on assets with subcomponents.</p>	<p>The TCO Library (DATASYS) was fixed to correctly handle subcomponents.</p>

Defect number: [AM31612810](#)

Application affected: Asset Manager Windows client

Symptoms	Description	Resolution
<p>An error occurred when using SAM sysOVCMGeneric Wizard:</p> <pre>"Error while parsing string: Line 35 has several values. Error occurred while analyzing the value of wizard property 'property 'Values' of node 'Oper. System'".</pre>	<p>The error was triggered by the Add or Remove software to/from computers option on the SAM sysOVCMGeneric wizard.</p>	<p>Fixed</p>

Defect number: [AM10242017](#)

Application affected: Asset Manager Windows client

Symptoms	Description	Resolution
It was possible to connect to a database with an offset of more than 5 minutes with the server.	When Asset Manager database was set with time zones option, an offset of more than 5 minutes with the server did not prevent connection. It only triggered a warning message.	Fixed

Defect number: [AM42163932](#)

Application affected: Asset Manager Web client

Symptoms	Description	Resolution
Link auto complete was triggered too soon.	The value set in the Linked-it.autocompletion.delay parameter in web.xml was not used for the first typed character. This caused immediate auto completion operations sending unnecessary queries to the database.	To respect the delay at all times, auto completion is now delayed on the first key stroke, even when there is no value in the field.

Defect number: [AM3171413](#)

Application affected: Asset Manager Web client

Symptoms	Description	Resolution
Timezone settings provided in Asset Manager datasys were not accurate for Argentina.	Daylight Saving Time settings were not updated with the last accurate Argentina settings.	The datasys is now updated with accurate timezones and DST.

Defect number: [AM47191014](#)

Application affected: Asset Manager Application Designer

Symptoms	Description	Resolution
A GPF occurred when dealing with Views whose context table name contained an underscore.	When using Asset Manager Application Designer to create a screen, a GPF could be triggered when the private view context is a custom table whose name contains an underscore e.g. "amCF_SoftLic".	Although the underscore is still not supported in table names in Asset Manager databases, the current patch will prevent GPFs.

Defect number: AM4381936

Application affected: Asset Manager Application Designer Asset Manager Windows client

Symptoms	Description	Resolution
A migrated database could contain screens with corrupted page lists, triggering errors at connection time: :"The insertion index of page 'pgBiosProcessor' exceeds possible insertion indices for screen 'AT__HW_Inventory/Views'. Intermediate pages have been deleted."	When connecting to a migrated database which contained many shared views, non-critical error messages were displayed.	The migration process was enhanced to handle the situation, and the error messages will no longer be triggered. Thus a previously migrated database may be used as is without remigrating it.

Defect number: AM43102917

Application affected: Asset Manager Windows client

Symptoms	Description	Resolution
Executed work orders had status set to "Scheduled" instead of "Notified".	When requesting a Work Order, then executing the request, the newly created Work Order was given the status "Scheduled" instead of "Notified". This was caused by an error in default value for "am-WorkOrder:dtSchedFixStart" field.	The Asset Manager database now contains the correct default value script for "am-WorkOrder:dtSchedFixStart" field. An existing database may be modified manually to get the correct behavior.

Defect number: AM4317147

Application affected: Asset Manager Windows client

Symptoms	Description	Resolution
The Modified on (dtLastModif) field on Workflows could contain an earlier timestamp than the creation date (dtStart) field.	Many date fields had a default value script "RetVal = AmDate()". Since, dtLastModif is set using "SELECT GetDate()" SQL function, this could lead to a slight gap because SQL function returns the database server TimeStamp, while AmDate() Basic function returns a value based on the local machine clock.	The new database description will contain the modified default value scripts: "RetVal =amDbGetDate("SELECT GetDate()")".

Defect number: AM421172520

Application affected: Asset Manager Windows client

Symptoms	Description	Resolution
Asset Manager 5.10 introduced losses in Shared Views features.	Version 5.10 Shared Views were no longer based on the Views (amViewDef) table because this table is not usable by the Asset Manager Web client to display shared views. This caused the following list of features losses: <ul style="list-style-type: none"> ■ Cannot create a view being non Admin. ■ Cannot perform access restrictions on shared views. ■ Cannot store all column sizes. 	The legacy Shared Views based on amViewDef are now reintroduced in Asset Manager 5.12. However, legacy views can still be used to create screens usable by Asset Manager Web Client. This can be done through Asset Manager Windows client (AmViewDef screen), or Asset Manager Application Designer using the Action/ Generate Screens using Views menu item.

Defect number: AM428162543

Application affected: Asset Manager Windows client

Symptoms	Description	Resolution
<p>Saving a modification to the Portfolio (amPortfolio) screen could trigger an error in a database with customized workflows:</p> <pre>"Duplicate definition: 'SrcT_244_104_22_0'. ('Line 14 of script 'Workflow agent' of table 'Portfolio items (amPortfolio)''')</pre>	<p>When a workflow was triggered and this workflow involved a script action, it could lead to a corruption in the Asset Manager Basic engine compiler.</p>	<p>Fixed</p>

Defect number: [AM424154549](#)

Application affected: Asset Manager Windows client

Symptoms	Description	Resolution
<p>When Feature fields were added to the main list in a screen, an SQL error could occur when opening the screen:</p> <pre>"ODBC error: [Microsoft][ODBC SQL Server Driver][SQL Server]The correlation name 'F40' is specified multiple times in a FROM clause . SQLState: 37000"</pre>	<p>When using features of type "Link" and adding such feature as one of the columns of a screen main list, opening the screen could cause badly formatted SQL to be sent to the database server, thus generating an error.</p>	<p>Fixed</p>

Defect number: [AM410191237](#)

Application affected: Asset Manager Windows client

Symptoms	Description	Resolution
Trying to delete workflow instance displayed in tab form triggers error: "Link 'WfScheme' unknown in 'WfScheme' (table 'Workflow instances (amWorkflowInstance)') (-53) String 'WfScheme.Name' / \"Ref' is not a valid field description in the current context"	In a workflow tab, when workflow instances are displayed in tab form, deleting an instance using the delete link contextual menu option did not work.	Fixed

Defect number: AM429163447

Application affected: Asset Manager Windows client

Symptoms	Description	Resolution
During the procurement reception process silent rollback of created records could occur, triggering the following error: "(-2003) Unable to read a record. Possible causes are:\n- you don't have the necessary user rights,\n- the record has been deleted,\n- the database is incorrect (broken link).\nYou can try updating with the REFRESH command (F5)."	A customized database with complex Basic scripts defined for "Irrelevant", "Default value" etc. could cause the procurement reception process to fail due to silent rollbacks when these scripts failed because of ERR_NODATA silent errors.	Fixed

Defect number: AM62618218

Application affected: Asset Manager Application Designer

Symptoms	Description	Resolution
Using Asset Manager Application Designer to customize or migrate a database which is archival-enabled could generate a wrong (smart database upgrade) SDU plan.	SDU plan could contain too many conflict detections when customizing or migrating a database with archival enabled.	Fixed

Defect number: AM42317235

Application affected: Asset Manager Windows client

Symptoms	Description	Resolution
When trying to associate Portfolio items with a work order, not all the portfolio items show up in the list as expected.	This was because the sysFilter used was "OverflowTbl<>'am-Soft.Install'" instead of "seOverflowTbl<>3. This excluded items with NULL OverflowTbl.	Fixed

Defect number: AM513125910

Application affected: Asset Manager Windows client

Symptoms	Description	Resolution
Canceling update could cause record deletion.	When modifying a field on the Assets (amAsset) screen, clicking Cancel could lead to deletion of related Portfolio and Computer overflow records.	Fixed

Defect number: AM57143210

Application affected: Asset Manager Windows client

Symptoms	Description	Resolution
Certain SAP Crystal Reports report could not be previewed.	When a report contained no SQL query (so it did not need any connection to Asset Manager database), Asset Manager failed to analyze it and refused to launch SAP Crystal Reports preview on this report. Although such a report has little business interest, it will now be processed.	Fixed

Defect number: [AM31714301](#)

Application affected: Asset Manager Windows client

Symptoms	Description	Resolution
When changing a value in the Name (Name) field of a Model (amModel) from one in half-width Kana to whole-width Kana, the following constraint error is generated: "Cannot insert duplicate key row in object 'amModel' with unique index 'Model_FullName'. SQLState: 23000"	Hierarchic tables management did not work well with UNICODE languages.	Fixed

Defect number: [AM51595847](#)

Application affected: Asset Manager Windows client

Symptoms	Description	Resolution
The procurement reception process could fail with error: "Index error: A record in table 'Portfolio items (amPortfolio)' with the value '' for field 'Full name (FullName)' already exists in the database."	On some customized databases, the procurement reception process could fail with a duplication error.	Fixed

Defect number: AM31214315

Application affected: Asset Manager Windows client

Symptoms	Description	Resolution
Running a database Repair on the Asset Manager 5.11 database could wipe out entitlements in amRelEntitlPortf.	AmEntitlement:Assets and AmEntitlement:PortfolioItems links which point to the same amReEntitlPortf relation table are redundant.	The repair tool will now take this into account.

Defect number: AM422142958

Application affected: Asset Manager Windows client

Symptoms	Description	Resolution
Denormalizations could prevent updating records with error: "[SQL Server]Only one expression can be specified in the select list when the subquery is not introduced with EXISTS. SQLState: 37000"	When denormalizing a link.link distant field which was already denormalized in the first link part target table (cascade denormalization), the SQL generated to synchronize the denormalized data was badly formatted.	Fixed

Defect number: AM46102040

Application affected: Asset Manager Application Designer

Symptoms	Description	Resolution
Using Asset Manager Application Designer to make a table hierarchical ends with error: "ODBC error: [Microsoft][ODBC SQL Server Driver][SQL Server]CREATE UNIQUE INDEX terminated because a duplicate key was found for index ID 11. Most significant primary key is '<NULL>'. SQLState: 23000"	Using Asset Manager Application Designer, it was not possible to successfully customize a table to make it Hierarchical.	Fixed

Defect number: [AM42418384](#)

Application affected: Asset Manager Windows client

Symptoms	Description	Resolution
Procurement Request Wizard (sysProcRequestGenPOrder) did not check end validity catalog dates.	The Procurement Request Wizard (sysProcRequestGenPOrder) did not check end validity catalog dates causing silent failure to create a purchase order unless a valid catalog is selected manually through the "Choose from a catalogue or a supplier" wizard path.	Fixed

Defect number: [AM428162445](#)

Application affected: Asset Manager Windows client

Symptoms	Description	Resolution
The Asset Manager license creation wizard (sysSamCreateLicpfic) did not take into account an Asset tag (AssetTag) default value.	When creating a license using the wizard sysSamCreateLicpfic, the Asset tag (AssetTag) field was set to mandatory, without taking the default value into account. Usually, the Asset tag is decided by a default value.	Fixed

Defect number: AM6518115

Application affected: Asset Manager Application Designer

Symptoms	Description	Resolution
An error occurred on API amIsScreenSet when checking the database: "(-53) Sub or function 'amIsScreenSet' not defined. ('Line 10 of script 'Validity' of table 'User roles (amMasterProfile)''')"	When running a Check and Repair with the "Check Validity of records" checked, a validity script containing a call to amIsScreenSet() caused an error.	Fixed

Defect number: N/A (generic enhancement)

Application affected: Asset Manager Web client

Symptoms	Description	Resolution
N/A	Support of jre 1.6 has been validated	N/A

Defect number: AM612122220

Application affected: Asset Manager clients

Symptoms	Description	Resolution
Timezones for northern and southern hemisphere were not treated differently.	The timezone algorithm did not deal correctly with hemisphere and seasonal daytime savings offsets.	Time offsets are now correctly applied.

Defect number: AM716151241

Application affected: Asset Manager Japanese Web client

Symptoms	Description	Resolution
Users could not login with kanji login ids.	Users could not login with kanji login ids as character set not fully supported.	Web Tier and Web Service now supported out of the box on any platform using utf.

Defect number: AM211145547

Application affected: Asset Manager Web client

Symptoms	Description	Resolution
New FloatingPoint fields did not display in lists.	The FloatingPoint number type was not supported in fields added to lists, thus when created these fields did not display.	Fixed

Defect number: N/A

Application affected: Asset Manager clients

Symptoms	Description	Resolution
The Project TCO field did not work correctly.	The Project TCO (sysCoreProjectTCO) calculated field on the Projects (amProject) detail did not work correctly.	The currency is now displayed by the field.

Defect number: AM525185718

Application affected: Asset Manager Web client

Symptoms	Description	Resolution
Column titles in shared views did not reflect title customization when displayed in the Web client	Creating a private view based on an opened screen where the main list column labels were customized. Then creating a screen using this view. Then opening this screen (shared view) in AM Web client. Customized labels did not appear or were misplaced.	Fixed

Defect number: [AM52811427](#)

Application affected: Asset Manager clients

Symptoms	Description	Resolution
Asset Model not propagated during Asset Model Change update	When modifying the model link of an Asset, the model link of the related Portfolio Item was not always synchronized.	Fixed

Defect number: [AM52892832](#)

Application affected: Asset Manager Windows client

Symptoms	Description	Resolution
Once a "mandatory field cannot be empty" error is displayed, the new record cannot be created even after having filled the missing field properly	With some complex customized screens, "mandatory field cannot be empty" error can definitively prevent the creation even when a second creation attempt is done after having filled the missing data.	Fixed

Enhancements and fixes introduced in version 5.11

The following defects were fixed as part of this release, in addition to those in the previous release:

Defect number	Component that's involved	Description
AM311112325	Asset Manager clients	If a Role used at connection was removed from a given employee and that role was previously defined as its default role at login, the user could still connect with that role.
AM101105157	Asset Manager Application Designer	When creating a new page, the values of the List of fields field in the Contents tab, and of the Label and Domain fields were lost after saving and re-opening the database.
AM4410467	Asset Manager clients	An error occurred when duplicating an existing Employee record and saving with it under a new name.
AM52715623	Asset Manager Application Designer	When editing the property of a field associated with a page (Contents tab), using Asset Manager Application Designer, the field was then duplicated in the list of fields associated with that page.
AM529153114	Asset Manager clients	General Protection Fault occurred when executing a filter that contains an Alias in a DBQUERYBOX control of a wizard.
AM6217551	Asset Manager Application Designer	When changing the order of pages on the Pages tab of a screen, using Asset Manager Application Designer, the new order was lost after pressing Modify .
AM722162818	Asset Manager clients	An error occurred when executing the QBE (Query By Example) wizard at the opening of a list if the QBE makes use of an itemized list having more than 100 records.
AM72162919	Asset Manager Web client	Drilldown was not available from the statistics displayed with the Stat. drop-down list for a link or field from any list.
AM52714153	Asset Manager Web client	When displaying graphs based on Statistics in the Web client, colors appeared slightly paler than in the corresponding series key.
AM425204929	Asset Manager Web client	On the Portfolio management/ Portfolio items screen, a user without rights to modify records saw the Modify button enabled.
AM85141433	Asset Manager Web client	Chart size could not be redefined by the user as it was hard-wired in the code. These can now be defined in web.xml for each kind of chart (statistics, dashboards, business home pages and wizards).
AM91114351	Asset Manager Web client	In the Create a software license management counter... wizard (Portfolio management/ IT/ Software Asset Management/ Create a software license management counter... link on the navigation bar), the Select a counter template page only displayed the first 13 records.

Defect number	Component that's involved	Description
AM1031115938	Asset Manager Windows client	A shared view could appear several times in the navigation bar.
AM102717048	Asset Manager Application Designer	The creation of the Asset Manager database failed on Oracle if the Database/ Use Unicode text fields menu option was used.
AM8209229	Asset Manager clients	Currency amounts were improperly rounded.
AM102318243	Asset Manager Windows client	Screens that were associated with more than one screen set were displayed in the widget that controls functional rights (Administration/ Rights/ Functional rights navigation bar link) as being linked to only a single screen set.
AM526161510	Asset Manager clients	When adding a portfolio item to an employee, the portfolio item was not associated to this employee if the list was configured to be displayed in tab-form (Portfolio tab of an employee).
AM10171859	Asset Manager Windows client	The Asset Manager Windows client froze when displaying features (Features tab of a record).
AM107182715	Asset Manager Application Designer	It was impossible to create two screens on a given table in different screen sets with the same SQL name. The first screen was lost when saving the modification after creating the second screen.
AM52155558	Asset Manager clients	Column widths were not saved when modifying a view.
AM9241174	Asset Manager Application Designer	Triggers were not created when creating an Asset Manager database on Oracle on a UNIX platform.
AM918195134	Asset Manager clients	The Create the items in the request... (sysProcRequestExecuteAll) wizard did not properly handle partial receives.
AM88184415	Asset Manager clients	A workflow with a Pre-Update activation condition on the Asset Tag (AssetTag) field in the Assets (amAsset) table was triggered when creating a new Portfolio item (it should only have been triggered when modifying an existing Portfolio item).
AM99183527	Asset Manager clients	Error message when several Portfolio items are selected and their Assignment (seAssignment) is updated to In stock and the Stock field is filled.

Enhancements and fixes introduced in version 5.10

The following defects were fixed as part of this release:

Defect number	Component that's involved	Description
AM36181218	Asset Manager Application Designer	A general protection fault (GPF) occurred when denormalizing one of the Portfolio.Computer link's fields from the amAsset table.
AM54152032	Asset Manager clients	Improvement of the Domain user... (sysCoreDomainUser) wizard that was triggered by the NT user button on the employee detail pages. This improvement has resolved performance issues.
AM29162248	Asset Manager Web client	The last page of the assets list could not be correctly accessed via Oracle 10.
AM5216510	Asset Manager Application Designer	General protection fault when tagging Web services after migrating custom monetary fields.
AM91793412	Asset Manager Web client	The selection list of portfolio items to reserve from a purchase request was empty.
AM92084250	Asset Manager Web client	When creating elements of a purchase request awaiting receipt, the work order request lines were not correctly associated with the work orders that were created.
AM116192038	Asset Manager Web client	In the detail of a support ticket, the possible values for the StandardSol link were not filtered by the ProblemClass link
AM712183357	Asset Manager clients	The label and description of the dRetire field in the amAsset table were incorrect in English and Italian.
AM626212013	Asset Manager clients	Improved user-friendliness of the Manage software (sysSamLauncher) wizard.
AM22019103	Asset Manager clients	Added a filter to the stock selection page in the Add an item from stock... (sysCoreAddFromStToPi) and Use item from stock" - SQL name (sysCoreAddFromStToWo) wizards.
AM2293951	Asset Manager clients	When a rent's distribution method was Prorate and distribute payments to a selection of assets , the currency associated with the mPayment and mValue fields was not correctly initialized.
AM21420354	Asset Manager Windows client	In the detail of the records, the fields over two columns were not aligned correctly.
AM1018201131	Asset Manager clients	The Code field was missing from the amPhysicalDrive table.
AM103144121	Asset Manager clients	The label for the amPhoneFeatTemplate table exceeded the maximum authorized length.
AM1516313	Asset Manager clients	When a LastModifier link was added to the am-Comment table, the data was corrupted when updating comments that were part of a multiple selection.

Defect number	Component that's involved	Description
AM24134721	Asset Manager clients	The label of a workflow activity's Assignee link was incorrect. The link referenced the amWfOrgRole table instead of the amEmplDept table. It has been renamed to Person or group .
AM73121810	Asset Manager clients	The Nature link is now displayed in the list of models.
AM811155326	Asset Manager Web client	Could not connect to the Web service's version tagged as Head if a page was deleted from a screen.
AM814174726	Asset Manager Web client	When an employee was selected in the Divide a batch... (sysSplitAssignment) wizard, the Location link needed to be populated with the location of the previously selected employee.
AM95161811	Asset Manager clients	The list of workflow instances that are displayed on the Workflow tab is now sorted by default using their creation date. The list of elementary tasks that are associated with a workflow instance are now sorted by default using their creation date.
AM912115012	Asset Manager Web client	An empty Workflow node was displayed in the navigation bar when a guest type user connected.
AM112220955	Asset Manager Web client	The list of portfolio items to upgrade in the Upgrade IT equipment... (eUpgrade) wizard continued to remain empty.
AM4419151	Asset Manager clients	If the definitive model associated with an inventoried model was modified, the change was not propagated to the portfolio items that had already been associated with the previous definitive model.
AM118144433	Asset Manager clients	The MrMrs and Title fields appeared with the same label in the Create a software contract... (sysSamCreateSoftContract) wizard.
AM726163359	Asset Manager Windows client	The Create a software contract... (sysSamCreateSoftContract) wizard's Contract documentation and notes page has been made more explicit. It is now clearly indicated which list lets users add documents and which list lets them delete them.
AM44175327	Asset Manager clients	The list of inventoried models in the Normalize inventoried models... (sysSamNormalizeModels) wizard now provides a filter that lets users select only newly inventoried software installation models.
AM651348	Asset Manager Windows client	An error message was displayed when the Go to shortcut menu was used for the list of assets sorted by model.

Defect number	Component that's involved	Description
AM726193249	Asset Manager clients	When a purchase request was created and the user selected the option to add it to an existing request having the same model, a superfluous empty purchase order was generated.
AM62222912	Asset Manager clients	Improved user-friendliness of the Create a request from a standard request... (sysProcRequestAddTemplatenc) wizard.
AM91791831	Asset Manager clients	The same portfolio item could be reserved several times in a purchase request.
AM126155446	Asset Manager clients	An error occurred when adding a portfolio item in stock from an employee's detail if the dAssignment field was not populated.
AM72817249	Asset Manager clients	In some instances, attaching a demonstration database running on MSSQL 2005 failed during the Asset Manager installation procedure.
AM11149269	Asset Manager Application Designer	Error related to records in the amFuncDomain table when migrating an Asset Manager 4.4.2 database.
AM811145213	Asset Manager clients	The Finish button of the Read messages (sysCoreReadMsg) wizard displayed the next message instead of exiting the wizard.
AM28163511	Asset Manager Windows client	The Description link for helpdesk tickets was not updated when the ticket was modified using the In-call button which calls the Incoming call (sysHDIncomingCall) wizard.
AM831141450	Asset Manager clients	The total cost of ownership (TCO) of a business service did not correctly take into account the value of the seFinImpactCalc field in the amCRType table.
AM921151458	Asset Manager clients	Performance issue linked to the total cost of ownership calculation (TCO) when displaying a model associated with numerous portfolio items.
AM42417114	Asset Manager Windows client	The Add this column to the list shortcut menu did not work.
AM126174110	Asset Manager Web client	In the assets detail, the Acquis. tab had two Procurement sections.
AM1125195128	Asset Manager clients	In the detail of an expense line, the WorkOrder link was not enabled when the value of the sePurpose field was Internal labor (Work order) .
AM31215344	Asset Manager Windows client	Error displaying the detail of a data source from a connection detail (File/ Manage connections menu).
AM919195012	Asset Manager Application Designer	All system screens and filters were not always checked when the database was saved.

Defect number	Component that's involved	Description
AM1220142019	Asset Manager Application Designer	When modifying the Irrelevance script associated with a link, the Mandatory column in the list of link properties was updated instead of the Irrelevance field.
AM28114230	Asset Manager Application Designer	Changes made to the description of tables were not saved when the database was saved.
AM1212192050	Asset Manager Application Designer	An error message appeared when executing the Check the full names and the hierarchic levels diagnostic tool (Action/ Diagnostics/ Repair database...).
AM73154936	Asset Manager clients	Access restriction's OR clauses were interpreted as AND clauses when access restrictions were applied.
AM228152540	Asset Manager clients	When the AdbLog/ Explain Plan (Edit/ Options) option was enabled for an Oracle database, error messages were generated.
AM912201128	Asset Manager Web client	In some instances, using DBQueryBox control types could cause performance issues.
AM31814567	Asset Manager Web client	The default value of the AssetTag and SerialNo fields was re-applied when an asset was displayed.
AM614175932	Asset Manager clients	Error executing the Create a software license management counter... (sysSamCreateSoftwareCounter) wizard when Per named workstation license types were used.
AM423154744	Asset Manager clients	Two portfolio items were created when a portfolio item associated with the Software installations or utilizations (amSoftInstall) type nature was created.
AM126155449	Asset Manager Windows client	After migrating a database, the portfolio item's Model link contained no value.
AM54113320	Asset Manager Web client	When a filter was applied to a given screen's list, the filter was automatically applied to all of the screens that displayed the list.
AM51718558	Asset Manager Web client	No progress bar was displayed when time was needed to display a screen or wizard.
AM62221491	Asset Manager Web client	List items that were displayed in a wizard were not counted correctly when a column was sorted.
AM71215574	Asset Manager Web client	After selecting a favorite in the navigation bar and then navigating to other screens, clicking the Refresh button caused the user to return to the favorite instead of refreshing the current page.
AM721163149	Asset Manager Web client	Icons used to display the contents of a link and to delete a link were displayed even for users who did not have sufficient read/write rights for the link.
AM8815416	Asset Manager Web client	The filter applied to a list was not saved with the favorite associated with a statistic that was created for this list.

Defect number	Component that's involved	Description
AM823212954	Asset Manager Web client	Check boxes in the software counter details were not correctly aligned.
AM828154849	Asset Manager Web client	The size and name of files associated with a document were not correctly refreshed when the file was modified.
AM95154958	Asset Manager Web client	The identifier for images appeared on the Photo tab.
AM9516736	Asset Manager Web client	Items that were previously selected in a selection screen remained selected when the selection screen was displayed subsequent times.
AM117182441	Asset Manager Web client	When the detail of an employee or group was displayed via a helpdesk ticket's Tracking tab, lists associated with the detail only contained columns that corresponded to the list's check boxes.
AM57141622	Asset Manager Web client	After exporting a list to Excel, the hourglass remained displayed until the page was refreshed (F5 button).
AM1012163139	Asset Manager Web client	The disconnection icon could not be accessed via the keyboard's tab key.
AM31311916	Asset Manager Application Designer	Error message when migrating a database when field sizes had been modified.
AM1122144633	Asset Manager Windows client	Query-based statistics were displayed using the query's name instead of the statistic's name.
AM619114230	Asset Manager clients	Large reports were not properly migrated.
AM69135926	Asset Manager Windows client	It was not possible to control display of list buttons such as New , Duplicate and Delete . These sometimes appeared below the list instead of beside it. This can now be specified in Asset Manager Application Designer: <ol style="list-style-type: none"> 1 Display the table from which the list is drawn. 2 Display the list of screens for the table. 3 Select the screen on which the list appears. 4 (Un-)check the Buttons are horizontal on screen bottom box.
AM65225313	Asset Manager clients	System itemized lists were historized using the value stored in the database (which is a number), with no option to use the corresponding label.
AM62615184	Asset Manager clients	When selecting the Documents tab of a contract, content of large document files was preloaded too early.

Defect number	Component that's involved	Description
AM3617056	Asset Manager clients	In a wizard, chaining of a private wizard action was not possible except for the action's owner (author). Thus users could not chain (execute) a "hidden" wizard from an available wizard. Note: A private action is an action for which the Not shared (bPrivate) checkbox is checked. It is hidden if you are its owner (author).
AM55174126	Asset Manager clients	History lines were not properly recovered when un-archiving a record.
AM7314147	Asset Manager clients	When executing a join query, MSSQL Server did not correctly manage denormalized paths, leading to error messages.
AM6271690	Asset Manager clients	Incorrect query results were returned by MSSQL Server when performing a query using CurrentUser and an OR statement with a distant field.
AM730183237	Asset Manager clients	Breakdown was incorrectly translated in Korean.
AM79132640	Asset Manager clients	Incorrect query results were returned when converting 0.0000 values from denormalized fields of type varchar, due to incorrect datatype conversion.
AM423184416	Asset Manager clients	When creating several portfolio items in series, the Sys. Update button was displayed erroneously.
AM522115057	Asset Manager clients	When modifying a distant field, it was not possible to update more than 100 records selected from a list with Shift + mouse.
AM85141433	Asset Manager Web client	It was not possible to configure the size of a chart in the Web client.
AM51311469	Asset Manager clients	An error message was displayed when migrating from Asset Manager 4.4.x to Asset Manager 5.03 if a script referenced a feature field in a distant table, when the feature had not yet been created in the target database.
AM530113349	Asset Manager Application Designer	Modifications of the String field associated with a table in Asset Manager Application Designer were not taken into account when saving the database.
AM124145837	Asset Manager clients	On the Profile tab of the Employees and departments table (amEmplDept), the labels of some new profile fields were truncated.
AM627155444	Asset Manager Web client	The DB.owner parameter in the Asset Manager Web Service configuration file package.properties was not properly expanded in the connection string used as a description in web.xml.

Defect number	Component that's involved	Description
AM822104138	Asset Manager Application Designer	Asset Manager Application Designer caused a General Protection Fault when re-opening a database containing fields with duplicated tax formulas, as defined on the Tax Formulas (amTaxFormula) screen.
AM813163539	Asset Manager clients	The time taken by Asset Manager 5.1x to load a database was much longer than by Asset Manager 5.03.
AM87192426	Asset Manager Web client	The font size used in drop-down lists was smaller than for text in regular field labels on the Web client.
AM730194820	Asset Manager clients	The Administration/ Database options settings of Account-locking delay in minutes and Number of password errors before locking the account were not properly taken into account during invalid log-in attempts.

Enhancements and fixes introduced in version 5.03

The following defects were fixed as part of this release, in addition to those in the previous release:

Defect number	Description
AM121112032	<p>With the Windows client, users could be automatically disconnected in certain circumstances (Administration/ Database options... menu). However, if a record was being modified, the disconnection procedure was blocked.</p> <p>A database option has been added which allows users to force an automatic disconnection even if records are being modified.</p> <p>This new option is called Discard current changes after automatic disconnection. If the value of this option is set to Yes, when the automatic disconnection procedure is started, a disconnection warning message is briefly displayed (display time cannot be modified), then the disconnection procedure is carried out and any current changes are not saved.</p>
AM12413472	Access restrictions were not taken into account correctly when Wizard or Script type actions were executed via the Web client.
AM1129131937	The Get-Resources SendUpdate function no longer worked.
AM1212144955	Asset Manager Application Designer, the Migration/ Update database menu could not be used to upgrade a 5.01 version database to version 5.02.
AM61418489	Screens with a system filter could not always be modified.
AM110173936	Users who connected to the Asset Manager database with Guest access could not insert documents into the database.

Defect number	Description
AM18105954	Read-only fields could be modified on a page with the dbpathcombo control.
AM621181043	A remote page from the same table could not be inserted into the same screen in the portfolio items table (for example: Asset.<page> and Batch.<page>).
AM122111313	Calculated fields whose field type was AQL and whose result type was Numerical could not have maximum values.
AM1301683	
AM1817523	When two portfolio items using the same model were created one after the other without closing the screen, some field values were incorrectly reinitialized.
AM115142522	When records with a BLOB type field were archived they could no longer be restored.
AM1220151214	Oracle errors could occur when archived objects were restored.
AM64171158	During the procurement cycle, the asset's Invoice (InvoiceLine) link was not populated.
AM127114917	Clicking the Read messages (sysCoreReadMsg) wizard's Previous button did not display the previous message.
AM11716461	A Korean language Asset Manager database running on Sybase cannot be created.
AM211185850	
AM116181527	Simple filters did not work as expected when they referenced a remote field (link.field).
AM117114352	Normal type links were not correctly restored after restoring employees and departments, and portfolio items.
AM130183321	Automatic disconnection did not work when a change was pending on the Windows client.
AM118152617	In the detail of a request line, displaying the Component of (Parent) drop-down list took too long.
AM129154753	The time required to browse the list of portfolio items with the Web client has been improved.
AM130154450	Sorting lists did not always execute as expected following a preliminary sort.
AM514135536	In a wizard, the VISIBLE=0 property associated with a CAPTION property was not taken into account in the Web client.
AM131153954	A computer could not be duplicated if it had sub-assets.
AM12910474	Some pages were incorrectly renamed during a migration.
AM28102849	In the Web client, the lower tool bar containing buttons masked part of the lists.
AM22110440	Archive and restore problems existed when a field or link was mandatory.
AM226215621	A fatal error occurred when checking or tagging the Web services if a system filter used the amDbVal() function incorrectly.
AM11918758	There was a problem denormalizing system itemized lists in the overflow tables.
AM34195526	Viewing a SAP Crystal Reports report created a random fatal error.
AM36161223	When generating a pie chart using statistics on a column, in some instances the pie chart was not drawn correctly.

Defect number	Description
AM2291568	An obsolete screen could corrupt the migration and the Web services of the database that was migrated.

Enhancements and fixes introduced in version 5.02

The following defects were fixed as part of this release, in addition to those in the previous release:

Defect number	Description
AM619203555	<p>Context:</p> <ol style="list-style-type: none"> 1 Display an employee's detail 2 Display the Profile tab. 3 Access type (seLoginClass) field: Select Guest. <p>Problem corrected: The Helpdesk administrator (bHDAAdmin) option should not be displayed.</p>
AM1016142758	<p>Context:</p> <ol style="list-style-type: none"> 1 Create a new contract. Type (seType) field: Select Maintenance. 2 Click the Assets tab. 3 Add two assets. 4 Display the Rents tab. 5 Add one assets. Prorate to assets (seProrateRule) field: Select Allocate unit level payments to a selection of assets. 6 Display the rents in list-form. 7 Display the rent detail. 8 Click the Assets button. This starts the Modify the list of assets associated with the rent... (sysLeaseWAddAssetRent) wizard. <p>Problem corrected: The wizard did not display the list of assets associated with the contract.</p>

Defect number	Description
AM619204046	<p>Context:</p> <ol style="list-style-type: none"> 1 Connect to the Asset Manager database with a user whose access type is Guest. 2 Display the employees (Organization/ Employees link on the navigation bar). 3 Display an employee's detail 4 Display the Cost tab. <p>Grayed out expense lines are displayed. None can be added or deleted.</p> <p>Problem corrected: A guest user could display the detail of an expense line and modify it. Guest users can no longer display the detail of an expense line.</p>
AM102994255	<p>A user connected to the Asset Manager database as a guest user did not have the appropriate read/write accesses for the assets, computers, telephones, monitors, software installations and portfolio items tables.</p> <p>A guest user now has access to these tables with the access rights described in section Creating the database / License key [page 55].</p>
AM31514813	Users using an invalid password could connect using LDAP authentication via the Web client.
AM21153537	An error message was displayed when two consecutive records were created for the computers table (Windows client).
AM371642	Asset Manager Application Designer general protection fault when connecting to a new Oracle database.
AM220183447	The Relevance script associated with the buttons was incorrectly evaluated when a list was displayed in List only mode (Windows client).
AM321184155	An error message was displayed when an action to add an asset to a contract was cancelled (Windows client).
AM32215349	The DBLISTBOX control was empty when the list of values was obtained using the COMMANDBUTTON control (Web client).
AM319161253	An error message concerning mandatory fields was displayed when a computer was created even though the mandatory fields in question were populated (Windows client).
AM33075634	The reference to the parent object of a history line was lost (Windows client).
AM312173114	The access restrictions were not taken into account correctly during a multiple selection (Ctrl+A in the Windows client).
AM316165458	Application froze while backing up help on fields during database migration of customized data (Asset Manager Application Designer).

Defect number	Description
AM5912732	<p>Context:</p> <ol style="list-style-type: none"> 1 Start a Web client and connect to the Asset Manager database. 2 Display the portfolio items. 3 Select a portfolio item. 4 Refresh the list. <p>Problem corrected: The list takes too long to refresh. The query sent to Microsoft SQL Server has been optimized.</p>
AM5416042	<p>Context:</p> <ol style="list-style-type: none"> 1 Start a Web client and connect to the Asset Manager database. 2 Display an asset's detail. 3 Click the Fixed Asset tab. 4 Click the <input type="checkbox"/> icon to the right of the Depreciation type (IDeprSchId) link. 5 Select a depreciation type. <p>Problem corrected: This operation produced an error.</p>
AM14103250	When you displayed a list of records or a detail, the focus was positioned on the contextual actions (Web client).
AM915152142	Authentication was case sensitive for connections using integrated NT authentication for Oracle (Windows client).
AM42017812	An error message was produced for the Yearly TCO (sysCoreAvgYearlyTco) calculated field during migration (Asset Manager Application Designer).
AM424155647	Comments were truncated by one character when the file was imported (Windows client).
AM5405058	General protection fault when executing the Check definitions of the Web services... (sysCoreWebServiceCheck) wizard.
AM42393322	Cannot display a SAP Crystal Report published in SAP Crystal Reports Server if the user did not have administrative rights (Web client).
AM57175153	A field no longer appeared as mandatory after a LinkEdit field which made this field appear as mandatory was populated (Web client).
AM413163330	Cannot keep history for the Tick. status (seStatus) field in the Help-desk ticket (amTicket) table (Windows client).
AM44111047	An error message was displayed when creating the history of a duration type feature (Windows client).
AM530144540	General protection fault when tagging Web service (Asset Manager Application Designer).
AM523183315	The comment field of the Portfolio items (amPortfolio) table was not backed up (Windows client).
AM529181731	When a work order was created by the Add work order (sysHDNewWorkOrder) wizard, the Work order number (WONo) was generated by the wizard and not by using the field's default value.
AM529174652	A ticket resolution code was processed as a number instead of a character string by the Ticket closure (sysHDClosure) and Suspension (sysHDOOnHold) wizards.

Defect number	Description
AM530165957	The work order number is not incremented when the work order is created via the Add work order (sysHDNewWorkOrder) wizard.
AM531135242	The Mandatory and Read only scripts associated with the fields and links were not evaluated correctly for the Work orders (amTicket) table (Windows client).
AM66195720	An error occurred following the second consecutive change of an asset (Web client).
AM51516958	Script type actions that were triggered automatically when connecting were not taken into account (Web client).
AM53119018	Performance was negatively impacted when sorting a list in database running on Microsoft SQL Server (Windows client).
AM6718484	Selections made in a wizard's LinkList type control were lost when returning to a previous page via the browser's Previous button (Web client).
AM116135817	An error message was displayed when adding a comment type field to a table if the Database/ Add a 'Last Modifier' link to all tables (Asset Manager Application Designer) was selected.
AM710142249	The scripts defined for the LabelLeft property of a wizard's TextEdit type control was not evaluated (Web client).
AM66143141	An error message was displayed when adding an alarm on an asset's Expiration (dWarrEnd) field (Windows client).
AM16171645	A view's hidden tabs appear after migration (Asset Manager Application Designer).
AM8211584	The last record displayed in a DBQueryBox type list was selected when opening the list (Web client).
AM824183821	General protection fault when tagging a Web service if a user script library was used (Asset Manager Application Designer).
AM83017745	The comment field was not updated if another field was modified simultaneously in the Assets (amAsset) table (client Windows).
AM921174721	Performance issues when executing Irrelevance scripts on the History tab (Windows client).
AM103145743	Pages of the MigratedSys screen set were lost when migrating a multilingual database (Asset Manager Application Designer).
AM9111679	An error message was displayed when executing a record duplication script for the Portfolio items (amPortfolio) table (Windows client).
AM101012945	An error message was displayed when searching for a computer via the QBE query wizard (Web client).
AM1010144249	Could not connect if the login contained the \n or \r characters (Web client).
AM1016142758	If a column was added after a column displaying icons via the list configuration, then the size of the new column was null (Windows client).
AM1017124722	An error message was displayed when executing the Suspension (sysHDonHold) wizard (Windows client).
AM828143631	Improving error messages displayed if the database connection parameters are invalid or if a Asset Manager DLL cannot be loaded (Web client).

Defect number	Description
AM423175455	Performance was negatively impacted when modifying a computer (Windows client).
AM619195033	List paging buttons are disabled when the user was connected as a guest user (Web client).
AM1026172941	Messages whose subject field contained accented characters were not formatted correctly when sent using the SMTP protocol (Windows client).
AM3755627	<p>A Documents button appears on the contracts detail page.</p> <p>This button was associated with the Add/Modify a document (Bst-CntrDocument) action.</p> <p>However, this action was only available if the Contracts - Line-of-business data had been imported.</p> <p>This action is now part of the system data. Its SQL name is sysCntrDocument. It is present in all newly created databases or after migrating to version 9.32. Thus, the Documents button will operate correctly in all instances.</p>
AM718132751	The processing of scripts in calculated fields has been modified in order to support a substantial amount of instructions.
AM102516209	A work order could not be returned after it was received in the procurement cycle.
AM121112032	<p>With the Windows client, users could be automatically disconnected in certain circumstances (Administration/ Database options... menu). However, if a record was being modified, the disconnection procedure was blocked.</p> <p>A database option has been added which allows users to force an automatic disconnection even if records are being modified.</p> <p>This new option is called Discard current changes after automatic disconnection. If the value of this option is set to Yes, when the automatic disconnection procedure is started, a disconnection warning message is briefly displayed (display time cannot be modified), then the disconnection procedure is carried out and any current changes are not saved.</p>

Enhancements and fixes introduced in version 5.01

The following defects were fixed as part of this release, in addition to those in the previous release:

AM511112015	Error adding a rent to an asset.
AM82418420	Timeout expires when stubbing Web services on Unix.
AM95112956	Cannot add a user to a computer via the Web client.

AM911153824	With the Web client, when a user didn't have read rights for a record, Asset Manager displayed this error The record no longer exists in the database. instead of You don't have the right to consult this record (Read access restriction not respected).
AM101714449	Cannot remove the Model pairs/conductors (Pairs) link from a cable model.
AM125182940	In the window displayed by clicking the Portfolio management/ Results of the software counters link, the Installation button could not be used to change a counter used to count By CPU speed license types.
AM125183323	When a counter was created from a model whose Installations/Utilizations-calculation mode (seInstallCountMode) field was equal to Count according to a calculation formula , the calculation formula was not inherited.
AM12519817	Error while using the Create a software license management counter... (sysSamCreateSoftwareCounter) wizard when trying to select employees or departments to define the list of entitlements.
AM927153041 (688578)	General protection fault when many users tried to use Asset Manager APIs simultaneously.
AM101318169 (691474)	General protection fault when the Go to... shortcut menu was used for certain calculated fields.
AM62814470 (557979,698809, 698821)	The label for MultiLineEdit type controls was not displayed and would not generate line feeds.
AM112135538 (692836)	In the list of assets, fields and links of the order's detail could not be displayed by following the Order line (POrdLine) -> Order line (POrdLine) link.
AM119202322 (693765)	Archived workflow instances could not be accessed from an archived record.
AM1115163242 (688304)	Updating the Comment field for several records produced a general protection fault if the Comment field was already populated for certain records.
AM103118936 (626233)	In Asset Manager Server, error executing the Calculate rents and loans (Rent) module.
AM112152514 (711810)	Error when partially receiving assets linked to a nature (via its model) whose Management constraint (seMgtConstraint) field was equal to Free .
AM717173712 (671270)	In Asset Manager Application Designer, error when executing the database repair tool (Action/ Diagnostics/ Repair database... menu) if there were records in the Documents (amDocument) table whose Referenced object (DocObject) link was not populated.
AM727152342	Cannot continue working with this document. Its definition has changed error message when displaying a screen in the Web client after modifying the screen in Asset Manager Application Designer.

AM811155627	In the Web client, the Certification date (dCertification) and Certification end date (dCertifEnd) fields were not displayed in the correct spot for product details.
AM811162044	In the Web client, the Resale price (mResalePrice) field was not displayed in the correct spot for asset details.
AM811181836	When clicking the Portfolio management/ IT/ Software Asset Management / Manage software link, then clicking the Modify a license button on the Manage software licenses and installations screen, the list that was displayed contained licenses and installations instead of licenses only.
AM814174412	With the Windows client, when creating a model linked to a nature whose Management constraint (seMgtConstraint) field was set to Free or Asset tag , the fields of the Unit frame on the General tab were masked.
AM82220435	When executing the Request software licenses wizard on the Populate license information page, the label of the Title field was incorrect (it corresponded to the Asset tag field).
AM828154414	In the detail of a contract, Documents tab, the Size in the database and Stored in the database fields were not updated after importing a new document. The page must be refreshed.
AM831143622	If a user modified a screen without saving the changes and then changed the language of the database, the changes to the screen were saved without notifying the user.
AM95174723	Filtering a list using a custom query dependent on the value of a date type field generated an error in the Web client.
AM97161833	Executing the Export device traces... (sysCableOutDevTr) action via the Web client caused errors.
AM98125428	In the Web client, wizards' OPTIONBUTTONS and TEXTBOX type controls could be modified even if the corresponding field was read-only for the connected user.
AM981762	The list of users for a portfolio item was not emptied when the value of the Assignment (seAssignment) field was changed to In stock .
AM12163519 (708647)	After converting an Asset Manager 4.3.2 version database to version 5.00, the Node type 'SMRIGHTEDITOR' is not possible as sub-node of 'pgDefaultRight' error message was displayed when executing the Web services definition check wizard.
AM125191347 (712821)	In some instances, archived tables could no longer be accessed after converting an Asset Manager 4.4.1 database to 5.00.
AM125191818 (711956)	Displaying portfolio items under DB was slow.
AM94173151	In the detail for products, displaying the Employees tab did not take into account the nature of the model associated with the product. The Employees tab should have only been displayed for products whose nature was Work order .

AM1116154926
(697910)

General protection fault when executing a wizard using the AmExec-Transition() function.

Enhancements and fixes introduced in version 5.00

The following defects were fixed as part of this release, in addition to those in the previous release:

Bug number / Enhancement request	Description
AM1228164219	This bug involves the English version of Asset Manager. In the English version of the Create a budget wizard (sysFin-BudgetCreate), certain labels were displayed in French.
AM47171655	This bug involves the multilingual databases (a database can be made multilingual using Asset Manager Application Designer, Action/ Insert a language in the database menu). Changing a customized page in one language caused the labels of the same page in another language to be overwritten.
AM3911478	This bug involves Oracle databases with archiving enabled (Asset Manager Application Designer, Database/ Enable archival menu). An error occurred when several records were archived simultaneously.
AM1962720	This bug involves databases whose structure and data were exported then re-imported using Asset Manager Application Designer. When the Asset Manager Windows client connected to the recreated database the Cannot find database description in the database or in a file error message was displayed.
AM111193444	This bug involves an error that occurred when several helpdesk tickets were selected at the same time for modification. When selecting two helpdesk tickets whose Tick. status field (seStatus) was Closed , and changing this field's value to Closed and verified , an error message similar to the following was displayed: Ticket XXX, dependent on ticket YYY, will be closed despite there being ZZZ unfinished work orders.
AM2422339	This bug involves how detail screens are displayed. Some fields were hidden by default. The user was required to find the column separator using the mouse cursor and manually enlarge the column to have the fields appear.
AM128121256	This bug involved the behavior of the software when an asset was removed from the portfolio. When an asset was removed from the portfolio (Assignment (seAssignment) field), the licenses linked to the asset were not freed-up (User (User) and Component of (Parent) links emptied) for the licenses.

AM51011573	This bug involves the conversion of a database during a migration. The link between the request line and the order line and the link between the asset and the receipt line were lost.
AM510181631 and AM120155225	This bug involves databases with archiving enabled (Asset Manager Application Designer, Database/ Enable archival menu). If new fields were added to one of a table's pages using Asset Manager Application Designer, the Field XXX is unknown in table YYY error message was displayed when the Windows client connected to the database.
AM524203228	This bug involves databases that had a line similar to TA-BLESPACEINDEX=XXX in their <code>amdb.ini</code> file. An error occurred when trying to create a new index with Asset Manager Application Designer.
AM527192938	This bug involves use of the Utilities/ Statistics on this column shortcut menu. Calculating statistics did not take into account user access restrictions.
AM629165125	This bug occurred when saving certain records that had empty required fields. Asset Manager would save the record without warning the user.
AM85191735	This bug involves databases that use LDAP authentication for connections and have deactivated anonymous access. Users whose LDAP account was disabled could still connect to the Asset Manager database.
AM85174839	This bug involves certain detail screens with fields displayed over several columns. Sometimes a column of fields was masked. The user was required to find the column separator using the mouse cursor and manually enlarge the column to have the fields appear.
AM1014164642	This bug involves databases that users can connect to using Windows 2000, XP or Server 2003 integrated security (the login for these users is <code>[domain]\[user]</code>). With the Use integrated NT security check box clear, a user could connect to the database as <code>[domain]\[user]</code> and with any password. An error message was displayed but the user was able to connect regardless.
AM10519459	This bug occurred when a user tried to modify a selection of records. In some cases, Asset Manager refused to save the changes incorrectly stating that some fields were not populated.
AM211162513	This bug involves the Documents tab of all the detail screens. The Detach button did not function correctly.
AM318154620	This bug involves the way in which Asset Manager Server executes workflow rules for execution groups. Asset Manager Server would save a workflow event even if its activation conditions were not checked.

AM419154852	<p>This bug involves orders that link an ordered asset to an ordered warranty.</p> <p>Upon receipt, the link between the asset and the warranty was not correct.</p>
AM525133645	<p>This bug involves orders made up of several parent assets and several components linked to the parent assets.</p> <p>When delivery of the main assets was staggered, the number of components linked to the main assets received was incorrect.</p>
AM47152019	<p>This bug involves the deletion of a monetary field using Asset Manager Application Designer.</p> <p>An error occurred during deletion.</p>
AM1031111754	<p>This bug involves the Documents tab of all the tables.</p> <p>If you click the Run button, the Modify button was activated for no reason.</p>
AM22420549	<p>This bug involves the System table (SysBlob).</p> <p>User rights could be defined for this table.</p>
AM817181418	<p>This bug involves editing views.</p> <p>A user without administrator rights could edit views.</p>
AM424115636	<p>This bug involves the way the Add this column to the list shortcut menu entry is displayed (fields and links of a detail screen).</p> <p>This menu entry was available for links that could not be added to the list.</p>
AM511154712	<p>This bug involves use of the amGetRecordHandle() API in an AQL query.</p> <p>An alias could not be given to fields in the queries handled by the API.</p>
AM92220209	<p>This bug involves databases with archiving enabled (Asset Manager Application Designer, Database/ Enable archival menu).</p> <p>Displaying the Documents (amDocument) table caused an error on the calculated field cf_sysCoreDocBlobExists.</p>
AM979534	<p>This bug involves users whose access type to the Asset Manager database is Guest.</p> <p>These users could not access Documents (amDocument) table.</p>
AM91710554	<p>This bug involves the Helpdesk ticket history (amTicketHistLine) table.</p> <p>A user with only Read and Enter during creation rights for the fields and links of this table could edit certain fields of a record that already existed. The user should only have been able to do this for a record before it was created.</p>
AM93133619	<p>This bug involves the Create button that is displayed in order detail.</p> <p>The list of values of the Status cde. field (seStatus) that activated the button was incorrect. This caused an intermittent error to occur when activating the Create button.</p>

AM1020132346	<p>The bug involves the Admin user in the Employees and departments (amEmplDept) table.</p> <p>Modifying the name of this user prevented saving changes to the database structure using Asset Manager Application Designer (error ORA-00001: unique constraint (AC421.EMPLDEPT_IDNO) violated).</p>
AM112131749	<p>This bug involves displaying the Expense lines (amExpenseLine) table under the Rights tab of the user rights detail.</p> <p>This table was not displayed if the Finance table was not activated (File/ Activate modules menu).</p> <p>In numerous cases, such as creating an asset with a purchase price, Asset Manager needs to create expense lines automatically even if the Finance module is not activated.</p>
AM11418616	<p>This bug involves the list of wizards (LISTBOX control).</p> <p>When the size of one of the columns of the list was 0, the titles and contents of the columns no longer matched.</p>

5 Known problems, limitations, and workarounds

The system anomalies listed in this section have been grouped into the following categories:

- [General / database limitations](#) [page 233]
- [Web client](#) [page 238]
- [Web services](#) [page 238]

General / database limitations

- The **HoursDiff** method returns differing values depending on which database is used. For example, suppose that you have an actual time differential of 59 minutes between two times. In a DB2 or Oracle database, this value is returned as 0, which indicates no time differential. However, in an MSSQL database, this value is returned as 1, which indicates a 1 hour time differential.

 **Note:**

This issue occurs because different databases calculate 59 minutes as either 0 or 1 hour depending on the rounding policy implemented in that particular database.

- The format of a list box on the Web client differs from the format of a list box on the Windows client. Specifically, the format on the Web client is as follows:

A|B|C

However, the same format on the Windows client, is as follows:

A\|B\|C\



Note:

This issue applies to all array data types and therefore can occur in any control that is populated by an array.

- When you try to open a legacy database by using an Asset Manager 9.32 client, the client generates the following error:

"Field 'IOverriddenById' is unknown in table 'Actions (amAction)'."

If you then open the **amAction** screen and then launch the **Check the definition of Web services** action, the client crashes.

This issue occurs because the new Override action feature that is implemented in 9.32 tries to access a field that does not exist in older versions of Asset Manager.

- The **AmComputeAllLicAndInstallCounts** function does not automatically compute the **Compliance** field. Instead, you can only re-compute the **Compliance** field when you manually click the **Calculate** button. Therefore, there is no mechanism by which the **Compliance** field can be updated.



Note:

This function is not intended to compute the **Compliance** field.

- When a leveraged user has access to the shared data but does not have administrator rights tries to resolve an Inventoried model, the resolution operation may fail with the following error:

"You don't have the right to create or modify this record (Write access restriction not respected on table 'Software installations or utilizations (amSoftInstall)') ('Line 14 of script 'Propagate the resolution of an inventoried model' of table 'Inventoried models (amInventModel)')"

To work around this issue, follow these steps:

- 1 Add the following new Boolean field to the amInventTable:
hp_bIsModified
- 2 Create a workflow that changes **hp_bIsModified** to **true** whenever a user resolves an **amInventModel** record.
- 3 Create a second workflow that periodically (e.g. every 10 minutes) performs the following operations:

- Check for every **amInventModel** record with **hp_bIsModified** set to **true**.
 - Propagate each **amInventModel** record to softInstall/portfolio Items.
 - Set the **hp_bIsModified** field to **false**.
- Asset Manager is FIPS-ready only on Windows platform.
- The Asset Manager Automated Process Manager **Initial delay before triggering** (FirstTimeOut) setting is not taken into account by the **Searching for new workflow execution groups** and **Signaling presence of database server** modules.
- A computer with multiple network cards cannot be replicated to HP Universal CMDB correctly if one or more of its network cards have empty IP address.
- SAM queries (SQL name: SAMQ) is a reserved functional domain in which no customization (such as adding customized queries and wizards) is allowed.
- Wizards cannot be attached to the **Modify** button on table screens; otherwise, an infinite loop will occur when clicking the button until you cancel the modification.
- Entering non-built-in language characters in the Asset Manager Application Designer is currently not supported (for example, if you enter non-English characters in the English version Asset Manager Application Designer and save the database change, the labels/descriptions become messy code upon reconnection). To avoid database corruption, Asset Manager Application Designer will prompt a warning against such operation.
- If your Asset Manager database has multi-tenancy enabled, it is not recommended to use the **DBLISTBOX** control in wizards as the control is not tenant aware on the Web client.
- When a long query is cancelled (**Cancel** button in the window displayed during lengthy operations), error messages may be displayed even though the operation was running correctly.
- If the database is not configured to store data in Unicode, Asset Manager can only be used in multilingual mode if the languages use the same code page (ex: iso-latin1). In particular, it is not possible to use Asset Manager in multilingual mode with Japanese.
- When exporting a list using the **Utilities \ Export the list** (Windows client) or **Utilities \ Export Excel** (Web client) contextual menu, the exported data does not allow more than 255 characters in any column. Fields with more characters will be truncated to 255 characters.
- After upgrading from version 4.x, the functional domains might not be correct. You have to verify them.
- If the **itam** login already exists in the local MSSQL instance during the installation, the connection to the demonstration database assumes that the associated password is **password**.

- If a database named **AMDemo93xx** (where **xx** corresponds to the Asset Manager installation language) already exists in the local MSSQL instance, the Asset Manager installation will overwrite it with a new demonstration database without any warning.
- The creation of a counter using metering information is limited if the context is not the **amSoftInstall** table. In this case, it is not possible to use the **tsUnused** field.
- After upgrading from a 4.x version and if you have acquired the software asset management module, you will need to import the **software asset management** datakit.
- To copy information from the Asset Manager online documentation (available via the **F1** key), select the text to copy, right-click, and then select **Copy** from the shortcut menu. The **Ctrl+C** keyboard shortcut does not work.



Tip:

For best results, paste the copied text in HTML format to an editor that permits this (for instance using MS-Word's **Edit/Paste Special** option). Make sure that this editor is open before you select and copy the information you need.

- When several users execute an operation at the same time which impact the same records, the DBMS may reject the operation for certain users (deadlock).

A rollback is performed for the rejected transaction and the corresponding user receives an error message similar to the following:

```
2005/04/29 11:41:21.687 6 1 [Thrd#:1588] (-2006) ODBC error: [IBM][CLI Driver] [DB2/6000] SQL0911N The current transaction has been rolled back because of a deadlock or timeout.
Reason code \"2\". SQLSTATE=40001\r\n SQLState: 40001.
2005/04/29 11:41:21.703 6 1 [Thrd#:1588] (-2006) SQL statement '<statement detail>'
```

The data in the database is not corrupted.

The user can retry the same operation if that user is the only user to perform the operation and if the operation has not been performed by the other users.

For example, this type of conflict arises if two users try to receive the same order at the same time.

- Functional rights (Windows client only): Let's imagine that functional right D refuses access to screen E.

If a user connects with a user profile linked to functional right D, and if screen E is associated with an icon on the toolbar, the user is still able to access screen E via this icon even though the he or she is not authorized to do so.

- An error message such as **12:14:29,817 ERROR - org.apache.myfaces.renderkit.html.util.MyFacesResourceLoader - Unparsable lastModified: @lastModified@** may appear in the Asset Manager Web Tier log file.

This does not prevent the proper operation of the application.

- Leasing: In the detail of a contract rent, if you assign the value **Allocate unit level payments to all assets** or **Allocate unit level payments to a selection of assets** to the **Prorate to assets** (seProrateRule) field, the **Value** (mValue) and **Rent** (mPayments) fields cannot be modified by the user.
- Leasing: In the detail of a contract, if you assign the value **Yes** to the **Acceptance date** (bFromAcceptDate) field after generating the rent expense lines and assets have not been accepted, the expense lines are not deleted.
- Leasing: In the detail of a contract rent, if you assign the value **Prorate and distribute payments to all assets** or **Prorate and distribute payments to a selection of assets** to the **Prorate to assets** (seProrateRule) field, you cannot modify the **Rent** (mPayments) field.
- Schedule level rents: When the **Prorate to assets** (seProrateRule) field equals **Prorate and distribute payments to all assets** or **Prorate and distribute payments to a selection of assets**, the **Rent** (mPayments) field is only calculated correctly if the **Prorated by** (ProrateField) field equals **Market value (mMarketVal)**.
- When you use the **Accept assets...** wizard (sysLeaseWAssetAccept), if you set the **Calculation method** field to the **Acceptance date**, and the acceptance date is the same as the contract start date, an intermediate rent is calculated when it should not be.
- User roles: If, in an employee's detail, on the **Profile** tab, you start by adding a role in the **Authorized user roles** (MasterProfiles) list, and you select it using the **Role used at connection** (DefMastProfile) link, and then you remove it from the **Authorized user roles** list, it still remains associated with the **Role used at connection** link. This should not be possible.
- Migration: the database conversion to the 9.32 version will not work if you convert an old-format database that contains a table whose SQL name contains an underscore (_).
If this corresponds to your situation you should contact HP technical support. You may need to contract some consultancy services.
- Wizards:
 - If you use a **COMMANDBUTTON** control, you must populate the **Caption** property.

- If you use a **LISTBOX** control, the **COLNAME** property **must** be populated for the content of the **LISTBOX** to be properly displayed by the Web client.
- ▶ The **Advanced use** guide, **Wizards** chapter, **Types of controls and associated properties** section.

In previous versions, if the **Caption** property was not populated, the name of the **COMMANDBUTTON** control was used instead.

- Display order of pages (tabs): The change to the display order of pages defined using Asset Manager Application Designer is not saved.
- Asset Manager Application Designer: SQL names used for tables must not be more than 18 characters long. If longer names are used, contextual links and views for the table may no longer work correctly and other errors may occur.
- If you are using version 11 or 11.5 of SAP Crystal Reports in conjunction with Asset Manager, you will find that tree navigation is not available in the report tree.
- The Update Event Trigger for a chargeback rule on a **link.field** does not work (**Field** (EvtField) field).

Workaround example: Suppose you wish to create a chargeback rule triggered on an update of **amPortfolio:Computer.BIOSAssetTag**.

Create a workflow that uses a dedicated field, for instance **CUSTOM** in the **Portfolio items** (amPortfolio) table. This workflow is triggered on the update of the **BIOSAssetTag** field in the **Computers** (amComputer) table, and updates the **CUSTOM** field in the **Portfolio items** (amPortfolio) table. The chargeback rule will then be based on the **CUSTOM** field rather than on the **BIOSAssetTag** field.

Web client

- The **CALENDAR** control cannot work properly if you access the Web client via Internet Explorer 7.0. It can be solved either by:
 - Using Internet Explorer 8.0 to access the Web client;
 - Or adding about:blank to your trusted sites.
- The **amActionExec()** API cannot be used to open a URL in the Web client.
- Auto-completion functionality is not available in the **LinkEdit** control on the wizard page of Asset Manager Web client.
- The **amActionPrintPreview()** API is not supported in the Web client, nor can it be used to view the reports stored in the Crystal Reports Server (before Asset Manager 9.30) or SAP BusinessObjects Enterprise (in Asset Manager

9.30) database. Thereby, you cannot view the Crystal Reports via the **View reports and charts** option of the **Manage software...** wizard in the Web client.

- If you are running Asset Manager Web with Tomcat on Java 1.6 JVM, you need to proceed with the following steps before starting the application server.
 - 1 Run Configure Tomcat.
 - 2 Click the **Java** tab in the **Apache Tomcat Properties** window.
 - 3 Add the following line in Java Options:

```
-Dsun.lang.ClassLoader.allowArraySyntax=true
```

Otherwise, you get a `java.lang.ClassNotFoundException` error.

- On the Windows Server 2008 platform, Internet Explorer 8.0 identifies Asset Manager javascript call as URL `about:blank`. Therefore, you have to add `about:blank` to your trusted sites to make sure the javascript involved functionalities (for example, Query Edit) working properly in the Web client.
- The **CaptionedLabel** control (which is a read-only text-data display control with a label) is not supported on the Web client. Fields using this control cannot display their values.

For example: the **Start** (dStart) and **End** (dEnd) fields on the **Maint.** tab of the **Portfolio item** screen.

- Some features that are available in the Windows client are not available in the Web client.

To learn about the main differences between the Windows and Web clients:
▶ **Asset Manager Web Implementation** guide, chapter **Differences between the Windows client and the Web client**.

- The **Cable and Circuit** module is not available via the Web client. If you wish to use this module you should do so through the Windows client.
- You cannot use the **amExecuteActionByName** function to launch wizards through the Web client. (Wizards are controlled client-side on the Web client, whereas scripts run server-side.)
- Although most Internet browsers allow you to open a link in a new window, you must not use this feature in conjunction with Asset Manager Web. Instead, simply click the link and the page will open in the correct spot on the Web client's workspace.
- We recommend using two different instances of Tomcat to deploy Asset Manager Web Tier and Asset Manager Web Service. Both instances can be hosted on the same server.
- Items that are printed from the Web client may not appear as neatly on the printed page as they do on the screen.
- Maintaining a history of changes made to a field populated by a system itemized list: The **Previous value** (PreviousVal) and **New value** (NewVal)

fields in the **History** (amHistory) table store the value displayed in the system itemized value input field and not the value stored in the database starting with Asset Manager version 5.00.

For example: In the **Work orders** (amWorkOrder) table, the **Status** (seStatus) field is populated via a system itemized list. One of the entries of this itemized list is displayed as **Notified** and is stored as **0**.

The **Previous value** and **New value** fields store **Notified** and not **0**.

In previous versions, the value stored in the database was used.

If you convert a database prior to version 5.00 to version 9.32, the **Previous value** and **New value** fields will contain both stored and displayed values of system itemized lists.

Queries, wizards, etc., that reference the **Previous value** and **New value** fields must be modified accordingly.

Example of a query that retrieves portfolio items that are or were awaiting receipt. This assumes that the history will be kept for the **Assignment** (seAssignment) field in the **Portfolio items** (amPortfolio) table.

Query before conversion:

```
seAssignment=3 or exists (SELECT 'x' FROM amHistory WHERE ((amPortfolio:lPortfolioItemId = lHistObjId) AND (PreviousVal = '3.0000')) AND (Field = 'seAssignment'))
```

Query modified to work after converting the database:

```
((seAssignment = 3) OR ( exists ((SELECT 'x' FROM amHistory WHERE ((amPortfolio:lPortfolioItemId = lHistObjId) AND ((PreviousVal = '3.0000') OR (PreviousVal = 'Awaiting Receipt')) AND (Field = 'seAssignment')))))
```

- **Problem:** if you use the **amDbGetListEx** function in wizards and you execute these wizards in a Web or Windows client, then **ALL** records from the table will be retrieved and displayed. This can be very time-consuming. This is a critical issue for Asset Manager Web which impacts its performance and all of its users.

Workaround: Asset Manager is installed with a new function:
AmDbGetLimitedList.

We recommend that you always replace **amDbGetListEx** with **AmDbGetLimitedList** in all the wizards.

The **AmDbGetLimitedList** function returns the execution results of an AQL query as a list. Unlike the **AmDbGetListEx** function, this function is used to define the maximum number of elements selected by the AQL query and indicates what should be done if data is truncated.

- ▶ To learn more about the **AmDbGetLimitedList** function, please read the **Programmer's reference**.

- Returning a received item in the procurement cycle: You must use the Windows client to do this as it cannot be done in the Web client.
- If a currency is added or modified in the **Currencies** (amCurrency) table, or if its symbol is modified via the Windows client, you must stop and restart all instances of Asset Manager Web Service and Asset Manager Web Tier in order for this operation to be taken into account by the Web clients when they display a currency. This needs to be done because currencies are stored in a cache for each Asset Manager Web Tier instance that needs to be refreshed.

If a currency is added or modified in the **Currencies** (amCurrency) table, or if its symbol is modified via the Windows client, and several instances of Asset Manager Web Tier or Asset Manager Web Service have been deployed, you must stop and restart all instances of Asset Manager Web Service and Asset Manager Web Tier except the instances to which the user who is making the modification is connected.

- If:
 - A value is added to, modified in or deleted from the **Itemized list values** (amItemListVal) or **Itemized lists** (amItemizedList) tables via the Windows or Web client,
 - or if a column is added to the **ColName** property of a wizard's **DBLISTBOX** control via the Windows or Web client, and the column is not part of the default columns used for the source table's screens (Asset Manager Application Designer/ Detail of the source table/ Detail of the screens/ **List/Detail** tab/ **Columns of the list** and **Other columns** fields),

...you must re-initialize the connection pool using Asset Manager Web Service in order for this operation to be taken into account by the Web clients when itemized lists are displayed:

1 Start Asset Manager Web Service:

```
http://<Name or IP address of the Asset Manager Web Service server>:
<Asset Manager Web Service port>/AssetManagerWebService
```

2 Click this link: [Reset the connection pool.](#)

You must have administration rights to perform this operation.

This needs to be done because itemized lists and their values are stored in a cache that needs to be refreshed.

- From the Web client, from the detail of an asset, you cannot display the detail of the **Order** (POrdLine) and **Receipt** (ReceiptLine) links.
- Euro currency symbol on UNIX: The Euro currency symbol cannot be displayed by the Web clients if Asset Manager Web Tier or Asset Manager Web Service is installed on UNIX.

Workaround: In the detail of the Euro currency, replace the symbol with a character string such as **Eur**.

- User encounters error when logging in after forced password change. Context: after an administrator forces a reset to a user's password by checking the **Force change** (bResetPwd) field on the user's profile, the user should be forced to change and confirm their password at the next attempt to log in to the Web client. However, in this context the user will currently encounter an error.

Workaround: The Administrator needs to uncheck the **Force change** (bResetPwd) field on the user's profile.

- The **SORT** property is not implemented in the **DBLISTBOX** control for the Web client. (However it works in the Windows client.)
- The **Link/unlink an installation to/from a portfolio item...** (sysCompactInstall) wizard (**Asset lifecycle/ Software asset Management/ User actions/ Link/unlink an installation to/from a portfolio item...** link on the navigation bar) should be executed under the Windows client only because the performance would be too low on a large amount of records (more than 100 records) if executed under Web client.

Web services

- Error tagging Web Services after Asset Manager migration.
Context: After converting an old version of the database to version 9.32, you tag the database using Asset Manager Application Designer (**Action/ Tag Web service** menu) or you check the Web services (**Administration/ User actions/ Check definitions of the Web services...** link on the navigation bar of the Windows or Web client).
Error: The conversion log displays a message similar to the following: **Event 'X' linked to button 'Y' does not exist..**
Cause: The service contains a screen that has a button which is associated with an action that does not exist in the database.
Resulting Consequences: The Web service containing the detail cannot be tagged.
Solution: Delete the button from the detail or import the missing action if possible, then, try to tag the Web services again.
- C# programs connecting to the Web services are blocked by a **StackOverflowException** Web client error.
- Web Services freeze when

/AdbLog/Logapicalls=1

is set in `aamapi93.ini` , even when **adblog** is not activated.

- The size of Web Services XSD schemas automatically increases in relation to the functional domain dependencies referenced by contextual actions.
- All screens created for a given functional domain must be parameterized with the domain as exposed in the Web client as well as the Windows client (**Web Service** (SeWebService) field must be set to **Stand-alone** or **From within parent domain**). Otherwise errors will be generated.

6 Related documentation

Asset Manager reference documents

This section describes the guides that are provided with Asset Manager.

 **Note:**

Beta release documentation: the manuals provided with Asset Manager 9.32 are all in the process of being updated. Some of the content is likely to be obsolete, unclear or not proofread.

Guides in PDF format (Adobe Acrobat)

► See section [List and description of guides](#) [page 248] for the list of guides.

To display a guide in PDF format:

1 Make sure you have installed Adobe Reader.

Otherwise, download Adobe Reader from the following address:

<http://www.adobe.com/products/acrobat/readstep2.html>

2 Start a Windows Explorer.

3 Display the contents of one of the following folders:

- doc\pdf subfolder of the Asset Manager installation folder (Generally this is C:\Program Files\HP\Asset Manager 9.32 xx\doc\pdf)

- ac\program files\HP\Asset Manager 9.32 <installation language code>\doc\pdf folder on the Asset Manager installation CD-ROM
- 4 Open the corresponding PDF file (.pdf extension) with Adobe Reader.

Guides in CHM format (compiled HTML)

- ▶ See section [List and description of guides](#) [page 248] for the list of guides.

To display a guide in CHM format:

- 1 Start a Windows Explorer.
- 2 Display the contents of the doc\chm subfolder of the Asset Manager installation folder (Generally this is C:\Program Files\HP\Asset Manager 9.32 xx\doc\chm)
- 3 Open the corresponding CHM file (.chm extension).

Main online help in CHM format (compiled HTML)

Windows client

Each of the guides in CHM format are grouped in the main online help.

To display the online Help:

- 1 Start the Asset Manager Windows client.
- 2 Do one of the following:
 - Press **F1**.
 - Access the **Help/ Index** menu

Web client

This functionality is not available.

Contextual help for Basic scripts

Windows client

To display help on a Basic script function:

- 1 Start the Asset Manager Windows client.
- 2 Display the script edit window (field or link configuration script, "Script" type action, wizard script).
- 3 Select the name of the function.
- 4 Press **F1** on the keyboard.

Web client

This functionality is not available.

Contextual help on fields and links in the database.

Windows client

To display help for a field or a link in the database:

- 1 Start the Asset Manager Windows client.
- 2 Display the detail that contains the field or link.
- 3 Select the field or link.
- 4 Do one of the following:
 - Press **Shift** and **F1**
 - **Help on this field** menu
 - **Help/ Help on this field** menu

Web client

This functionality is not available.

White papers

The white papers supplied with Asset Manager provide additional technical or business-related information that is not covered in the guides.

The white papers are available in one of the following folders:

- doc\white_papers subfolder of the Asset Manager installation folder (Generally this is C:\Program Files\HP\Asset Manager 9.32 xx\doc\white_papers)
- ac\program files\HP\Asset Manager 9.32 <installation language code>\doc\white_papers folder on the Asset Manager installation CD-ROM

Please read the **About packaged white papers** PDF located in these folders for a summary of the white papers that are provided.

Information about the database structure

Description files are available in the doc\infos subfolder of the Asset Manager installation folder (C:\Program Files\HP\Asset Manager 9.32 xx\doc\infos, generally):

- database.rtf: List of tables, fields, links and indexes of the standard Asset Manager database in RTF format.

Use Microsoft Word to display this document.

- `database.txt`: List of tables, fields, links and indexes of the standard Asset Manager database in TXT format.

Use a spreadsheet application to display this document.

- `tables.txt`: List of tables of the standard Asset Manager database in TXT format.

Use a spreadsheet application to display this document.

- `diffxyz.xml`, where **xyz** corresponds to the Asset Manager version number: Lists the differences of the standard Asset Manager database structure between the versions xyz and 9.32 in XML format.

Use an XML editor display this document.

- `diffxyz.html`, where **xyz** corresponds to the Asset Manager version number: Lists the differences of the standard Asset Manager database structure between versions xyz and 9.32 in HTML format.

Use an HTML editor or Internet browser to display this document.

Online documentation

Additional documentation for Asset Manager 9.32 can be downloaded from the HP support site at the following address:

www.hp.com/go/hpsoftwaresupport

You will need a user name and password to access the site.

List and description of guides

To locate the guides: ► [Guides in PDF format \(Adobe Acrobat\)](#) [page 245].



Note:

The names of the PDF files given below have this format: ***<Guide identifier>***.

The first asterisk (*) corresponds to the software and software version identifier when guide was produced.

The second asterisk (*) corresponds to the language identifier of the guide.

For example: **AC932-Installation-EN**.

AC932-Installation-EN corresponds to Asset Manager version **932**.

EN corresponds to English.

Legal

Open Source and Third-Party Software License Agreements

Name of the PDF file	Name of the CHM file
ThirdParty.pdf	n/a

This guide lists the legal copyright texts associated with the open source and third-party components used by Asset Manager.

Installation

Installation and upgrade

Name of the PDF file	Name of the CHM file
Installation.pdf	installation.chm

This guide explains:

- Which programs are part of Asset Manager.
- In which environments Asset Manager functions.
- How to upgrade a previous version of Asset Manager.
- How to install Asset Manager and Asset Manager Web for the first time.
- How to configure Asset Manager.
- How to tune Asset Manager.

This guide is intended for engineers who need to:

- Install Asset Manager and Asset Manager Web for the first time.
- Upgrade a previous version of Asset Manager.

Migration

Name of the PDF file	Name of the CHM file
Migration.pdf	migration.chm

This guide explains how to:

- Convert your old-format database to the 9.32 format.
- Upgrade Asset Manager programs to version 9.32.

Migration is performed by engineers in charge of:

- Administering the Asset Manager database
- Installing Asset Manager
- Deploying Asset Manager

Introduction

Concepts and implementation

Name of the PDF file	Name of the CHM file
ConceptsAndImplementation.pdf	concepts.chm

This guide provides an overview of portfolio management and explains how Asset Manager can help you implement it in your organization.

This guide is for anyone who would like an overview of Asset Manager:

- IT manager
- Organizational manager
- Project directors and managers (setup, training, project planning/tracking, Quality Assurance, etc.).
- Integration project managers
- Administrators
- General users

Note:

Users who will only work with specific modules can refer directly to that module's documentation.

Product Review Guide

Name of the PDF file	Name of the CHM file
ProductReviewGuide.pdf	reviewguide.chm

The purpose of this guide is to give someone with no prior knowledge of Asset Manager an overview of some of the common tasks that can be performed with specific focus on the **Asset Tracking** and **Expense Control** processes.

After reading this guide, the reviewer will have a clear understanding of the key advantages to be gained by using Asset Manager.

This guide will be of interest to anyone evaluating the potential of Asset Manager, such as:

- Journalists
- Industry experts
- Consultants

Asset Tracking solution

Name of the PDF file	Name of the CHM file
AssetTrackingSolution.pdf	actracking.chm

This guide aims to provide answers to the following questions:

- What is the Asset Tracking solution?
- What benefits can be expected from the Asset Tracking solution?
- Who should implement the Asset Tracking solution?

This guide will be of interest to anyone evaluating the potential of Asset Manager, such as:

- Journalists
- Industry experts
- Consultants

Expense Control solution

Name of the PDF file	Name of the CHM file
ExpenseControlSolution.pdf	expensecontrol.chm

This guide aims to provide answers to the following questions:

- What is the Expense Control solution?
- What benefits can be expected from the Expense Control solution?
- Who should implement the Expense Control solution?

This guide will be of interest to anyone evaluating the potential of Asset Manager, such as:

- Journalists
- Industry experts
- Consultants

Basic functions

User Interface

Name of the PDF file	Name of the CHM file
UserInterface.pdf	userinterface.chm

This guide explains how to use Asset Manager:

- Search for records
- Edit records
- Print data

- Connect to a database
- Use wizards
- Send and read messages
- Display history of changes
- Schedule alarms

This guide is intended for all Asset Manager users.

Asset Manager Web Implementation

Name of the PDF file	Name of the CHM file
WebImplementation.pdf	web.chm

This guide brings together information specific to implementations of Asset Manager Web:

- Installation and upgrade
- Single Sign-On implementation
- Customization
- Configuration and constraints
- Differences between the Windows and Web clients
- Troubleshooting and hints

Accessibility Options

Name of the PDF file	Name of the CHM file
AccessibilityOptions.pdf	accessibility.chm

This guide is for users who encounter difficulties viewing the standard Asset Manager Windows user interface.

This guide explains how to:

- Change the visual aspect of the Windows client
- Use screen reader software
- Navigate without a mouse

Common tables

Name of the PDF file	Name of the CHM file
CommonTables.pdf	commontables.chm

This guide describes the tables used in all Asset Manager modules:

- Departments and employees
- Locations

- Companies
- Floor plans
- Features
- Documents
- News

This guide is intended for all Asset Manager users.

Portfolio

Name of the PDF file	Name of the CHM file
Portfolio.pdf	portfolio.chm

This guide describes how to use the **Portfolio** module:

- Overview
- Organizing a portfolio
- Using the **Portfolio** module
- IT portfolio
- Helpdesk
- Telephones
- Software
- Work orders and projects
- Adjusting items
- Glossary

This guide is intended for anyone using or implementing the **Portfolio** module.

Contracts

Name of the PDF file	Name of the CHM file
Contracts.pdf	contracts.chm

This guide explains how to manage different types of contracts:

- Insurance
- Lease schedules
- Maintenance
- License
- Application services
- Blanket purchase orders

This guide is intended for anyone using or implementing the **Contracts** module.

Software assets

Name of the PDF file	Name of the CHM file
SoftwareAssets.pdf	sam.chm

This guide explains how to manage, control and protect software assets at each phase of their life cycle.

This guide is intended for users who need to:

- Populate the software contracts database
- Populate the software licenses database (acquisition of rights to use software applications)
- Populate the installations database (consumption of rights to use software applications)
- Monitor that installations comply with licenses
- Manage the software portfolio (installations, updates)

Financials

Name of the PDF file	Name of the CHM file
Financials.pdf	financials.chm

This guide describes how to use the **Financials** module:

- Currencies
- Expenses
- Fixed assets
- Taxes
- TCO (Total Cost of Ownership)
- Chargebacks

This guide is intended for anyone using or implementing the **Financials** module.

Cable and Circuit

Name of the PDF file	Name of the CHM file
CableAndCircuit.pdf	cable.chm

This guide describes how to use the **Cable** module:

- Overview
- Practical case
- Implementation
- Creating termination fields, cable devices, cables and connections
- Viewing the traces

- Glossary
- Reference information

This guide is intended for anyone using or implementing the **Cable** module.

Procurement

Name of the PDF file	Name of the CHM file
Procurement.pdf	procurement.chm

This guide explains how to manage the procurement of goods and services using Asset Manager:

- Portfolio items
- Work orders
- Contracts
- Contract utilizations
- Training
- Cables

This guide is intended for anyone using or implementing the **Procurement** module.

Note:

The information relating to HP Employee Self Service Catalog provided in the Asset Manager **Procurement** guide, chapter **Request self-service** is complemented by white papers: **Service Catalog Integration - Administration** and **Setup** guides.

► [Service Catalog Integration - Administration and Setup Guides \[page 260\]](#)

Advanced functions

Advanced use

Name of the PDF file	Name of the CHM file
AdvancedUse.pdf	advanceduse.chm

This guide explains how to use Asset Manager's advanced functions:

- Itemized lists
- Historization
- AQL queries
- SAP Crystal Reports
- Dashboards

- Actions
- Messaging
- Workflow
- Data export
- Scripts
- Calendars
- Time zones
- Calculated fields
- Wizards
- News

This guide is intended for advanced users.

The **Administration** guide complements this guide.

Administration

Name of the PDF file	Name of the CHM file
Administration.pdf	administration.chm

This guide explains how to:

- Use Asset Manager Application Designer
- Create, modify or delete a database
- Access databases
- Archive data
- Denormalize data
- Import data
- Control access to the database
- Use Asset Manager Automated Process Manager
- Use messaging
- Use Asset Manager as a DDE server

This guide is intended for Asset Manager administrators and advanced users.

Tailoring

Name of the PDF file	Name of the CHM file
Tailoring.pdf	tailoring.chm

This guide explains how to customize Asset Manager:

- Customize the interface of the client workstation
- Customize the database

This guide is intended for all Asset Manager users and administrators.

Reconciliation

Name of the PDF file	Name of the CHM file
Reconciliation.pdf	reconciliation.chm

This guide explains how to update records in the Asset Manager database using data obtained from external tools.

This process is based on the following question: "Does the incoming data already exist in the target application?"

- If the answer is "no", the input data is inserted.
- If the answer is "yes", the existing data is updated according to the information contained in the input data.

This guide is for:

- Asset Manager administrators who want to automate database updates.
- Users designated to process reconciliation proposals in Asset Manager.

Programmer's Reference

Name of the PDF file	Name of the CHM file
ProgrammersReference.pdf	progref.chm

This chapter explains how to use Asset Manager's programming libraries.

The reference includes:

- A detailed description of each function
- An index of functions by domain (for example, **Procurement**)
- How to use the functions

This guide is intended for persons programming in the Windows environment who plan to:

- Use the Asset Manager APIs
- Create configuration scripts for fields or links
- Create **Script** action types
- Create wizards

Tuning

Name of the PDF file	Name of the CHM file
Tuning.pdf	tuning.chm

This guide describes Asset Manager tuning strategies.

In particular, it deals with certain techniques to reduce bottlenecks caused by:

- The network

- The database server
- The Asset Manager client
- The database engine

This guide is intended for Asset Manager administrators.

Automatic software mechanisms

Name of the PDF file	Name of the CHM file
AutomaticSoftwareMechanisms.pdf	autosoftmechan.chm

This guide describes the automatic software mechanisms used to process data in Asset Manager.

The guide is intended for:

- Database administrators
- Persons in charge of implementing and/or customizing the Asset Manager database

Multi-tenancy

Name of the PDF file	Name of the CHM file
MultiTenancy.pdf	mt.chm

This guide explains how to implement, configure and administer a multi-tenancy environment using Asset Manager.

- Overview of the Asset Manager multi-tenancy architecture
- How to set up a multi-tenancy environment
- How to enable multi-tenancy in the database
- How to work with tenants
- How to manage user access
- How to populate data into tenants

Physical data models

Name of the PDF file	Name of the CHM file
PhysicalDataModels.pdf	Not available

This guide presents diagrams of the physical data models.

Each of these diagrams contains one or more tables used by the Asset Manager modules.

Understanding the database structure can help you:

- Create queries

- Customize the database
- Define user profiles
- Access the database without using the Asset Manager user interface
- Import or export data

This guide is intended for anyone who needs to learn about the structure of the database.

Database structure

Name of the PDF file	Name of the CHM file
Not available	dbstructure.chm

This guide describes the entire structure of the standard Asset Manager database (available in .chm format only):

- Tables
- Fields
- Links
- Indexes
- Automatic background processes

Integrations

The following documents detail integrations between Asset Manager, other HP Software products, and third party software.

Integration with software distribution and configuration management tools

Name of the PDF file	Name of the CHM file
IntegrationWithSoftwareDistribution-Tools.pdf	softdist.chm

This guide explains how to integrate Asset Manager with software distribution tools.

In this type of integration:

- 1 Asset Manager is used to **create** scheduled tasks.

Note:

A scheduled task is used to distribute a software package to or execute a script on a set of target computers.

- 2 The distribution tool is used to **execute** the scheduled tasks defined in Asset Manager.

This guide should be read by IT team members in charge of software distribution.

Service Catalog Integration - Administration and Setup Guides

Name of the PDF file	Name of the CHM file
Service Catalog Integration - Administration Guide.pdf	Not available
Service Catalog Integration - Setup Guide.pdf	

These guides document the software Integration between Asset Manager and HP Employee Self Service Catalog. (Available in .pdf format only)

The guides are intended for:

- Database administrators
- Persons in charge of implementing and/or customizing the Asset Manager database

Note:

The information in these guides supplements the information relating to HP Employee Self Service Catalog provided in the Asset Manager **Procurement** guide, chapter **Request self-service**.

▶ [Procurement](#) [page 255]

Integration with HP Project and Portfolio Management

There is no separate guide covering this integration. For details, see the **Portfolio** guide, **Projects** chapter, **Synchronizing project data from HP Project and Portfolio Management** section.

Integration with HP Data Center Infrastructure Management

Name of the PDF file	Name of the CHM file
IntegrationWithDCIM.pdf	dcim.chm

This guide documents the software Integration between Asset Manager and HP Data Center Infrastructure Management (Aperture VISTA). It details the following:

- The benefits of integrating Asset Manager and HP Data Center Infrastructure Management.
- The technical solution underlying this integration, and the practical steps needed to implement it.
- The enhanced user facilities that the integration provides in both systems, and Best Practice procedures for using them.

7 Support

HP Software support Web site

You can visit the HP Software Support web site at:

www.hp.com/go/hpsoftwaresupport.

This Web site provides a list of contacts and information about products, services and support provided by HP Software.

HP Software online software support provides facilities to help users resolve their problems. It also provides a quick and efficient means to access interactive technical support tools to manage specific issues. As a technical support customer, you can use the support site to:

- Search for knowledge documents of interest
- Submit and track support cases and enhancement requests
- Download software patches
- Manage support contracts
- Look up HP Software support contacts
- Review information about available services
- Enter into discussions with other software customers
- Research and register for software training

Most of the support areas require that you register as an **HP Passport** user and sign in. Many also require a valid support contract. To find more information about support access levels, go to:

http://h20230.www2.hp.com/new_access_levels.jsp

To register for an **HP Passport ID**, go to:
<http://h20229.www2.hp.com/passport-registration.html>

Limited responsibility clause

Asset Manager is integrated with several third-party applications.

Examples: Database engines, Web servers, single sign-on software, load-balancing and clustering hardware and software solutions, reporting software such as SAP Crystal Reports, etc.

Support for these applications is limited to their interface with Asset Manager.

Support does not cover installation problems, setup and customization problems nor malfunctioning of the third-party application.

8 Open Source and Third-Party Software License Agreements

Asset Manager uses portions of third-party software products, some of which are subject to specific software licenses.

Details of these licenses for third-party components can be found in the **Open Source and Third-Party Software License Agreements** guide.

