

# HP SOA Systinet

Software Version: 2.52, Visibility Edition

---

## Reference Guide

Document Release Date: November 2007  
Software Release Date: November 2007



## Legal Notices

### *Warranty*

The only warranties for HP products and services are set forth in the express warranty statements accompanying such products and services. Nothing herein should be construed as constituting an additional warranty. HP shall not be liable for technical or editorial errors or omissions contained herein.

The information contained herein is subject to change without notice.

### *Restricted Rights Legend*

Confidential computer software. Valid license from HP required for possession, use or copying. Consistent with FAR 12.211 and 12.212, Commercial Computer Software, Computer Software Documentation, and Technical Data for Commercial Items are licensed to the U.S. Government under vendor's standard commercial license.

### *Third-Party Web Sites*

Mercury provides links to external third-party Web sites to help you find supplemental information. Site content and availability may change without notice. Mercury makes no representations or warranties whatsoever as to site content or availability.

### *Copyright Notices*

Copyright © 2006-2007, Hewlett-Packard Development Company, L.P.

### *Trademark Notices*

Java™ is a US trademark of Sun Microsystems, Inc. Microsoft®, Windows® and Windows XP® are U.S. registered trademarks of Microsoft Corporation. IBM®, AIX® and WebSphere® are trademarks or registered trademarks of International Business Machines Corporation in the United States and/or other countries. BEA® and WebLogic® are registered trademarks of BEA Systems, Inc.

---

# Contents

Welcome to This Guide. . . . .	5
How This Guide is Organized. . . . .	5
Document Conventions. . . . .	6
Documentation Updates. . . . .	7
Support. . . . .	8
I SOA Systinet Repository. . . . .	11
1 Repository Element Formats. . . . .	13
Resource Layout. . . . .	14
resource. . . . .	16
metadata. . . . .	19
revision. . . . .	20
relationships. . . . .	21
relationship. . . . .	21
relationshipPathType. . . . .	22
extensions. . . . .	23
acl. . . . .	23
ace. . . . .	24
principal. . . . .	24
descriptor. . . . .	25
data. . . . .	25
xmlData. . . . .	26
binaryData. . . . .	26
exception. . . . .	27
2 Collections. . . . .	29
3 Default ACL Configuration. . . . .	31

4 Resource Serialization Schema.....	35
II SOA Definition Model.....	43
5 SDM Reference.....	45
Artifacts Taxonomy.....	45
Artifact Types.....	48
Property Groups.....	93
Property Types.....	99
6 Taxonomy Schema.....	101
taxonomy.....	102
tModel.....	103
compatibilityBag (and compatibility).....	104
categorizationBag (and categorization).....	104
validation.....	104
categories.....	105
category.....	106
Index.....	107

---

# Welcome to This Guide

Welcome to HP SOA Systinet, the foundation of Service Oriented Architecture, providing an enterprise with a single place to organize, understand, and manage information in its SOA. The standards-based architecture of SOA Systinet maximizes interoperability with other SOA products.

## How This Guide is Organized

SOA Systinet Overview and Introduction describes the basic concept of Services Oriented Architecture, how SOA Systinet manages an SOA, the architecture of the SOA Systinet family of products and an introduction to them.

It contains the following parts:

**Part I, “SOA Systinet Repository”.** A guide to the structure and format of the repository.

**Part II, “SOA Definition Model”.** A guide to the default SOA Definition Model used in SOA Systinet.

## Document Conventions

The typographic conventions used in this document are:

<b>run.bat make</b>	Script name or other executable command plus mandatory arguments.
[--help]	A command-line option.
either   or	A choice of arguments.
<i>replace_value</i>	A command-line argument that should be replaced with an actual value.
{arg1   arg2}	A choice between two command-line arguments where one or the other is mandatory.
<code>rmdir /S /Q System32</code>	Operating system commands and other user input that you can type on the command line and press <b>Enter</b> to invoke. Items in <i>italics</i> should be replaced by actual values.
C:\System.ini	Filenames, directory names, paths and package names.
<code>a.append(b);</code>	Program source code.
<code>server.Version</code>	An inline Java or C++ class name.
<code>getVersion()</code>	An inline Java method name.
<b>Shift-N</b>	A combination of keystrokes.
<b>Service View</b>	A label, word or phrase in a GUI window, often clickable.
<b>OK</b>	A button in a GUI window.
<b>New-&gt;Service</b>	Menu choice.

## Documentation Updates

This manual's title page contains the following identifying information:

- Software version number
- Document release date, which changes each time the document is updated
- Software release date, which indicates the release date of this version of the software

To check for recent updates, or to verify that you are using the most recent edition of a document, go to:

[http://ovweb.external.hp.com/lpe/doc\\_serv/](http://ovweb.external.hp.com/lpe/doc_serv/)

# Support

## Mercury Product Support

You can obtain support information for products formerly produced by Mercury as follows:

- If you work with an HP Software Services Integrator (SVI) partner ([http://h20230.www2.hp.com/svi\\_partner\\_list.jsp](http://h20230.www2.hp.com/svi_partner_list.jsp)), contact your SVI agent.
- If you have an active HP Software support contract, visit the HP Software Support Web site and use the Self-Solve Knowledge Search to find answers to technical questions.
- For the latest information about support processes and tools available for products formerly produced by Mercury, we encourage you to visit the Mercury Customer Support Web site at: <http://hp.com/go/hpsupport>.
- For the latest information about support processes and tools available for products formerly produced by Systinet, we encourage you to visit the Systinet Online Support Web site at: <http://www.systinet.com/support/index>.
- If you have additional questions, contact your HP Sales Representative.

## HP Software Support

You can visit the HP Software Support Web site at:

<http://www.hp.com/go/hpsupport>

HP Software online support provides an efficient way to access interactive technical support tools. As a valued support customer, you can benefit by using the support site to:

- Search for knowledge documents of interest
- Submit and track support cases and enhancement requests
- Download software patches
- Manage support contracts



- Look up HP support contacts
- Review information about available services
- Enter into discussions with other software customers
- Research and register for software training

Most of the support areas require that you register as an HP Passport user and sign in. Many also require a support contract. To find more information about access levels, go to: [http://h20230.www2.hp.com/new\\_access\\_levels.jsp](http://h20230.www2.hp.com/new_access_levels.jsp)

To register for an HP Passport ID, go to: <http://h20229.www2.hp.com/passport-registration.html>



# Part I. SOA Systinet Repository

This part is a reference to the format and structure of the repository.

This part contains the following chapters:

- [Repository Element Formats on page 13](#). The XML representation of elements in the repository.
- [Collections on page 29](#). The default resource collections contained in SOA Systinet.
- [Resource Serialization Schema on page 35](#). The XML representation of resources and their metadata.



---

# 1 Repository Element Formats

The repository is composed of resources. A resource is document or collection. Collections are containers of documents. Collection can also contain collection.

Resource is described by data and metadata. For each resource there is an association with various types of data and metadata.

Each resource in the repository can be represented using a canonical XML format. A REST-based application program interface uses this format. Read more about this API in the Developer Guide.

The subsections that follow describe resources in XML elements of this format starting with the root element resource. The target namespace of the schema for a canonical XML format is

<http://systinet.com/2005/05/soa/resource>. The complete schema is given in [Resource Serialization Schema on page 35](#).

*Metadata from nature of SOA Systinet can be divided into two groups: general metadata and SOA artifacts. General metadata describe documents in general repository terms such as revision, owner or creator. SOA artifacts describe documents in terms of Service Oriented Architecture — represented by SOA Definition Model (SDM) — such as lifecycle stage or relationship. Also *descriptor* or *SDM descriptor* are used in SOA Systinet; they're both synonyms for SOA artifacts.*

The types of metadata associated with a resource are summarized in the following table:

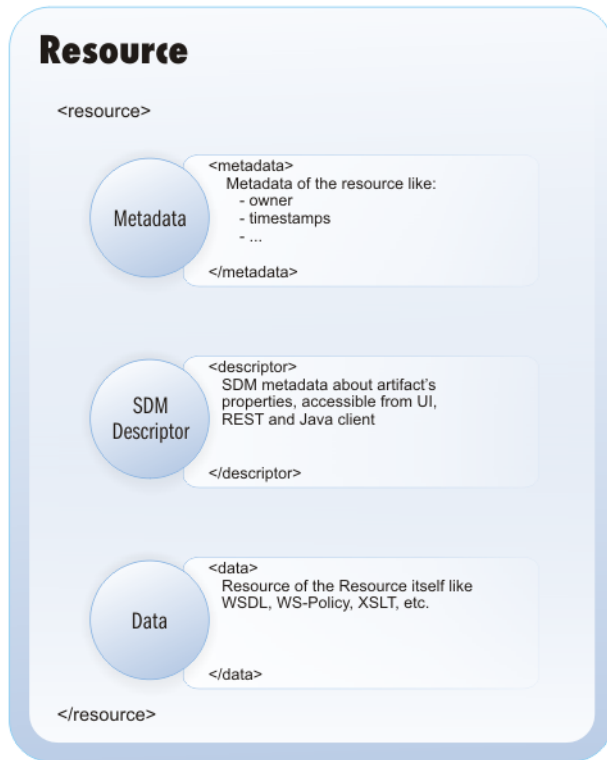
**Table 1. Data Associated with Resources**

<b>Element</b>	<b>Description</b>
<a href="#">data on page 25</a>	The document content, or if the resource is a collection, a representation listing the resources it contains.
<a href="#">descriptor on page 25</a>	Description of SOA artifacts.
<a href="#">metadata on page 19</a>	Other metadata including: <ul style="list-style-type: none"><li>• miscellaneous properties of the resource such as its title</li><li>• relationships with other documents</li><li>• revision history</li><li>• extensions. That is, elements of a different namespace used to implement features defined at a higher level.</li></ul>
<a href="#">acl on page 23</a>	Description of Access Control Lists.

## Resource Layout

SDM metadata is available as artifact descriptors via the REST interface. This metadata forms part of the resource representation.

**Figure 1. REST Resource Layout.**



An artifact descriptor representation of the resource can be obtained using `desc` within the REST interface – the URL has a format like this:

```
http://hostname:port/soa/systinet/platform/rest/repository/businessServiceArtifacts/  
FTPBusinessService?desc
```

An XML schema description for the artifact descriptors is available in the directory `PLATFORM_HOME/conf/sdm/xsd`.

- ▶ **Note:** The descriptor of the document must be valid for the collection, in which it is located. This means that it is not possible to create a document with descriptor in collection which is not described in SDM or create for example a person artifact in `wsdls` collection.

Once the server is started, you may find a low-level technical description of the SDM either in the file `PLATFORM_HOME/conf/sdm/sdmConfig.html` or in the repository:

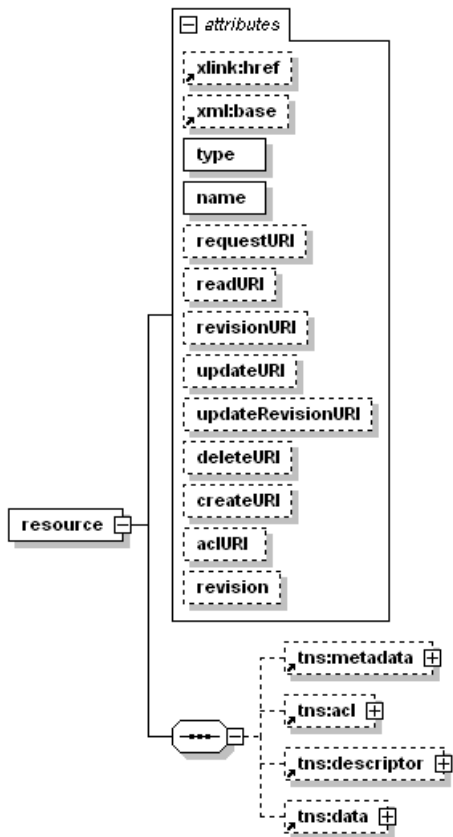
- <http://localhost:8080/soa/systinet/platform/rest/repository/sdm/sdmConfig.html>

- ▶ **Note:** Please change the hostname and the port in the URL according to your installation settings.

## resource

This is the root element of the XML representation of resources.





The high level structure was introduced in the Concept Guide and is reflected in [Table 3 on page 19](#).

Many of the attributes are required http responses, as described in REST Representations in the Developer Guide.

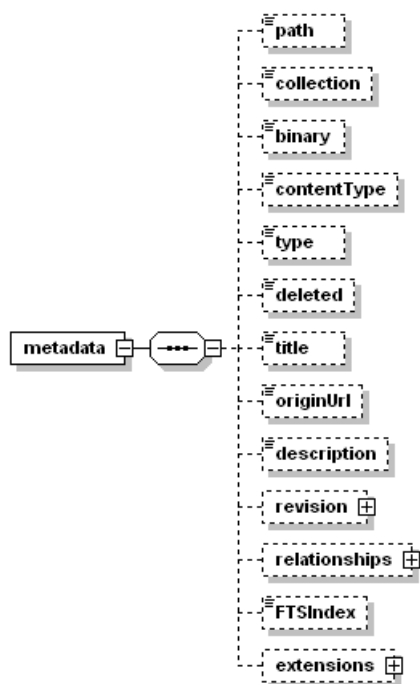
**Table 2. Attributes**

<b>Name</b>	<b>Description</b>
xlink:href	URL of this resource (without any URL query parameters)
xml:base	XML Base URL, used as base for relative URIs
type	collection, or document for documents
name	Name (without parent collection path, not the same as SDM artifact name)
revision	Revision of the resource
requestURI	The URL of the http request that resulted in this response
createURI	These URLs can be used to perform the corresponding operations on the resource. To run the correct HTTP operation (GET or POST) must be used
readURI	
updateURI	
deleteURI	
undeleteURI	
purgeURI	
deleteRevisionURI	URI for the delete operation, which fails when the last revision is not this revision (optimistic locking)
purgeRevisionURI	URI for the purge operation, which fails when the last revision is not this revision (optimistic locking)
revisionURI	URL to GET this revision of the resource
updateRevisionURI	URI for the update operation, which fails when the last revision is not this revision (optimistic locking)
aclURI	URL to GET the XML http resource serialization with ACL section
viewURI	URL which redirects the browser to the resource's web UI representation (if available)
viewRevisionURI	URL which redirects the browser to the resource's web UI representation (if available) of this revision

**Table 3. Content**

Element	Description
acl	See <a href="#">acl</a> on page 23
descriptor	See <a href="#">descriptor</a> on page 25
data	See <a href="#">data</a> on page 25
metadata	See <a href="#">metadata</a> on page 19

## metadata

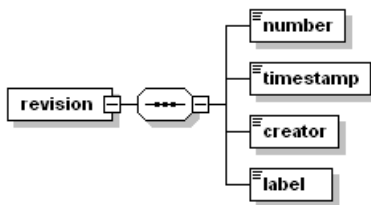


The element `metadata` can contain a number of simple elements representing properties of the resource.

**Table 4. Content**

Element	Description
path	URL of the resource relative to the database path
collection	URL of the containing collection
binary	Is the resource binary (else its content is XML)
contentType	text/xml for XML documents, something else for binary documents
type	collection OR document
deleted	0 OR 1
title	Metadata title of the resource (not the same as the SDM artifact name)
originUrl	URL of the original data source. Used for synchronization
description	Metadata description of the resource (not the same as the SDM artifact description)
owner	Username who owns the resource (the first creator)
revision	See <a href="#">revision on page 20</a>
relationships	See <a href="#">relationships on page 21</a>
FTSIndex	FullText search flag (for collection only). If set, then on the collection a fulltext searched can be run
cached	Flag indicating if the resource is cached
checksum	Server's resource checksum
extensions	See <a href="#">extensions on page 23</a>

## revision



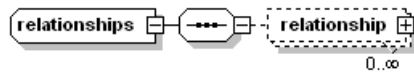
The element `revision` contains the following mandatory elements.

**Table 5. Content**

Element	Description
number	Integer version number
timestamp	When the revision was created
creator	The user who created the revision
label	Text description

For more information see the Revision History section in the HP Systinet User Guide.

## relationships

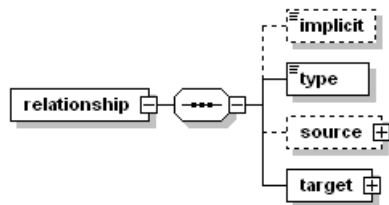


The element `relationships` contains zero or more `relationship` elements.

**Table 6. Content**

Element	Description
relationship	See <a href="#">relationship</a> on page 21

## relationship

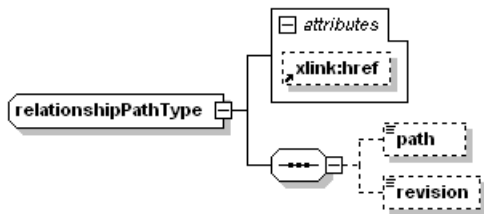


Each element `relationship` contains the following elements.

**Table 7. Content**

Element	Description
deleted	A flag indicating that the relationship points to a deleted or purged resource
type	Specification of the relationship type in the repository
source	Location of the source document in the repository. See <a href="#">relationshipPathType</a> on page 22
target	Location of the target document in the repository. See <a href="#">relationshipPathType</a> on page 22
extensions	See <a href="#">extensions</a> on page 23

## relationshipPathType



This is the element containing the `source` and `target` information for relationship elements.

**Table 8. Attributes**

Name	Description
<code>xlink:href</code>	The relative URI (resolved to <code>xml:base</code> ) of the source or target revision in the repository

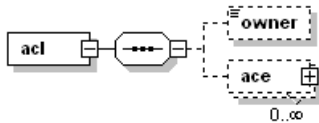
**Table 9. Content**

Element	Description
path	The relative path of the source or target in the repository.
revision	An integer revision number (See Resource Revision Identification in the Developer Guide)
datetime	ISO8601 datetime value of timeslice (See Resource Revision Identification in the Developer Guide)

## extensions

The optional element `extensions` can contain a sequence of elements from any namespace. It is used to meet requirements that the repository does not explicitly cater for.

## acl

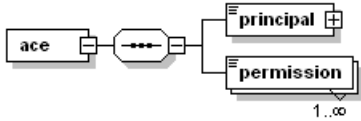


The element `acl` can have an `owner` element and one or more `ace` elements.

**Table 10. Content**

Element	Description
owner	The user who owns the resource
ace	See <a href="#">ace</a> on page 24

## ace

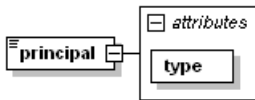


The element `ace` specifies one or more permissions that a user or group has for the resource.

**Table 11. Content**

Element	Description
<code>principal</code>	See <a href="#">principal</a> on page 24
<code>permission</code>	One of: <ul style="list-style-type: none"><li>• <code>read</code></li><li>• <code>write</code></li></ul>

## principal



The element `principal` contains the name of a user or group.

**Table 12. Attributes**

Name	Description
<code>type</code>	user OR group



## descriptor

If the resource is an SOA artifact, a `descriptor` element may contain metadata describing it. This metadata represents the properties of the artifact as specified in Artifacts in the Concept Guide. This schema allows any element content from another namespace because it is designed to be general purpose where possible. However, in SOA Systinet the content will comply to one of the schemas included in the distribution directory `etc/sdm/xsd`.

## data

The element `data` contains the content or other representation of the resource. The content is one of the optional elements in [Table 14 on page 25](#).

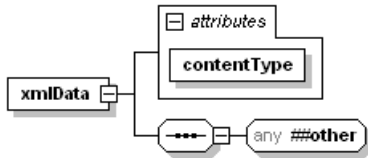
**Table 13. Attributes**

Name	Description
<code>representation</code>	One of: <ul style="list-style-type: none"><li><code>list</code> denotes a collection list</li><li><code>data</code> denotes binary data</li><li><code>xmldata</code> denotes XML data</li><li><code>history</code> denotes history</li><li><code>FTSResult</code> denotes a fulltext search result</li></ul>

**Table 14. Content**

Element	Description
<code>resource</code>	For collection list, history and fulltext search representations, it holds a number of resource elements. See <a href="#">resource on page 16</a>
<code>binaryData</code>	For binary documents. See <a href="#">binaryData on page 26</a>
<code>xmlData</code>	For XML documents. See <a href="#">xmlData on page 26</a>

## xmlData

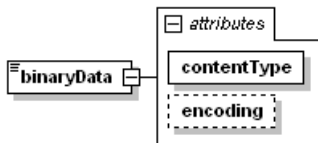


The element `xmlData` is used in `data` to represent the data of an XML document. The content can be any XML element.

**Table 15. Attributes**

Name	Description
<code>contentType</code>	The specific MIME type of this XML document

## binaryData

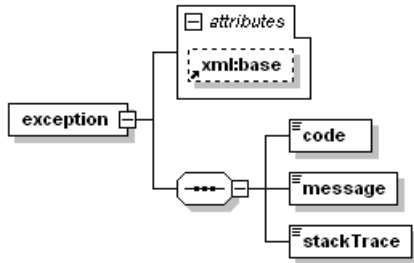


The element `binaryData` is the alternative to `xmlData` and allows for other data formats. If `encoding` is not set, then the element contains text data.

**Table 16. Attributes**

Name	Description
<code>contentType</code>	The MIME type
<code>encoding</code>	Currently the only allowed value is <code>base64</code>

## exception



The element `exception` is defined in the resource schema for use with the http interface described in REST Interface in the Developer Guide.

**Table 17. Attributes**

Name	Description
<code>xml:base</code>	XML Base URL, used as a base for relative URIs

**Table 18. Content**

Element	Description
<code>code</code>	exception code – string identifying the exception.  If this element was empty, that would mean that the exception was not anticipated internally
<code>message</code>	Exception message
<code>stackTrace</code>	JVM stack trace



---

## 2 Collections

A collection is a type of repository resource. There are two kinds of collections:

- Generic repository collections.
- Collections defined by the SDM.

The list of collections can be found in the `PLATFORM_HOME/conf/sdm/sdm.xml` file.



## 3 Default ACL Configuration

SOA Systinet permits you to configure the default ACL to apply to newly created repository resources, such as collections and documents (both XML and binary).

The default ACL for documents and the default ACL for collections are independent.

The default ACL is represented by a string. Default ACL are described by the following syntax:

**Table 19. ACL Syntax**

ACL name	:= ACL value
AclConfigString	:= AnonymousAclBundle [ ',' NamedAclBundle ] *
AnonymousAclBundle	:= Acl
NamedAclBundle	:= 'childof ':' fullCollectionPath ':' Acl
Acl	:= [ AclEntry [ ';' AclEntry ] * ]
AclEntry	:= 'inherit'
AclEntry	:= PrincipalType ':' principalName ':' Permissions
PrincipalType	:= 'user'   'group'
Permissions	:= 'R'   'W'   'RW'

The `principalName` and `fullCollectionPath` ACLs MUST NOT contain any unescaped colons, semicolons or commas ( : ; , ). These characters must be escaped by the backslash character (\).



**Note:** The ACL bundles are independent. For example, the ACL set in `AnonymousAclBundle` is not implicitly copied into `NamedAclBundles`. In addition, there is no inheritance between the ACL of a parent collection and children collections specified in `NamedAclBundles`.

No extra spaces are allowed in the string representing the default ACL.

The keyword 'inherit', if present, enables merging of the ACL of the parent collection with the default ACL, i.e. the behaviour of cloning parent collection ACL can be simply achieved by specifying 'inherit' as the default ACL.

The keyword 'childof' is supported in default document ACL only. It allows to restrict some ACL to be set only to documents being created in a specific collection.

Examples:

The default configuration of the default collection ACL is:

```
group:system#registered:RW;group:system#everyone:R
```

which specifies that: - all logged-in users (those who belong to group system#registered) will have both the Read and Write permissions assigned to newly created collections, - everyone (all users including those who are not logged in) will only have the Read permission assigned to newly created collections.

The default configuration of the default document ACL is:

```
group:system#everyone:R,childof:/contactArtifacts/:group:system#everyone:R;
group:system#registered:RW,childof:/uddiEntities/:group:system#everyone:R;
group:system#registered:RW
```

The default ACL specifies that:

- All users have the Read permission assigned to newly created repository documents, except when specified otherwise.
- Regarding new documents created under the collection '/contactArtifacts/', all users have the Read permission assigned to them and logged-in users (group system#registered) have both the Read and Write permissions assigned to them.
- Regarding new documents created under the collection '/uddiEntities/', all users have the Read permission assigned to them and logged-in users (group system#registered) have both the Read and Write permissions assigned to them.



**Note:** The AnonymousAclBundle 'group:system#everyone:R' is not implicitly copied into NamedAclBundles of '/contactArtifacts/' and '/uddiEntities/'. You must explicitly specify all the ACL for the NamedAclBundles.



The default ACL configuration is stored in the system configuration database under the following keys:

**Table 20. Default ACL Configuration Keys**

type of info	key	default value
Default collection ACL	platform:DefaultACL	group:system#registered:RW;group:system#everyone:R
default document ACL	platform:DefaultDocACL	group:system#everyone:R,childof:/contactArtifacts/:group:system#everyone:R;group:system#registered:RW,childof:/uddiEntities/:group:system#everyone:R;group:system#registered:RW
default ACL cache refresh interval (in seconds)	platform:DefaultACLRefresh	60

The first two entries refer to the default collection/document ACL. The third entry controls the caching of the default ACL. By default, the platform caches the default ACL for 60s. The cache refresh interval may be turned off by specifying a value of 0s.



**Warning:** The length of the value column of the system configuration database is limited to 4000 characters, so it is not able to hold longer default ACL than 4000 characters.



**Note:** The default ACL setting may be changed at runtime without requiring you to restart Platform.

To change the default acl configuration see [Configuring the Default ACLs in the Administrator Guide](#).



## 4 Resource Serialization Schema

This schema specifies the XML representation of resources and their metadata. XQueries act on resources in this format. It is also used by the REST XML communications model described in REST Representations in the Developer Guide.

```
<?xml version="1.0" encoding="UTF-8"?>
<xsd:schema xmlns:xsd="http://www.w3.org/2001/XMLSchema"
  xmlns:xlink="http://www.w3.org/1999/xlink"
  xmlns:rest="http://systinet.com/2005/05/soa/resource"
  xmlns:xml="http://www.w3.org/XML/1998/namespace"
  targetNamespace="http://systinet.com/2005/05/soa/resource"
  elementFormDefault="qualified">

  <xsd:import namespace="http://www.w3.org/1999/xlink" schemaLocation="xlink.xsd"/>
  <xsd:import namespace="http://www.w3.org/XML/1998/namespace" schemaLocation="xml.xsd"/>

  <!-- Serialization of Resource in REST -->
  <xsd:element name="resource">
    <xsd:complexType>
      <xsd:sequence>
        <xsd:element ref="rest:metadata" minOccurs="0" maxOccurs="1"/>
        <xsd:element ref="rest:acl" minOccurs="0" maxOccurs="1"/>
        <xsd:element ref="rest:descriptor" minOccurs="0" maxOccurs="1"/>
        <xsd:element ref="rest:data" minOccurs="0" maxOccurs="1"/>
        <xsd:any namespace="##any" processContents="lax" minOccurs="0" maxOccurs="unbounded"/>
      </xsd:sequence>

      <!-- URI of the resource -->
      <xsd:attribute ref="xlink:href" use="optional"/>
      <!-- XML base -->
      <xsd:attribute ref="xml:base" use="optional"/>
      <!-- type of the resource -->
      <xsd:attribute name="type" type="rest:resourceType" use="required"/>
      <!-- name of the resource -->
      <xsd:attribute name="name" type="xsd:string" use="required"/>
      <!-- used request URI -->
      <xsd:attribute name="requestURI" type="xsd:anyURI" use="optional"/>
      <!-- readURI -->
      <xsd:attribute name="readURI" type="xsd:anyURI" use="optional"/>
    </xsd:complexType>
  </xsd:element>
</xsd:schema>
```

```

<!-- revisionURI -->
<xsd:attribute name="revisionURI" type="xsd:anyURI" use="optional"/>
<!-- updateURI -->
<xsd:attribute name="updateURI" type="xsd:anyURI" use="optional"/>
<!-- update revision URI -->
<xsd:attribute name="updateRevisionURI" type="xsd:anyURI" use="optional"/>
<!-- deleteURI -->
<xsd:attribute name="deleteURI" type="xsd:anyURI" use="optional"/>
<!-- delete Revision URI -->
<xsd:attribute name="deleteRevisionURI" type="xsd:anyURI" use="optional"/>
<!-- undeleteURI -->
<xsd:attribute name="undeleteURI" type="xsd:anyURI" use="optional"/>
<!-- purge URI-->
<xsd:attribute name="purgeURI" type="xsd:anyURI" use="optional"/>
<!-- purge Revision URI-->
<xsd:attribute name="purgeRevisionURI" type="xsd:anyURI" use="optional"/>
<!-- view URI -->
<xsd:attribute name="viewURI" type="xsd:anyURI" use="optional"/>
<!-- view revision URI -->
<xsd:attribute name="viewRevisionURI" type="xsd:anyURI" use="optional"/>
<!-- createURI (for collection only)-->
<xsd:attribute name="createURI" type="xsd:anyURI" use="optional"/>
<!-- acl uri -->
<xsd:attribute name="aclURI" type="xsd:anyURI" use="optional"/>
<!-- revision -->
<xsd:attribute name="revision" type="xsd:int" use="optional"/>

<xsd:anyAttribute namespace="##any" processContents="lax"/>
</xsd:complexType>
</xsd:element>

<xsd:element name="metadata">
  <xsd:complexType>
    <xsd:sequence>
      <xsd:element name="path" type="xsd:anyURI" minOccurs="0" maxOccurs="1"/>
      <xsd:element name="collection" type="xsd:string" minOccurs="0" maxOccurs="1"/>
      <xsd:element name="binary" type="xsd:boolean" minOccurs="0" maxOccurs="1"/>
      <xsd:element name="contentType" type="xsd:string" minOccurs="0" maxOccurs="1"/>
      <xsd:element name="type" type="rest:resourceType" minOccurs="0" maxOccurs="1"/>
      <xsd:element name="deleted" type="xsd:boolean" minOccurs="0" maxOccurs="1"/>
      <xsd:element name="title" type="xsd:string" minOccurs="0" maxOccurs="1"/>
      <xsd:element name="originUrl" type="xsd:anyURI" minOccurs="0" maxOccurs="1"/>
      <xsd:element name="description" type="xsd:string" minOccurs="0" maxOccurs="1"/>
      <xsd:element name="owner" type="xsd:string" minOccurs="0" maxOccurs="1"/>

      <xsd:element name="revision" minOccurs="0" maxOccurs="1">
        <xsd:complexType>

```

```

        <xsd:sequence>
          <xsd:element name="number" type="xsd:int" minOccurs="1" maxOccurs="1"/>
          <xsd:element name="timestamp" type="xsd:string" minOccurs="1" maxOccurs="1"/>

          <xsd:element name="creator" type="xsd:string" minOccurs="1" maxOccurs="1"/>

          <xsd:element name="label" type="xsd:string" minOccurs="1" maxOccurs="1"/>
          <xsd:element name="last" type="xsd:int" nillable="true" minOccurs="0"
maxOccurs="1"/>

          <xsd:any namespace="##any" processContents="lax" minOccurs="0"
maxOccurs="unbounded"/>
        </xsd:sequence>
      </xsd:complexType>
    </xsd:element>

    <xsd:element name="relationships" type="rest:relationships" minOccurs="0" maxOccurs="1"/>

    <xsd:element name="FTSIndex" type="xsd:boolean" minOccurs="0" maxOccurs="1"/>
    <xsd:element name="cached" type="xsd:boolean" minOccurs="0" maxOccurs="1"/>
    <xsd:element name="checksum" type="xsd:long" minOccurs="0" maxOccurs="1"/>

    <xsd:element ref="rest:extensions" minOccurs="0" maxOccurs="1"/>
    <xsd:any namespace="##any" processContents="lax" minOccurs="0" maxOccurs="unbounded"/>
  </xsd:sequence>
</xsd:complexType>
</xsd:element>

<xsd:complexType name="relationships">
  <xsd:sequence>
    <xsd:element name="relationship" minOccurs="0" maxOccurs="unbounded">
      <xsd:complexType>
        <xsd:sequence>
          <xsd:element name="deleted" type="xsd:boolean" minOccurs="0" maxOccurs="1"/>
          <xsd:element name="type" type="xsd:string" minOccurs="1" maxOccurs="1"/>
          <xsd:element name="source" type="rest:relationshipPathType" minOccurs="0"
maxOccurs="1"/>

          <xsd:element name="target" type="rest:relationshipPathType" minOccurs="1"
maxOccurs="1"/>

          <xsd:element ref="rest:extensions" minOccurs="0" maxOccurs="1"/>
          <xsd:any namespace="##any" processContents="lax" minOccurs="0"
maxOccurs="unbounded"/>
        </xsd:sequence>
      </xsd:complexType>
    </xsd:element>
  </xsd:sequence>
</xsd:complexType>

```

```

<xsd:complexType name="relationshipPathType">
  <xsd:sequence>
    <xsd:element name="path" type="xsd:anyURI" minOccurs="0" maxOccurs="1"/>
    <xsd:element name="revision" type="xsd:int" minOccurs="0" maxOccurs="1"/>
    <xsd:element name="datetime" type="xsd:dateTime" minOccurs="0" maxOccurs="1"/>
    <xsd:any namespace="##any" processContents="lax" minOccurs="0" maxOccurs="unbounded"/>
  </xsd:sequence>
  <xsd:attribute ref="xlink:href" use="optional"/>
</xsd:complexType>

<xsd:element name="extensions">
  <xsd:complexType>
    <xsd:sequence>
      <xsd:any namespace="##any" processContents="lax" minOccurs="0" maxOccurs="unbounded"/>
    </xsd:sequence>
  </xsd:complexType>
</xsd:element>

<xsd:element name="descriptor">
  <xsd:complexType>
    <xsd:sequence>
      <xsd:any namespace="##other" processContents="skip" minOccurs="0" maxOccurs="1"/>
    </xsd:sequence>
  </xsd:complexType>
</xsd:element>

<xsd:element name="data">
  <xsd:complexType>
    <xsd:sequence>
      <!-- for representation of listing of collections-->
      <xsd:element ref="rest:resource" minOccurs="0" maxOccurs="unbounded"/>
      <!-- for representation of binary data (see encoding and contentType)-->
      <xsd:element name="binaryData" minOccurs="0" maxOccurs="1">
        <xsd:complexType>
          <xsd:simpleContent>
            <xsd:extension base="xsd:string">
              <xsd:attribute name="contentType" type="xsd:string" use="required"/>
              <xsd:attribute name="encoding" use="optional"/>
              <xsd:simpleType>
                <xsd:restriction base="xsd:string">
                  <xsd:enumeration value="base64"/>
                </xsd:restriction>
              </xsd:simpleType>
            </xsd:extension>
          </xsd:simpleContent>
        </xsd:complexType>
      </xsd:element>
    </xsd:sequence>
  </xsd:complexType>

```

```

</xsd:element>
<!-- for representation of XML data (see contentType on "content")-->
<xsd:element name="xmlData" minOccurs="0" maxOccurs="1">
  <xsd:complexType>
    <xsd:sequence>
      <xsd:any processContents="skip" namespace="##other" minOccurs="1"
maxOccurs="1"/>
      </xsd:sequence>
      <xsd:attribute name="contentType" type="xsd:string" use="optional"/>
      <xsd:attribute ref="xml:base" use="optional"/>
    </xsd:complexType>
  </xsd:element>
  <!-- for representation of XQuery result -->
  <xsd:element name="xqueryResult" minOccurs="0" maxOccurs="unbounded">
    <xsd:complexType>
      <xsd:choice>
        <xsd:element name="textResult" type="xsd:string" minOccurs="1" maxOccurs="1"/>
        <xsd:element name="nodeResult" minOccurs="1" maxOccurs="1">
          <xsd:complexType>
            <xsd:sequence>
              <xsd:any processContents="skip" namespace="##other" minOccurs="1"
maxOccurs="1"/>
            </xsd:sequence>
          </xsd:complexType>
        </xsd:element>
      </xsd:choice>
    </xsd:complexType>
  </xsd:element>
  <xsd:any namespace="##any" processContents="lax" minOccurs="0" maxOccurs="unbounded"/>
</xsd:sequence>
<xsd:attribute name="representation">
  <xsd:simpleType>
    <xsd:restriction base="xsd:string">
      <xsd:enumeration value="list"/>
      <!-- collection's sub-resources -->
      <xsd:enumeration value="data"/>
      <!-- binary document's data -->
      <xsd:enumeration value="xmldata"/>
      <!-- xml document's data-->
      <xsd:enumeration value="history"/>
      <!-- history of document -->
      <xsd:enumeration value="xqueryResult"/>
      <!-- xquery result -->
      <xsd:enumeration value="FTSResult"/>
    </xsd:restriction>
  </xsd:simpleType>
</xsd:attribute>

```

```

                <!-- full text search result -->
            </xsd:restriction>
        </xsd:simpleType>
    </xsd:attribute>

    <!-- page, pageSize and totalItemCount: used only if representation is list and paging is
turned on -->
    <xsd:attribute name="page" use="optional">
        <xsd:simpleType>
            <xsd:restriction base="xsd:unsignedInt">
                <xsd:minInclusive value="1"/>
            </xsd:restriction>
        </xsd:simpleType>
    </xsd:attribute>
    <xsd:attribute name="pageSize" use="optional">
        <xsd:simpleType>
            <xsd:restriction base="xsd:unsignedInt">
                <xsd:minInclusive value="1"/>
            </xsd:restriction>
        </xsd:simpleType>
    </xsd:attribute>
    <xsd:attribute name="totalItemCount" type="xsd:unsignedInt" use="optional"/>

</xsd:complexType>
</xsd:element>

<xsd:simpleType name="resourceType">
    <xsd:restriction base="xsd:string">
        <xsd:enumeration value="collection"/>
        <xsd:enumeration value="document"/>
        <xsd:enumeration value="service"/>
    </xsd:restriction>
</xsd:simpleType>

<xsd:simpleType name="permission">
    <xsd:restriction base="xsd:string">
        <xsd:enumeration value="read"/>
        <xsd:enumeration value="write"/>
    </xsd:restriction>
</xsd:simpleType>

<xsd:element name="acl">
    <xsd:complexType>
        <xsd:sequence>
            <xsd:element name="owner" type="xsd:string" minOccurs="0" maxOccurs="1"/>
            <xsd:element name="ace" minOccurs="0" maxOccurs="unbounded">
                <xsd:complexType>

```



```

        <xsd:sequence>
          <xsd:element name="principal" minOccurs="1" maxOccurs="1">
            <xsd:complexType>
              <xsd:simpleContent>
                <xsd:extension base="xsd:string">
                  <xsd:attribute name="type" use="required">
                    <xsd:simpleType>
                      <xsd:restriction base="xsd:string">
                        <xsd:enumeration value="user"/>
                        <xsd:enumeration value="group"/>
                      </xsd:restriction>
                    </xsd:simpleType>
                  </xsd:attribute>
                </xsd:extension>
              </xsd:simpleContent>
            </xsd:complexType>
          </xsd:element>
          <xsd:element name="permission" type="rest:permission" minOccurs="1"
maxOccurs="unbounded"/>
        </xsd:sequence>
      </xsd:complexType>
    </xsd:element>
    <xsd:element name="effectivePermissions" minOccurs="0" maxOccurs="1">
      <xsd:complexType>
        <xsd:sequence>
          <xsd:element name="permission" type="rest:permission" minOccurs="1"
maxOccurs="unbounded"/>
        </xsd:sequence>
      </xsd:complexType>
    </xsd:element>
    <xsd:any namespace="##any" processContents="lax" minOccurs="0" maxOccurs="unbounded"/>
  </xsd:sequence>
</xsd:complexType>
</xsd:element>

<!-- Serialization of exception in REST -->
<xsd:element name="exception">
  <xsd:complexType>
    <xsd:sequence>
      <xsd:element name="code" type="xsd:QName"/>
      <xsd:element name="message" type="xsd:string"/>
      <xsd:element name="stackTrace" type="xsd:string"/>
      <xsd:any namespace="##any" processContents="lax" minOccurs="0" maxOccurs="unbounded"/>
    </xsd:sequence>
    <xsd:attribute ref="xml:base" use="optional"/>
    <!-- XML base -->
  </xsd:complexType>

```

```
</xsd:element>  
</xsd:schema>
```

# Part II. SOA Definition Model

This part describes the structure and content of the SDM model used in SOA Systinet. It contains the following chapters:

[SDM Reference on page 45](#). A guide to the content and hierarchy of the SDM model.

[Taxonomy Schema on page 101](#). A guide to the format of significant taxonomies in SOA Systinet.



---

## 5 SDM Reference

This chapter is a reference to the SDM model. It contains the following sections:

- [Artifacts Taxonomy on page 45](#)
- [Artifact Types on page 48](#)
- [Property Groups on page 93](#)
- [Property Types on page 99](#)

### Artifacts Taxonomy

The taxonomy of *artifact* types follows. Each category of an *abstract artifact type* is formatted with *emphasis*. Abstract artifact types cannot be instantiated and are used for classification. The lowest level categories are all of *instantiable artifact types*, for which instances can exist in the repository.

Each category links to a section describing the corresponding artifact type:

- *Artifact*
  - *Content*
    - *Categorization*
      - Taxonomy
  - *Contact*
    - Organizational Unit
    - Person

- Documentation
- *Interface*
  - WSDL
- Report
- *Schema*
  - XML Schema
  - DTD
  - Schematron (deprecated)
- *Search And Transform*
  - XQuery
  - XSLT
  - Schematron XSLT (deprecated)
  - Stored Search
- UDDI Entity
- *SOA*
  - *Agreement*
    - Contract
    - Request
    - SLO

- Usage Plan (deprecated)
  
- Business Service
- Endpoint
- *Implementation*
  - Web Application
  - SOAP Service
  - XML Service
  
- *Policy*
  - WS-Policy
  - Assertion
  - Business Policy
  
- Application
  
- *System*
  - *Integration*
    - UDDI Registry
      - UDDI Channel
  
    - SOAM Server
  
    - BAC Server

- Task
- *Tool*
  - Impact Tool
  - Job Tool
  - Reporting Tool
  - Resource Information Tool (deprecated)
  - Schema Validity Tool (deprecated)
  - Schematron Tool (deprecated)
  - Sync Tool
  - XQuery Tool (deprecated)
  - Aoi Preparation Tool
  - Policy Compliance Tool
- *Lifecycle*
  - Approval Process Definition
  - Change Request

## Artifact Types

This section provides an overview of *artifact* types. *Properties* are described for *instantiable* artifact types but not for *abstract* types. See [Artifacts Taxonomy on page 45](#).



## Agreement

Represents agreement artifacts

This artifact type is abstract and serves as a super-category.

## Aoi Preparation Tool

Aoi Preparation Tool

This artifact type is not abstract, so instances can exist.

## Application

Application artifact

This artifact type is not abstract, so instances can exist.

This artifact type has the following specific properties.

**Table 21. Application Specific Properties**

ID	Label	Cardinality		Read Only	Description
		Min	Max		
hpsoaContactToApplication	Contact	0	∞	No	Contact
hpsoaOwningOrganization	Owning Organization	0	∞	No	Organization that owns the application
hpsoaProvidesBusinessService	Provides	0	∞	No	Link to Business Service
documentation	Documentation	0	∞	No	Links to various documentation and descriptive documents, such as application system flows, sequence diagrams, use-case diagrams, deployment diagrams, network diagrams, DR plans, CPM documents, etc.
hpsoaAlias	Alias	0	1	No	Application alias

## Approval Process Definition

### Approval Process Definition

This artifact type is not abstract, so instances can exist.

This artifact type has properties in the following groups:

- [Table 59 on page 96](#)

This artifact type has the following specific properties.

**Table 22. Approval Process Definition Specific Properties**

ID	Label	Cardinality		Read Only	Description
		Min	Max		
defaultLifecycle	Default Lifecycle	1	1	No	Default Lifecycle
artifactsUsingThisLifecycleDefinition	Artifacts using this lifecycle definition	0	∞	No	Artifacts using this lifecycle definition
approvalProcessStage	Stage Approvers	0	∞	No	Stage Approvers

## Artifact

Represents an SOA artifact

This artifact type is abstract and serves as a super-category.

## Assertion

A definition of a ws-policy assertion.

This artifact type is not abstract, so instances can exist.

This artifact type has properties in the following groups:

- [Table 59 on page 96](#)

This artifact type has the following specific properties.

**Table 23. Assertion Specific Properties**

ID	Label	Cardinality		Read Only	Description
		Min	Max		
originUrl	Original URL	0	1	No	Location (URL) of the original resource which was imported into the repository
isCached	Cached	0	1	No	Marks a resource that is only cached in the repository, such as a WSDL document.
imports	Imports	0	∞	No	Lists artifact(s) that are imported by this artifact
importedBy	Imported by	0	∞	No	List resources that import/include this artifact
associatedApplication	Associated Application	0	1	No	Application that maintains this artifact
uddiDefinition	UDDI Definition	0	∞	No	Reference to the UDDI Entity artifact that defines this artifact
assertionQName	Assertion QName	1	1	No	Template QName of Assertion artifact
applicableSourceMimetype	Applicable source MIME type	0	∞	No	Applicable source MIME type
applicableSourceQName	Applicable source QName	0	∞	No	Applicable source QName
assertionClassification	Assertion Classification	0	1	No	Assertion Classification

## BAC Server

Represents a BAC Server

This artifact type is not abstract, so instances can exist.

This artifact type has properties in the following groups:

- [Table 59 on page 96](#)

This artifact type has the following specific properties.

**Table 24. BAC Server Specific Properties**

ID	Label	Cardinality		Read Only	Description
		Min	Max		
baseUrl	Base URL	0	1	No	Base (URL) of the installed Server
username	Username	0	1	No	Username
encryptedPassword	Password	0	1	No	Password
runtimePolicy	Runtime Policy	0	∞	No	Reference to run-time policy of this artifact
resourceOfUsagePlan	Usage Plan Resource	0	∞	No	Reference to the usage plan

## Business Policy

Document in the format described by the WS-Policy attachment

This artifact type is not abstract, so instances can exist.

This artifact type has properties in the following groups:

- [Table 59 on page 96](#)

This artifact type has the following specific properties.

**Table 25. Business Policy Specific Properties**

ID	Label	Cardinality		Read Only	Description
		Min	Max		
originUrl	Original URL	0	1	No	Location (URL) of the original resource which was imported into the repository
isCached	Cached	0	1	No	Marks a resource that is only cached in the repository, such as a WSDL document.
imports	Imports	0	∞	No	Lists artifact(s) that are imported by this artifact
importedBy	Imported by	0	∞	No	List resources that import/include this artifact
associatedApplication	Associated Application	0	1	No	Application that maintains this artifact
uddiDefinition	UDDI Definition	0	∞	No	Reference to the UDDI Entity artifact that defines this artifact
artifactTypeSelector	Artifact Type Selector	0	1	No	Artifact Type Selector for Business Policy
includedPropertySelector	Included Property Selector	0	∞	No	Included Property Selector for Business Policy
excludedPropertySelector	Excluded Property Selector	0	∞	No	Excluded Property Selector for Business Policy
includedArtifactSelector	Included Artifact Selector	0	∞	No	Included Artifact Selector for Business Policy
excludedArtifactSelector	Excluded Artifact Selector	0	∞	No	Excluded Artifact Selector for Business Policy

## Business Service

Service described in business terms that can be implemented using one of more Web Services or other Implementations. Contracts enable re-use of Business Services

This artifact type is not abstract, so instances can exist.

This artifact type has properties in the following groups:

- [Table 56 on page 94](#)
- [Table 57 on page 94](#)
- [Table 58 on page 95](#)
- [Table 59 on page 96](#)
- [Table 60 on page 97](#)

This artifact type has the following specific properties.

**Table 26. Business Service Specific Properties**

ID	Label	Cardinality		Read Only	Description
		Mn	Max		
service	Implementation	0	∞	No	Lists implementations that form this Business Service
providedBy	Provided by	0	∞	No	Refers to the Contact who provides this artifact. Optional usetype describes how the artifact is provided - 'responsible', 'developer', 'administrator', etc.
uddiDefinition	UDDI Definition	0	∞	No	Reference to the UDDI Entity artifact that defines this artifact
keyword	Keyword	0	∞	No	Keyword associated with the artifact
hpsoaProvidingApplication	Providing Application	0	∞	No	Providing Application

## Categorization

Represents an artifact used for categorization

This artifact type is abstract and serves as a super-category.

## Change Request

Change Request

This artifact type is not abstract, so instances can exist.

This artifact type has properties in the following groups:

- [Table 59 on page 96](#)

This artifact type has the following specific properties.

**Table 27. Change Request Specific Properties**

ID	Label	Cardinality		Read Only	Description
		Min	Max		
requestor	Requestor	1	1	No	Requestor
requestStatus	Request Status	1	1	No	Request Status
artifactRevision	Artifact Revision	1	1	No	Artifact Revision
approvalResponse	Change Response	0	∞	No	Change Responses
approvalProcessStage	Stage Approvers	1	1	No	Stage Approvers
artifactApprovedByRequest	Artifact Approved By Request	0	1	No	Artifact Approved By Request
approvalProcessType	Approval Process Definition	0	1	No	Approval Process Definition
approvalProcessName	Approval Process Name	0	1	No	Name of the approval process of this request

## Contact

Describes a contact

This artifact type is abstract and serves as a super-category.

This artifact type has properties in the following groups:

- [Table 59 on page 96](#)

This artifact type has the following specific properties.

**Table 28. Contact Specific Properties**

ID	Label	Cardinality		Read Only	Description
		Min	Max		
provides	Provides	0	∞	No	Artifacts provided by this Contact. Optional usetype describes how the artifact is provided - 'responsible', 'developer', 'administrator', 'project manager', etc.
contactRole	Contact Role	0	1	No	Role of the contact, such as 'business expert', 'developer' or 'architect'
geographicalLocation	Geographic Location	0	∞	No	Geographic Location
languageCode	Language Code	0	1	No	Preferred language
hpsoaApplicationContact	Application Contact	0	∞	No	Application Contact

## Content

SOA related documents

This artifact type is abstract and serves as a super-category.

## Contract

Represents a contract

This artifact type is not abstract, so instances can exist.

This artifact type has properties in the following groups:



- [Table 59 on page 96](#)

This artifact type has the following specific properties.

**Table 29. Contract Specific Properties**

ID	Label	Cardinality		Read Only	Description
		Min	Max		
consumerContractor	Consumer	0	1	No	Reference to consumer contact
usagePlan	Usage Plan	0	1	No	Reference to usage plan
slo	SLO	0	∞	No	Contract SLO
providerContractor	Provider	0	1	No	Reference to provider
acceptedRequest	Accepted Request	0	1	No	Reference from contract to accepted requests
rejectedRequest	Rejected Request	0	1	No	Reference from contract to rejected requests
revokedRequest	Revoked Request	0	1	No	Reference from contract to revoked requests
contractAcceptedBy	Accepted Contract of	0	1	No	Reference from accepting provider
rejectedContractOf	Rejected Contract of	0	1	No	Reference from rejecting provider
revokedContractOf	Revoked Contract of	0	1	No	Reference from revoking provider
obsoletedContract	Obsolete Contract	0	∞	No	Reference to obsoleted contract(s)
obsoletedByContract	Made obsolete by Contract	0	1	No	Contract that changed this contract
obsoletedByRequest	Made obsolete by Request	0	1	No	Request that changed this contract
contractState	Contract State	0	1	No	State of contract

## Documentation

Information about a service or related items

This artifact type is not abstract, so instances can exist.

This artifact type has properties in the following groups:

- [Table 59 on page 96](#)

This artifact type has the following specific properties.

**Table 30. Documentation Specific Properties**

ID	Label	Cardinality		Read Only	Description
		Min	Max		
documentType	Type	0	1	No	Type of the document
originUrl	Original URL	0	1	No	Location (URL) of the original resource which was imported into the repository
isCached	Cached	0	1	No	Marks a resource that is only cached in the repository, such as a WSDL document.
documentationOf	Documentation of	0	$\infty$	No	Artifact that this artifact documents

## DTD

DTD document

This artifact type is not abstract, so instances can exist.

This artifact type has properties in the following groups:

- [Table 59 on page 96](#)

This artifact type has the following specific properties.

**Table 31. DTD Specific Properties**

ID	Label	Cardinality		Read Only	Description
		Min	Max		
originUrl	Original URL	0	1	No	Location (URL) of the original resource which was imported into the repository
isCached	Cached	0	1	No	Marks a resource that is only cached in the repository, such as a WSDL document.
version	Version	0	1	No	Version of the resource. For example, various versioning schemes can be used to describe the version of WSDL or UDDI that artifacts conform to.
importedDtdDocument	Imported DTD	0	∞	No	Reference to DTD document imported by this artifact. Public/System external entity declaration can be differentiated using useType attribute
dtdImportedBy	Imported by	0	∞	No	List resources that import/include this DTD artifact
schemaInstanceProducedBy	Instance Produced by	0	∞	No	Reference to a transformation (XSLT or XQuery) that produces XML documents adhering to this schema
schemaInstanceConsumedBy	Instance Consumed by	0	∞	No	Reference to a transformation (XSLT or XQuery) that produces XML documents conforming to this schema

## Endpoint

Endpoint of implementation.

This artifact type is not abstract, so instances can exist.

This artifact type has properties in the following groups:

- [Table 59 on page 96](#)

This artifact type has the following specific properties.

**Table 32. Endpoint Specific Properties**

ID	Label	Cardinality		Read Only	Description
		Min	Max		
accessPoint	Endpoint Address	0	1	No	Endpoint(s) used to access the service
uddiDefinition	UDDI Definition	0	∞	No	Reference to the UDDI Entity artifact that defines this artifact
instanceDetail	Binding Template Instance Detail	0	∞	No	Binding Template instance detail. Used by UDDI integration.
endpointOf	Implementation of endpoint	0	∞	No	Reference to the endpoint's implementation.
portName	WSDL Port Name	0	1	No	WSDL Port Name

## Impact Tool

Impact Tool provides the ability to list all artifacts related to a specific artifact

This artifact type is not abstract, so instances can exist.

This artifact type has the following specific properties.

**Table 33. Impact Tool Specific Properties**

ID	Label	Cardinality		Read Only	Description
		Min	Max		
impactType	Impact Type	0	1	No	Impact type specifies how other artifacts relate to this artifact

## Implementation

Implementation of a service

This artifact type is abstract and serves as a super-category.

This artifact type has properties in the following groups:

- [Table 59 on page 96](#)
- [Table 60 on page 97](#)

This artifact type has the following specific properties.

**Table 34. Implementation Specific Properties**

ID	Label	Cardinality		Read Only	Description
		Min	Max		
uddiDefinition	UDDI Definition	0	∞	No	Reference to the UDDI Entity artifact that defines this artifact
inBusinessService	In Business Service	0	∞	No	The Business Service artifact represents a logical service and contains descriptive information in business terms. Technical information about the Business Service is found in the referenced Implementation artifacts.
providedBy	Provided by	0	∞	No	Refers to the Contact who provides this artifact. Optional usetype describes how the artifact is provided - 'responsible', 'developer', 'administrator', etc.
accessPoint	Endpoint Address	0	∞	No	Endpoint(s) used to access the service
endpoint	Endpoint	0	∞	No	Reference to the endpoint.
runtimePolicy	Runtime Policy	0	∞	No	Reference to run-time policy of this artifact
resourceOfUsagePlan	Usage Plan Resource	0	∞	No	Reference to the usage plan

## Integration

Registries used for governance

This artifact type is abstract and serves as a super-category.

## Interface

Metadata representing a Web Service

This artifact type is abstract and serves as a super-category.

## Job Tool

Starts a simple job

This artifact type is not abstract, so instances can exist.

This artifact type has the following specific properties.

**Table 35. Job Tool Specific Properties**

ID	Label	Cardinality		Read Only	Description
		Min	Max		
jobClassId	Job Implementation Class ID	0	1	No	Class id of class implementing a job

## Lifecycle

Lifecycle

This artifact type is abstract and serves as a super-category.

## Organizational Unit

Represents an organizational unit

This artifact type is not abstract, so instances can exist.

This artifact type has properties in the following groups:

- [Table 57 on page 94](#)

This artifact type has the following specific properties.

**Table 36. Organizational Unit Specific Properties**

ID	Label	Cardinality		Read Only	Description
		Min	Max		
loginName	Login Name	0	1	No	Artifact login name
address	Address	0	1	No	Surface Address
email	Email	0	∞	No	Email Address
phone	Phone	0	∞	No	Phone number
instantMessenger	Instant Messenger	0	∞	No	Instant messenger ID
uddiDefinition	UDDI Definition	0	∞	No	Reference to the UDDI Entity artifact that defines this artifact
hpsoaOwnedApplication	Owned Application	0	∞	No	Application owned by this company

## Person

Represents a person

This artifact type is not abstract, so instances can exist.

This artifact type has properties in the following groups:

- [Table 57 on page 94](#)

This artifact type has the following specific properties.



**Table 37. Person Specific Properties**

ID	Label	Cardinality		Read Only	Description
		Min	Max		
loginName	Login Name	0	1	No	Artifact login name
address	Address	0	1	No	Surface Address
email	Email	0	∞	No	Email Address
phone	Phone	0	∞	No	Phone number
instantMessenger	Instant Messenger	0	∞	No	Instant messenger ID

## Policy

Describes a policy

This artifact type is abstract and serves as a super-category.

## Policy Compliance Tool

Policy Compliance Tool

This artifact type is not abstract, so instances can exist.

## Report

Report is the result of a tool or task execution

This artifact type is not abstract, so instances can exist.

This artifact type has the following specific properties.

**Table 38. Report Specific Properties**

ID	Label	Cardinality		Read Only	Description
		Min	Max		
created	Created	0	1	No	Date/time of report creation
reportType	Report Type	0	1	No	Type of the report, such as 'Report' or 'Index Report'
reportCategory	Report Category	0	1	No	Type of the report, such as 'compliance', 'validity', 'integrity', etc.
reportStatus	Status	0	1	No	Status of the report, such as 'Complete' or 'Not complete'
reportResultCode	Result Code	0	1	No	Result code of the report, such as 'OK' or 'Error'
reports	Reports	0	∞	No	References reports that are collected by index report
indexReport	Index Report	0	1	No	References index report that collects other reports created during processing of input
reportRendererId	Report Renderer Id	0	1	No	Identification of report artifact content renderer
closed	Closed	0	1	No	Marks index report artifact as closed. All associated reports have been created.
associatedApplication	Associated Application	0	1	No	Application that maintains this artifact
task	Task	0	1	No	References the task that created this report
sourceArtifact	Source Artifact	0	1	No	Artifact processed by this report
sourceURI	Source URI	0	1	No	URI of resource processed by this report

ID	Label	Cardinality		Read Only	Description
		Min	Max		
errorSubreports	Error Subreports	0	1	No	Specify number of subreports with result code Error
okSubreports	OK Subreports	0	1	No	Specify number of subreports with result code OK
undefinedSubreports	Undefined Subreports	0	1	No	Specify number of subreports with result code Undefined
reviewSubreports	Review Subreports	0	1	No	Specify number of subreports with result code Review
notApplicableSubreports	'Not Applicable' Subreports	0	1	No	Specify number of subreports with result code 'Not applicable'
businessPolicyArtifact	Business Policy artifact	0	1	No	Business policy used to create this report
technicalPolicyArtifact	Technical Policy artifact	0	1	No	Technical policy used to create this report

## Reporting Tool

Posts a document to a specified URL to execute build of a report

This artifact type is not abstract, so instances can exist.

This artifact type has the following specific properties.

**Table 39. Reporting Tool Specific Properties**

ID	Label	Cardinality		Read Only	Description
		Min	Max		
reportingUrl	Target URI	0	1	No	Location (URI) where a reporting request will be posted
reportingRequestContentType	Request Content Type	0	1	No	Value of the Content-Type HTTP header of the reporting request
reportingRequestContent	Request Content	0	1	No	Content to be posted

## Request

Represents a contract request

This artifact type is not abstract, so instances can exist.

This artifact type has properties in the following groups:

- [Table 59 on page 96](#)

This artifact type has the following specific properties.

**Table 40. Request Specific Properties**

ID	Label	Cardinality		Read Only	Description
		Min	Max		
consumer	Consumer	0	1	No	Reference to consumer contact
requestUsagePlan	Usage Plan	0	1	No	Reference to usage plan(s)
requestSlo	SLO	0	∞	No	Request SLO
provider	Provider	0	1	No	Reference to provider
acceptedRequestOfContract	Accepted Request of	0	1	No	Reference from contract to accepted request
rejectedRequestOfContract	Rejected Request of	0	1	No	Reference from contract to rejected request
revokedRequestOfContract	Revoked Request of	0	1	No	Reference from contract to revoked request
contractToObsolete	Contract to make obsolete	0	∞	No	Reference to contract(s) to be made obsolete

## Resource Information Tool

Resource Information Tool provides basic information about repository resources

This artifact type is not abstract, so instances can exist.

This artifact type is deprecated.

## Schema

Represents a schema artifact

This artifact type is abstract and serves as a super-category.

## Schematron

Schematron schema in a version of the Schematron language

This artifact type is not abstract, so instances can exist.

This artifact type is deprecated.

## Schematron Tool

Schematron Integrity Tool provides the ability to validate resources using the schematron validation language

This artifact type is not abstract, so instances can exist.

This artifact type is deprecated.

## Schematron XSLT

Schematron schema preprocessed to XSLT

This artifact type is not abstract, so instances can exist.

This artifact type is deprecated.

## Schema Validity Tool

Validity Tool provides the ability to validate XML documents against XML schema documents

This artifact type is not abstract, so instances can exist.

This artifact type is deprecated.

## Search And Transform

Document defining a search, query or transformation

This artifact type is abstract and serves as a super-category.

## SLO

Represents a Service Level Objective (SLO)

This artifact type is not abstract, so instances can exist.

This artifact type has properties in the following groups:

- [Table 59 on page 96](#)

This artifact type has the following specific properties.

**Table 41. SLO Specific Properties**

ID	Label	Cardinality		Read Only	Description
		Min	Max		
artifactSloOf	SLO of	0	∞	No	SLO of Artifact
requestSloOf	SLO of	0	∞	No	SLO of Request
sloOf	SLO of	0	∞	No	SLO of Contract
sloOfPlan	Usage Plan	0	∞	No	Reference from usage plan
businessImpact	Business Impact	0	1	No	Impact on the business in the case of an outage - HIGH, MEDIUM or LOW
developmentEnvironmentAvailability	Development Environment Availability	0	1	No	Expected date/time availability of development environment
uatEnvironmentAvailability	UAT Environment Availability	0	1	No	Expected date/time availability of User Acceptance environment (UAT)
productionEnvironmentAvailability	Production Environment Availability	0	1	No	Expected date/time availability of production environment
disasterRecoveryEnvironmentAvailability	Disaster Recovery Environment Availability	0	1	No	Expected date/time availability of disaster recovery environment
hourOfConsumerOperation	Hours of Consumer Operation	0	∞	No	Day(s) of the week and hours during the day when the consumer is expected to operate. Property value format is WEEKDAY/FROM HOUR/TO HOUR for example monday/9:00/18:00



ID	Label	Cardinality		Read Only	Description
		Min	Max		
hourOfProviderOperation	Hours of Provider Operation	0	∞	No	Day(s) of the week and hours during the day when the provider is expected to operate. Property value format is WEEKDAY/FROM HOUR/TO HOUR for example monday/9:00/18:00
hourOfServiceOperation	Hours of Service Operation	0	∞	No	Day(s) of the week and hours during the day when the service is expected to operate. Property value format is WEEKDAY/FROM HOUR/TO HOUR for example monday/9:00/18:00
timingRequired	Timing Required	0	1	No	Require message delivery timing capture
guaranteedDelivery	Guaranteed Delivery	0	1	No	Require guaranteed delivery
filteringRulesDocumentation	Filtering Rules	0	∞	No	Links to various documents describing filtering rules
expectedMessagesPerDay	Expected Messages Per Day	0	1	No	Expected average volume of message traffic per day - number of messages
maximumMessagesPerDay	Maximum Messages Per Day	0	1	No	Maximum volume of message traffic per day - number of messages
maximumMessageSize	Maximum Message Size [kB]	0	1	No	Maximum expected message size
volumeDistributionDocumentation	Volume Distribution	0	1	No	Document describing volume distribution - sizes and frequency of messages (distribution function)

ID	Label	Cardinality		Read Only	Description
		Min	Max		
failureProcedureDocumentation	Failure Procedure	0	1	No	Step-by-step procedure to perform in the event of a service failure
escalationProcedureDocumentation	Escalation Procedure	0	1	No	Order of precedence for notification of support personnel in the case of a service outage
acceptableDowntime	Acceptable Downtime [hours]	0	1	No	Number of hours that the service can be down before there is a severe business impact
dependsOnArtifact	Depends on Artifact	0	$\infty$	No	Model level dependency. Used by impact management tools
hasDependingArtifact	Depending Artifact	0	$\infty$	No	Lists model artifacts that depend on this artifact. Used by impact management.
dailyPeakPeriod	Daily Peak Period	0	1	No	Daily Peak Period
peakMsg	Peak [Msg/Min]	0	1	No	Peak [Msg/Min]
serviceAvailability	Service Availability	0	1	No	
serviceTermination	Service Termination	0	1	No	
throughput	Throughput [Msg/Min]	0	1	No	
responseTime	Response Time [sec]	0	1	No	
availability	Availability [%]	0	1	No	
performance	Performance [%]	0	1	No	

## SOA

Intangible artifact of a type significant at the architectural level

This artifact type is abstract and serves as a super-category.

## SOAM Server

SOAM Server

This artifact type is not abstract, so instances can exist.

This artifact type has properties in the following groups:

- [Table 59 on page 96](#)

This artifact type has the following specific properties.

**Table 42. SOAM Server Specific Properties**

ID	Label	Cardinality		Read Only	Description
		Min	Max		
baseUrl	Base URL	0	1	No	Base (URL) of the installed Server
username	Username	0	1	No	Username
simplePassword	Password	0	1	No	Password
allowHttpBasicAuth	HTTP Basic Authentication	0	1	No	HTTP Basic Authentication

## SOAP Service

Web service is a software module whose functionality is accessible using the SOAP protocol. Web services are HTTP based and usually described using WSDL

This artifact type is not abstract, so instances can exist.

This artifact type has the following specific properties.

**Table 43. SOAP Service Specific Properties**

ID	Label	Cardinality		Read Only	Description
		Min	Max		
serviceName	WSDL Service Name	0	1	No	WSDL Service Name
serviceNamespace	WSDL Service Namespace	0	1	No	WSDL Service Namespace
definition	Definition	0	∞	No	References the primary repository document that defines this artifact, such as a WSDL, XSD, UML or IDL resource
wsdlPortRelationship	WSDL Port	0	∞	No	Reference to WSDL port

## Stored Search

Representation of criteria for a search

This artifact type is not abstract, so instances can exist.

This artifact type has properties in the following groups:

- [Table 59 on page 96](#)

This artifact type has the following specific properties.

**Table 44. Stored Search Specific Properties**

ID	Label	Cardinality		Read Only	Description
		Min	Max		
version	Version	0	1	No	Version of the resource. For example, various versioning schemes can be used to describe the version of WSDL or UDDI that artifacts conform to.
collectionName	Collection Name	0	1	No	Name of a collection
xqueryDocument	XQuery	0	1	No	Reference to the XQuery

## Sync Tool

Provides resource synchronization

This artifact type is not abstract, so instances can exist.

## System

System Artifacts

This artifact type is abstract and serves as a super-category.

## Task

A task is a tool prepared for execution. It can be scheduled for automatic execution

This artifact type is not abstract, so instances can exist.

This artifact type has the following specific properties.

**Table 45. Task Specific Properties**

ID	Label	Cardinality		Read Only	Description
		Min	Max		
tool	Tool	0	1	No	Reference to the tool associated with the task or report
selector	Selector	0	1	No	Selector of task
scheduled	Scheduled	0	1	No	Task schedule information
taskReports	Reports	0	$\infty$	No	References index reports that generated by running the task

## Taxonomy

UDDI compatible taxonomy definition

This artifact type is not abstract, so instances can exist.

This artifact type has properties in the following groups:

- [Table 59 on page 96](#)

This artifact type has the following specific properties.

**Table 46. Taxonomy Specific Properties**

ID	Label	Cardinality		Read Only	Description
		Min	Max		
originUrl	Original URL	0	1	No	Location (URL) of the original resource which was imported into the repository
isCached	Cached	0	1	No	Marks a resource that is only cached in the repository, such as a WSDL document.
productionStage	Lifecycle Stage	0	1	No	Stage of the service lifecycle (development, production etc.)
version	Version	0	1	No	Version of the resource. For example, various versioning schemes can be used to describe the version of WSDL or UDDI that artifacts conform to.
hierarchical	Hierarchical	0	1	No	Marks the taxonomy as hierarchical. If this property is false, the taxonomy is flat.
checked	Checked	0	1	No	Marks a taxonomy as checked
valueDisplayFormat	Value Display Format	0	1	No	Defines how other taxonomies should be displayed.

## Tool

Represents a tool

This artifact type is abstract and serves as a super-category.

## UDDI Channel

UDDI Registry account used for synchronization

This artifact type is not abstract, so instances can exist.

This artifact type has properties in the following groups:

- [Table 59 on page 96](#)

This artifact type has the following specific properties.

**Table 47. UDDI Channel Specific Properties**

ID	Label	Cardinality		Read Only	Description
		Min	Max		
username	Username	0	1	No	Username
password	Password	0	1	No	Password
uddiRegistry	UDDI Registry	0	1	No	Reference to UDDI Registry artifact
runtimePolicy	Runtime Policy	0	$\infty$	No	Reference to run-time policy of this artifact
resourceOfUsagePlan	Usage Plan Resource	0	$\infty$	No	Reference to the usage plan

## UDDI Entity

UDDI entity - Business Entity, Business Service, Binding Template or TModel

This artifact type is not abstract, so instances can exist.

This artifact type has the following specific properties.



**Table 48. UDDI Entity Specific Properties**

ID	Label	Cardinality		Read Only	Description
		Min	Max		
uddiEntityType	UDDI Entity Type	0	1	No	Type of UDDI entity
uddiEntityKey	UDDI Entity Key	0	1	No	UUID key of UDDI entity
uddiRegistryArtifact	UDDI Registry Artifact	0	1	No	UDDI Registry Artifact that has this UDDI entity in custody
crc	CRC	0	1	No	Cyclic Redundancy Code
uddiImport	UDDI Import Flag	0	1	No	Flag that indicates that the UDDI artifact was created by import from registry
defines	Definition	0	∞	No	Reference to the artifact that is defined by this UDDI entity

## UDDI Registry

Represents a UDDI Registry

This artifact type is not abstract, so instances can exist.

This artifact type has properties in the following groups:

- [Table 59 on page 96](#)

This artifact type has the following specific properties.

**Table 49. UDDI Registry Specific Properties**

ID	Label	Cardinality		Read Only	Description
		Min	Max		
inquiryUrl	Inquiry URL	0	1	No	Location (URL) of UDDI Inquiry interface
publishingUrl	Publishing URL	0	1	No	Location (URL) of UDDI Publishing interface
uddiApiVersion	UDDI API Version	1	1	No	UDDI API version (v2,v3,..)
securityUrl	Security URL	0	1	No	Location (URL) of UDDI Security interface
taxonomyUrl	Taxonomy URL	0	1	No	Location (URL) of Systinet UDDI Taxonomy interface
fullVersion	Full Version	0	1	No	Full asset version. For example the version of a UDDI Registry artifact might be '3' and its full version might be 'Systinet Registry 5.5'
version	Version	0	1	No	Version of the resource. For example, various versioning schemes can be used to describe the version of WSDL or UDDI that artifacts conform to.
uddiChannel	UDDI Channel	0	∞	No	Reference to UDDI Channel artifact
technicalDetail	Technical Detail	0	∞	No	Technical details represented as name/value pairs
systinetRegistry	Systinet Registry	0	1	No	This Registry is a Systinet Registry
allowImport	Allow Import	0	1	No	Allow Import
allowExport	Allow Export	0	1	No	Allow Export

ID	Label	Cardinality		Read Only	Description
		Min	Max		
webAdminConsoleUrl	Web Admin Console URL	0	1	No	Location (URL) of UDDI Web Admin Console
webUserConsoleUrl	Web User Console URL	0	1	No	Location (URL) of UDDI Web User Console
runtimePolicy	Runtime Policy	0	∞	No	Reference to run-time policy of this artifact
resourceOfUsagePlan	Usage Plan Resource	0	∞	No	Reference to the usage plan

## Usage Plan

Represents a usage plan for a contract

This artifact type is not abstract, so instances can exist.

This artifact type is deprecated.

## Web Application

A web application (or web interface) is also a service. While it is accessible only by a human, it uses other services (soap services, databases) to function

This artifact type is not abstract, so instances can exist.

## WSDL

Web Services Description Language document describing a Web Service

This artifact type is not abstract, so instances can exist.

This artifact type has properties in the following groups:

- [Table 59 on page 96](#)

This artifact type has the following specific properties.

**Table 50. WSDL Specific Properties**

ID	Label	Cardinality		Read Only	Description
		Min	Max		
originUrl	Original URL	0	1	No	Location (URL) of the original resource which was imported into the repository
isCached	Cached	0	1	No	Marks a resource that is only cached in the repository, such as a WSDL document.
version	Version	0	1	No	Version of the resource. For example, various versioning schemes can be used to describe the version of WSDL or UDDI that artifacts conform to.
targetNamespace	Target Namespace	0	1	No	Target namespace of a WSDL/XSD document
importedWsdldocument	Imported WSDL	0	∞	No	References a WSDL repository document imported with this artifact
wsdlImportedBy	Imported by	0	∞	No	List resources that import/include this WSDL artifact
importedXsdDocument	Imported XSD	0	∞	No	Reference to the XML Schema document imported by this artifact. Imports and includes should be classified using useType attribute ('import', 'include', 'externalRef', 'parentRef', etc.)
definitionOf	Definition of	0	∞	No	Artifacts that this artifact defines
wsdlServiceUsedBy	Service Used by	0	∞	No	List of references to a service of this WSDL

ID	Label	Cardinality		Read Only	Description
		Min	Max		
wSDLPortUsedBy	Port Used by	0	∞	No	List of references to a port of this WSDL

## WS-Policy

Document in the format described by the WS-Policy specification

This artifact type is not abstract, so instances can exist.

This artifact type has properties in the following groups:

- [Table 59 on page 96](#)

This artifact type has the following specific properties.

**Table 51. WS-Policy Specific Properties**

ID	Label	Cardinality		Read Only	Description
		Min	Max		
originUrl	Original URL	0	1	No	Location (URL) of the original resource which was imported into the repository
isCached	Cached	0	1	No	Marks a resource that is only cached in the repository, such as a WSDL document.
policyType	Policy type	0	1	No	Type of policy, such as 'run-time' or 'design-time'
imports	Imports	0	$\infty$	No	Lists artifact(s) that are imported by this artifact
importedBy	Imported by	0	$\infty$	No	List resources that import/include this artifact
designTimePolicyOf	Design-time Policy of	0	$\infty$	No	List of artifact(s) for which this WS-Policy serves as design-time policy
runtimePolicyOf	Runtime Policy of	0	$\infty$	No	Artifact(s) for which this WS-Policy is the run-time policy
associatedApplication	Associated Application	0	1	No	Application that maintains this artifact
uddiDefinition	UDDI Definition	0	$\infty$	No	Reference to the UDDI Entity artifact that defines this artifact

## XML Schema

XML Schema document

This artifact type is not abstract, so instances can exist.

This artifact type has properties in the following groups:

- [Table 59 on page 96](#)

This artifact type has the following specific properties.

**Table 52. XML Schema Specific Properties**

ID	Label	Cardinality		Read Only	Description
		Min	Max		
originUrl	Original URL	0	1	No	Location (URL) of the original resource which was imported into the repository
isCached	Cached	0	1	No	Marks a resource that is only cached in the repository, such as a WSDL document.
version	Version	0	1	No	Version of the resource. For example, various versioning schemes can be used to describe the version of WSDL or UDDI that artifacts conform to.
targetNamespace	Target Namespace	0	1	No	Target namespace of a WSDL/XSD document
importedXsdDocument	Imported XSD	0	∞	No	Reference to the XML Schema document imported by this artifact. Imports and includes should be classified using useType attribute ('import', 'include', 'externalRef', 'parentRef', etc.)
importedDtdDocument	Imported DTD	0	∞	No	Reference to DTD document imported by this artifact. Public/System external entity declaration can be differentiated using useType attribute
xsdImportedBy	Imported by	0	∞	No	List resources that import/include this XML Schema artifact



ID	Label	Cardinality		Read Only	Description
		Min	Max		
schemaInstanceProducedBy	Instance Produced by	0	∞	No	Reference to a transformation (XSLT or XQuery) that produces XML documents adhering to this schema
schemaInstanceConsumedBy	Instance Consumed by	0	∞	No	Reference to a transformation (XSLT or XQuery) that produces XML documents conforming to this schema
definitionOf	Definition of	0	∞	No	Artifacts that this artifact defines

## XML Service

Any XML Service is in fact a Web Service that does not conform to the existing WS-Standards. It usually provides HTTP GET access for ease of use, avoiding the need for sophisticated SOAP frameworks

This artifact type is not abstract, so instances can exist.

This artifact type has the following specific properties.

**Table 53. XML Service Specific Properties**

ID	Label	Cardinality		Read Only	Description
		Min	Max		
definition	Definition	0	∞	No	References the primary repository document that defines this artifact, such as a WSDL, XSD, UML or IDL resource

## XQuery

XQuery Document

This artifact type is not abstract, so instances can exist.

This artifact type has properties in the following groups:

- [Table 59 on page 96](#)

This artifact type has the following specific properties.

**Table 54. XQuery Specific Properties**

ID	Label	Cardinality		Read Only	Description
		Min	Max		
originUrl	Original URL	0	1	No	Location (URL) of the original resource which was imported into the repository
isCached	Cached	0	1	No	Marks a resource that is only cached in the repository, such as a WSDL document.
version	Version	0	1	No	Version of the resource. For example, various versioning schemes can be used to describe the version of WSDL or UDDI that artifacts conform to.
inputSchemaDocument	Input Schema	0	∞	No	Reference to schema (XSD/Relax/DTD) document that can be processed by this artifact.
xqueryInputType	Input Type	0	1	No	Type of the XQuery input
xqueryInputParameterType	Input Parameter Type	0	∞	No	XQuery input parameter types. The name attribute is used for the parameter name and the value attribute is used for the type, such as 'string', 'integer' or 'node'. See 'XQuery Input Output Types' taxonomy
xqueryOutputType	Output Type	0	∞	No	Type of the XQuery output
xqueryOutputMultipleCardinality	Returns Multiple Results	0	1	No	If this property is true, then the XQuery query returns a sequence of results
outputSchemaDocument	Output Schema	0	∞	No	Reference to schema (XSD/Relax/DTD) document that can be processed by this artifact

## XQuery Tool

XQuery Tool provides the ability to execute XQuery resources

This artifact type is not abstract, so instances can exist.

This artifact type is deprecated.

## XSLT

XSLT Transformation Document

This artifact type is not abstract, so instances can exist.

This artifact type has properties in the following groups:

- [Table 59 on page 96](#)

This artifact type has the following specific properties.

**Table 55. XSLT Specific Properties**

ID	Label	Cardinality		Read Only	Description
		Min	Max		
originUrl	Original URL	0	1	No	Location (URL) of the original resource which was imported into the repository
isCached	Cached	0	1	No	Marks a resource that is only cached in the repository, such as a WSDL document.
version	Version	0	1	No	Version of the resource. For example, various versioning schemes can be used to describe the version of WSDL or UDDI that artifacts conform to.
xslOutputMethod	XSLT Output Method	0	1	No	XSLT output methods - 'XML', 'HTML' or 'text'
importedXslDocument	Imported XSL	0	∞	No	Reference to the XSL document imported by this artifact. Imports and includes should be classified using useType attribute ('import', 'include', 'externalRef', 'parentRef', etc.)
inputSchemaDocument	Input Schema	0	∞	No	Reference to schema (XSD/Relax/DTD) document that can be processed by this artifact.
outputSchemaDocument	Output Schema	0	∞	No	Reference to schema (XSD/Relax/DTD) document that can be processed by this artifact

## Property Groups

The following subsections describe groups of properties re-used in the definition of artifact types.

**Table 56. Lifecycle Property Group**

ID	Label	Cardinality		Displayed	Read Only	Description
		Min	Max			
usedApprovalProcessDefinition	Used Approval Process Definition	0	1	no	No	Used Approval Process Definition
approvalRequests	Change Requests	0	∞	no	No	Change Requests

**Table 57. Contract Consumer Property Group**

ID	Label	Cardinality		Displayed	Read Only	Description
		Min	Max			
consumptionRequest	Request	0	∞	no	No	Reference from request
consumptionContract	Contract	0	∞	no	No	Reference to contract

**Table 58. Contract Property Group**

ID	Label	Cardinality		Displayed	Read Only	Description
		Min	Max			
artifactSlo	SLO	0	∞	no	No	Artifact SLO
providerUsagePlan	Usage Plan	0	∞	no	No	Reference to usage plan(s)
provisionRequest	Provided Request	0	∞	no	No	Reference from request
provisionContract	Provision Contract	0	∞	no	No	Reference to contract
acceptedContract	Accepted Contract	0	∞	no	No	Reference to accepted contract
rejectedContract	Rejected Contract	0	∞	no	No	Reference to rejected contract
revokedContract	Revoked Contract	0	∞	no	No	Reference to revoked contract
readyForConsumption	Enable Consumption Requests	0	1	no	No	Marks artifact as ready for consumption
stakeholderEmail	Stakeholder Email	0	∞	no	No	Stakeholder email address

**Table 59. Model Property Group**

ID	Label	Cardinality		Displayed	Read Only	Description
		Min	Max			
documentation	Documentation	0	∞	no	No	Links to various documentation and descriptive documents, such as application system flows, sequence diagrams, use-case diagrams, deployment diagrams, network diagrams, DR plans, CPM documents, etc.
designTimePolicy	Design-time Policy	0	∞	no	No	Reference to design-time policy of this artifact



**Table 60. Service Property Group**

ID	Label	Cardinality		Displayed	Read Only	Description
		Min	Max			
criticality	Failure Impact	0	1	no	No	Rating of the consequences of service downtime
productionStage	Lifecycle Stage	0	1	no	No	Stage of the service lifecycle (development, production etc.)
version	Version	0	1	no	No	Version of the resource. For example, various versioning schemes can be used to describe the version of WSDL or UDDI that artifacts conform to.

**Table 61. System Property Group**

ID	Label	Cardinality		Displayed	Read Only	Description
		Min	Max			
name	Name	1	∞	no	No	Name which should identify the artifact
description	Description	0	∞	no	No	Description of the artifact, what it is used for etc.
revision	Revision	0	1	no	No	Artifact revision
lastRevision	Last Revision	0	1	no	No	Artifact's last revision
artifactType	Artifact Type	0	∞	no	No	Categorization of the artifact using Artifact type taxonomy
documentRelationship	Other Relationship	0	∞	no	No	Relationship that has no mapping to an SDM property. The useType attribute specifies the type of relationship (typically a QName) that should be created

ID	Label	Cardinality		Displayed	Read Only	Description
		Min	Max			
incomingDocumentRelationship	Incoming Relationship	0	∞	no	No	Representation of an incoming relationship that has no mapping to a property. In this case the useType attribute is set to the relationship identifier (typically a QName)
categoryBag	Categories	0	1	no	No	Arbitrary classification
identifierBag	Identifier Bag	0	1	no	No	Arbitrary Identification

## Property Types

The following table lists predefined property types.

Type	Description
address	Contact address
boolean	Boolean property
category	Used to assign several categories from a taxonomy to the artifact
categoryBag	Used to categorize the artifact by taxonomies
dailyInterval	Daily Interval
dateTime	Date/time
documentRelationship	Used to reference other artifacts etc.
identifierBag	Used to identify the artifact by taxonomies
instanceDetail	Property type used by UDDI integration.

<b>Type</b>	<b>Description</b>
integer	Integer number
double	Double number
nameUrlPair	Name-URL pair property
nameValuePair	(Name,Value) pair property
plainText	Text
portDocumentRelationship	Port-document relationship
qnameDocumentRelationship	Used to reference parts of WSDLs, WS-Policies, etc.
scheduled	Property type used to display scheduling information for task
selector	Property type used to display selector for a task
text	Short text property displayed in an text input form field
textarea	Long text property displayed in a text area form field
xqueryParameter	Property type used to display parameters for executing an XQuery
approvalProcessStage	Stage Approvers property
approvalResponse	Approval Response property
encryptedPassword	Encrypted Password

## 6 Taxonomy Schema

Each *taxonomy* is represented as an XML document with root element `taxonomy`, as defined in the schema [http://www.systinet.com/doc/wasp\\_uddi-55/wSDL/taxonomy.xsd](http://www.systinet.com/doc/wasp_uddi-55/wSDL/taxonomy.xsd).

The following sections each describe an element of the schema significant in the context of the *SDM*. Generally, the format of each section is:

- 1 Diagram;
- 2 Attribute specifications in the context of the *SDM*;
- 3 Additional detail if any;

In the current release these details are of limited significance to users, but will be increasingly of interest to architects and developers who wish to extend the *SDM*.

Other details of the schema are of some interest for the purpose of governance and the implementation of policies. The schema defines elements used for purposes, such as listing and referencing taxonomies on APIs. For more information see [HP SOA Systinet Registry documentation](http://www.systinet.com/doc/wasp_uddi-55/html/dev_guide/dev.taxapi.html) [[http://www.systinet.com/doc/wasp\\_uddi-55/html/dev\\_guide/dev.taxapi.html](http://www.systinet.com/doc/wasp_uddi-55/html/dev_guide/dev.taxapi.html)].



**Note:** Details in diagrams, such as whether attributes and elements are optional, reflect the schema but descriptions reflect use of taxonomies in the *SDM* to define property types.

The target namespace of this schema is <http://systinet.com/uddi/taxonomy/v3/5.0> and the namespace prefix `taxonomy:` is used.

The schema uses definitions from the *UDDI V3* schema with *URN* `urn:uddi-org:api_v3` for which the namespace prefix `uddi:` is used.

Taxonomies in SOA Systinet are compatible with taxonomies in HP SOA Systinet Registry. They are represented as XML documents using the same schema:

[http://www.systinet.com/doc/wasp\\_uddi-55/wsd/taxonomy.xsd](http://www.systinet.com/doc/wasp_uddi-55/wsd/taxonomy.xsd)

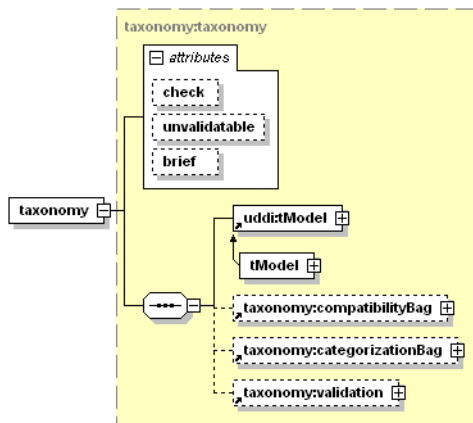
However, this schema defines elements used for other purposes, such as listing and referencing taxonomies on API's, and since SOA Systinet only uses a subset of possible taxonomies, it is only possible to import taxonomies satisfying additional constraints. These are described in [Taxonomy Schema on page 101](#) in [SOA Systinet Reference Guide](#).

You can see which taxonomies are installed by accessing the taxonomy collection as a URL such as:

`http://hostname:8080/soa/systinet/platform/rest/repository/taxonomies/?view`

► **Note:** Adjust the URL according to your installation (hostname, deployment context and port).

## taxonomy

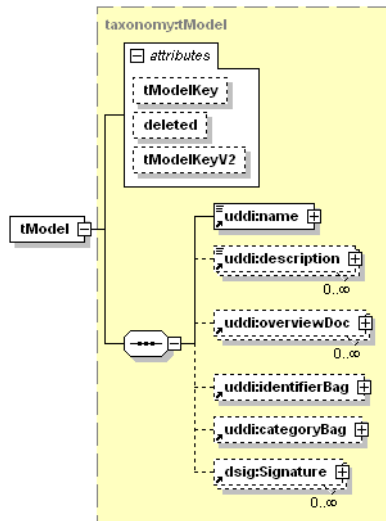


**Table 62. Attributes**

Name	Required	Description
check	In SOA Systinet	Always yes.
unvalidateable	no	Ignored.
brief	no	Ignored.

A taxonomy:validation element is always required in SOA Systinet.

## tModel

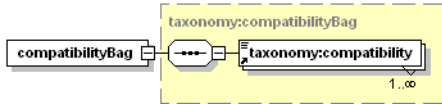


**Table 63. Attributes**

Name	Required	Description
tModelKey	no	Should be <code>uddi:uddi.org:categorization:types</code> in SOA Systinet.
deleted	no	Ignored
tModelKeyV2	no	Should be <code>uuid:c1acf26d-9672-4404-9d70-39b756e62ab4</code> in SOA Systinet.

The type of element `taxonomy:tModel` extends the type of `uddi:tModel` by adding attribute `tModelKeyV2`. For full details of other attributes and elements, see the UDDI V3 specification.

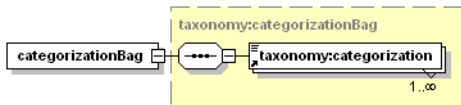
## compatibilityBag (and compatibility)



`taxonomy:compatibilityBag` contains one or more `taxonomy:compatibility` elements each containing one of the following text values:

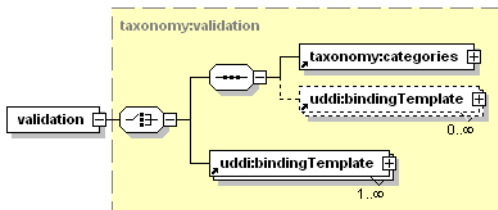
- `tModel`
- `businessEntity`
- `businessService`
- `bindingTemplate`

## categorizationBag (and categorization)



`taxonomy:categorizationBag` contains one or more `taxonomy:categorization` elements.

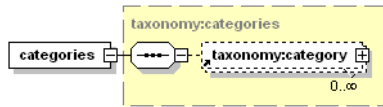
## validation





In SOA Systinet a taxonomy:validation element is required and it must contain a taxonomy:categories element first. It may be followed by zero or more uddi:bindingTemplate elements, which are ignored.

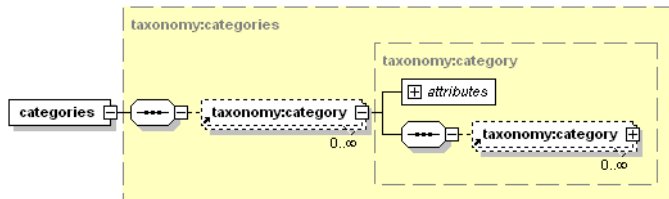
## categories



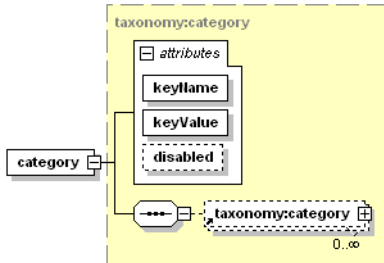
A taxonomy:categories element contains zero or more taxonomy:category elements defining the categories in a taxonomy. It can be empty, but until possible categories are added, no artifacts can be created that use the taxonomy for a property type.

The taxonomy:categories element appears as the first child of taxonomy:validation because it is through validation constraints that the property type is defined. In SOA Systinet all taxonomies are defined in terms of a set of category values.

The categories can be arranged in a hierarchy as shown in this expansion of the above diagram.



## category



**Table 64. Attributes**

Name	Required	Description
keyName	Yes	Descriptive name used as a label.
keyValue	Yes	A unique identifier, typically mnemonic or numeric.
disabled	No	If <code>yes</code> then this value is now invalid. Either it is deprecated or it only exists to contain subcategories.



# Index

## **C**

category  
taxonomy schema, 106

## **R**

registry  
taxonomy, 101

## **S**

SDM  
customization, 101

## **T**

taxonomy  
category, 105–106  
schema, 101

## **U**

UDDI  
taxonomy, 101