

# HP SOA Systinet

Software Version: 2.52, Visibility Edition

---

## Demo Guide

Document Release Date: November 2007  
Software Release Date: November 2007



## Legal Notices

### *Warranty*

The only warranties for HP products and services are set forth in the express warranty statements accompanying such products and services. Nothing herein should be construed as constituting an additional warranty. HP shall not be liable for technical or editorial errors or omissions contained herein.

The information contained herein is subject to change without notice.

### *Restricted Rights Legend*

Confidential computer software. Valid license from HP required for possession, use or copying. Consistent with FAR 12.211 and 12.212, Commercial Computer Software, Computer Software Documentation, and Technical Data for Commercial Items are licensed to the U.S. Government under vendor's standard commercial license.

### *Third-Party Web Sites*

Mercury provides links to external third-party Web sites to help you find supplemental information. Site content and availability may change without notice. Mercury makes no representations or warranties whatsoever as to site content or availability.

### *Copyright Notices*

Copyright © 2006-2007, Hewlett-Packard Development Company, L.P.

### *Trademark Notices*

Java™ is a US trademark of Sun Microsystems, Inc. Microsoft®, Windows® and Windows XP® are U.S. registered trademarks of Microsoft Corporation. IBM®, AIX® and WebSphere® are trademarks or registered trademarks of International Business Machines Corporation in the United States and/or other countries. BEA® and WebLogic® are registered trademarks of BEA Systems, Inc.



# Contents

- Welcome to This Guide. . . . . 5
  - How This Guide is Organized. . . . . 5
  - Document Conventions. . . . . 6
  - Documentation Updates. . . . . 7
  - Support. . . . . 8
- 1 REST API Demo. . . . . 11
- 2 RSS Demo. . . . . 13
- 3 SDM Demo. . . . . 17
- 4 Reporting Demo. . . . . 21



---

# Welcome to This Guide

Welcome to HP SOA Systinet, the foundation of Service Oriented Architecture, providing an enterprise with a single place to organize, understand, and manage information in its SOA. The standards-based architecture of SOA Systinet maximizes interoperability with other SOA products.

## How This Guide is Organized

This chapter describes the demos provided with SOA Systinet. Running the demos is a good way to learn about SOA Systinet capabilities.

- [REST API Demo on page 11](#) demonstrates basic interaction with the REST API.
- [RSS Demo on page 13](#) demonstrates the use of RSS by SOA Systinet to provide up to date repository information on the dashboard.
- [SDM Demo on page 17](#) shows how to use *SDM* and its Java client to model *SOA*.
- [Reporting Demo on page 21](#) demonstrates how to create tasks and perform them via the http interface.

Each demo is in a directory under `PLATFORM_HOME/demos/`.

## Document Conventions

The typographic conventions used in this document are:

<b>run.bat make</b>	Script name or other executable command plus mandatory arguments.
<code>[--help]</code>	A command-line option.
either   or	A choice of arguments.
<i>replace_value</i>	A command-line argument that should be replaced with an actual value.
{arg1   arg2}	A choice between two command-line arguments where one or the other is mandatory.
<code>rmdir /S /Q System32</code>	Operating system commands and other user input that you can type on the command line and press <b>Enter</b> to invoke. Items in <i>italics</i> should be replaced by actual values.
<code>C:\System.ini</code>	Filenames, directory names, paths and package names.
<code>a.append(b);</code>	Program source code.
<code>server.Version</code>	An inline Java or C++ class name.
<code>getVersion()</code>	An inline Java method name.
<b>Shift-N</b>	A combination of keystrokes.
<b>Service View</b>	A label, word or phrase in a GUI window, often clickable.
<b>OK</b>	A button in a GUI window.
<b>New-&gt;Service</b>	Menu choice.

## Documentation Updates

This manual's title page contains the following identifying information:

- Software version number
- Document release date, which changes each time the document is updated
- Software release date, which indicates the release date of this version of the software

To check for recent updates, or to verify that you are using the most recent edition of a document, go to:

[http://ovweb.external.hp.com/lpe/doc\\_serv/](http://ovweb.external.hp.com/lpe/doc_serv/)

# Support

## Mercury Product Support

You can obtain support information for products formerly produced by Mercury as follows:

- If you work with an HP Software Services Integrator (SVI) partner ([http://h20230.www2.hp.com/svi\\_partner\\_list.jsp](http://h20230.www2.hp.com/svi_partner_list.jsp)), contact your SVI agent.
- If you have an active HP Software support contract, visit the HP Software Support Web site and use the Self-Solve Knowledge Search to find answers to technical questions.
- For the latest information about support processes and tools available for products formerly produced by Mercury, we encourage you to visit the Mercury Customer Support Web site at: <http://hp.com/go/hpsupport>.
- For the latest information about support processes and tools available for products formerly produced by Systinet, we encourage you to visit the Systinet Online Support Web site at: <http://www.systinet.com/support/index>.
- If you have additional questions, contact your HP Sales Representative.

## HP Software Support

You can visit the HP Software Support Web site at:

<http://www.hp.com/go/hpsupport>

HP Software online support provides an efficient way to access interactive technical support tools. As a valued support customer, you can benefit by using the support site to:

- Search for knowledge documents of interest
- Submit and track support cases and enhancement requests
- Download software patches
- Manage support contracts



- Look up HP support contacts
- Review information about available services
- Enter into discussions with other software customers
- Research and register for software training

Most of the support areas require that you register as an HP Passport user and sign in. Many also require a support contract. To find more information about access levels, go to: [http://h20230.www2.hp.com/new\\_access\\_levels.jsp](http://h20230.www2.hp.com/new_access_levels.jsp)

To register for an HP Passport ID, go to: <http://h20229.www2.hp.com/passport-registration.html>



# 1 REST API Demo

The purpose of this demo is to introduce the REST Java client and to show how to interact with SOA Systinet using this client. The basic operations CREATE, UPDATE, DELETE, UNDELETE, PURGE and GET are demonstrated.

The demo creates a collection and stores this to a collection sample XML document (taxonomy). After that the document is updated, deleted, undeleted and finally it is purged.

You can find the demo source code in: `PLATFORM_HOME\demos\rest\api\src`

## To run the REST API demo:

- 1 Ensure that the demo is properly configured and SOA Systinet is running.
- 2 Change your working directory to: `PLATFORM_HOME\demos\rest\api`
- 3 To get help run: **run.bat**
- 4 Build the demo using: **run.bat make**
- 5 Run the demo using: **run.bat publish**

The output of this demo will resemble the following:

```
Publishing...
Probing secure port using 'https://localhost:8843/soa/systinet/platform/restBasic/repository/'...
...secure port OK
Running demo...
Creating demo collection...
  Successfully created!
Creating taxonomy...
  Successfully created:
https://localhost:8843/soa/systinet/platform/restBasic/repository/demo/demoTaxonomy.xml
Getting taxonomy...
  Successfully obtained:
  https://localhost:8843/soa/systinet/platform/restBasic/repository/demo/demoTaxonomy.xml
```

```
with root element
  {http://systinet.com/uddi/taxonomy/v3/5.0}taxonomy
Updating taxonomy...
  Successfully updated: https://localhost:8843/soa/systinet/platform/restBasic/repository/
demo/demoTaxonomy.xml?revision=2
Deleting taxonomy...
  Successfully deleted: https://localhost:8843/soa/systinet/platform/restBasic/repository/
demo/demoTaxonomy.xml?revision=2
Undeleting taxonomy...
  Successfully undeleted: https://localhost:8843/soa/systinet/platform/restBasic/repository/
demo/demoTaxonomy.xml?revision=2
Purging taxonomy...
  Successfully purged!
Demo successfully finished!
```

- 6 To unpublish the demo run: **run.bat unpublish**
- 7 To rebuild the demo, execute **run.bat clean** to delete the classes directory and **run.bat make** to rebuild the demo classes.

## 2 RSS Demo

The purpose of this demo is to show how SOA Systinet uses RSS to provide updated information in the dashboard portlets.

The demo outputs the RSS view of the business collection before and after the publication of a new service.

This feature allows users to access the RSS view of repository data which can be syndicated by the SOA Systinet dashboard UI or any feed reader.

You can find the demo source code in: `PLATFORM_HOME\demos\rest\rss\src`

### To run the RSS demo:

- 1 Ensure that the demo is properly configured and SOA Systinet is running.
- 2 Change your working directory to: `PLATFORM_HOME\demos\rest\rss`
- 3 To get help run: **run.bat**
- 4 Build the demo using: **run.bat make**
- 5 Run the demo using: **run.bat publish**

The output of this demo will resemble the following:

```
Publishing...
Running demo...
Get the RSS feed before creating a new BusinessServiceArtifact...
Result:
<?xml version="1.0" encoding="UTF-8"?>
<rss xmlns:dc="http://purl.org/dc/elements/1.1/" xmlns:content="http://purl.org/
rss/1.0/modules/content/" xmlns:rdf="http://www.w3.org/1999/02/22-rdf-syntax-ns#
" xmlns:taxo="http://purl.org/rss/1.0/modules/taxonomy/" version="2.0">
<channel>
<title>Collection businessServiceArtifacts</title>
<link>http://localhost:8080/soa/systinet/platform/restBasic/repository/bus
```

```

inessServiceArtifacts/?view</link>
<description>Feed for collection: businessServiceArtifacts</description>
<pubDate>Mon, 30 Apr 2007 18:54:50 GMT</pubDate>
<dc:creator>systinet:admin</dc:creator>
<dc:date>2007-04-30T18:54:50Z</dc:date>
<item>
<title>FTP Business Service</title>
<link>http://localhost:8080/soa/systinet/platform/restBasic/repository/
businessServiceArtifacts/FTPServiceBs?view</link>
<description>Logical service describing FTP Service in business terms.<
/description>
<pubDate>Thu, 10 May 2007 10:04:35 GMT</pubDate>
<guid>http://localhost:8080/soa/systinet/platform/restBasic/repository/
businessServiceArtifacts/FTPServiceBs?view</guid>
<dc:creator>demouser</dc:creator>
<dc:date>2007-05-10T10:04:35Z</dc:date>
</item>
</channel>
</rss>
Creating BusinesServiceArtifact...
Successfully created: http://localhost:8080/soa/systinet/platform/restBasic/rep
ository/businessServiceArtifacts/RssDemoBusinessService
Get RSS feed after update...
Result:
<?xml version="1.0" encoding="UTF-8"?>
<rss xmlns:dc="http://purl.org/dc/elements/1.1/" xmlns:content="http://purl.org/
rss/1.0/modules/content/" xmlns:rdf="http://www.w3.org/1999/02/22-rdf-syntax-ns#
" xmlns:taxo="http://purl.org/rss/1.0/modules/taxonomy/" version="2.0">
<channel>
<title>Collection businessServiceArtifacts</title>
<link>http://localhost:8080/soa/systinet/platform/restBasic/repository/bus
inessServiceArtifacts/?view</link>
<description>Feed for collection: businessServiceArtifacts</description>
<pubDate>Mon, 30 Apr 2007 18:54:50 GMT</pubDate>
<dc:creator>systinet:admin</dc:creator>
<dc:date>2007-04-30T18:54:50Z</dc:date>
<item>
<title>RssDemoBusinessService</title>
<link>http://localhost:8080/soa/systinet/platform/restBasic/repository/
businessServiceArtifacts/RssDemoBusinessService?view</link>
<description>Business service published by REST rss demo</description>
<pubDate>Thu, 10 May 2007 13:17:47 GMT</pubDate>
<guid>http://localhost:8080/soa/systinet/platform/restBasic/repository/
businessServiceArtifacts/RssDemoBusinessService?view</guid>
<dc:creator>demouser</dc:creator>
<dc:date>2007-05-10T13:17:47Z</dc:date>
</item>

```

```

<item>
<title>FTP Business Service</title>
<link>http://localhost:8080/soa/systinet/platform/restBasic/repository/
businessServiceArtifacts/FTPServiceBs?view</link>
<description>Logical service describing FTP Service in business terms.<
/description>
<pubDate>Thu, 10 May 2007 10:04:35 GMT</pubDate>
<guid>http://localhost:8080/soa/systinet/platform/restBasic/repository/
businessServiceArtifacts/FTPServiceBs?view</guid>
<dc:creator>demouser</dc:creator>
<dc:date>2007-05-10T10:04:35Z</dc:date>
</item>
</channel>
</rss>
Demo successfully finished!

```

- 6 To unpublish the demo run: **run.bat unpublish**
- 7 To rebuild the demo, execute **run.bat clean** (**./run.sh clean**) to delete the classes directory and **run.bat make** (**./run.sh make**) to rebuild the demo classes.

The RSS output is the view available from the context menu action **RSS View** when viewing the business service collection from the **Tools** tab.



**Note:** Please change the hostname and port in the URL according to your installation settings.

- Use [http://localhost:8080/soa/systinet/platform/rest/repository/businessServiceArtifacts/rss?cs\\_artifactType=uncomsystinetscamodelartifacts&businessService](http://localhost:8080/soa/systinet/platform/rest/repository/businessServiceArtifacts/rss?cs_artifactType=uncomsystinetscamodelartifacts&businessService) to navigate directly to the RSS view of the business service collection.
- The RSS view url is the basis of the **Services** content feed portlet on the dashboard.

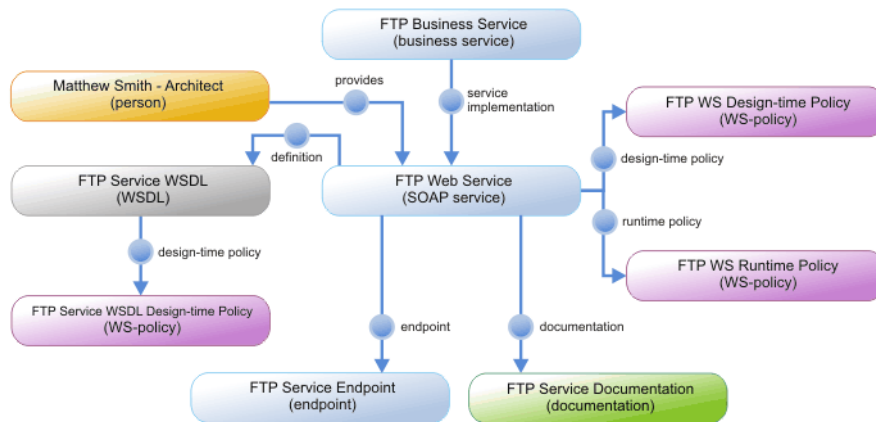




## 3 SDM Demo

The purpose of this demo is to show how to use the SDM Java API to interact with SOA Systinet REST http interface. The example publishes artifacts relating to a Business Service artifact. The business service described enables use of the FTP protocol via a standard web service interface.

**Figure 1. SDM Demo Artifacts**



These artifacts are published by the demo:

- **FTP Business Service:** The Business Service artifact represents a logical service and contains descriptive information about the service in business terms. Technical information can be found in business service implementations.
- **Matthew Smith Architect.** SDM distinguishes two types of contacts – *persons* and *organizational units*. Matthew Smith is represented by a Person artifact. The fact that he is responsible for the *FTP service* in the SOA system is expressed using the `provides` relationship.

- **FTP Web Service.** There is only one implementation of the *FTP Business Service* in the demo. It is represented by the SOAP Service artifact and both artifacts are associated using the **service** relationship.
- **FTP Service Endpoint.** The actual implementation of the service is linked to the FTP Web Service artifact via the endpoint artifact. This contains the address of the implementation.
- **FTP Service WSDL.** Technical details of the SOAP Service artifact are described not only in its metadata descriptor but also using references to other artifacts. The data of the WSDL artifact is a WSDL document describing the *FTP Web Service*. It is attached to the SOAP Service artifact using the **definition** relationship.
- **FTP Service WSDL Design-time policy.** SDM allows the attachment of policies describing various aspect of the artifacts directly to them using relationships. Such policies may contain assertions describing compliance, change management preferences or other information.
- **FTP WS Runtime Policy.** Other policy information mentioned in the previous paragraph may for example specify limits on the number of requests to be issued against the FTP Web Service.
- **FTP Service Documentation.** The SDM allows a number of documents to be attached to a web service in a Documentation artifact. These typically describe the web service and related artifacts.

You can find the demo source code in: `PLATFORM_HOME\demos\sdm\ftpservice\src`

### To run the SDM demo:

- 1 Ensure SOA Systinet is running and that the demo environment and properties are correct for your installation.
- 2 Change your working directory to: `PLATFORM_HOME\demos\sdm\ftpservice`
- 3 To get help run: **run.bat**
- 4 Build the demo using: **run.bat make**
- 5 Run the demo using: **run.bat publish**

The output of this demo will resemble the following:

```
Publishing...
Publishing FTP Service SDM model...
```

```

Going to publish WS-Policies...
Published: http://localhost:8080/soa/systinet/platform/restBasic/repository/ws
Policies/ftpServiceWsRuntimePolicy.xml
Published: http://localhost:8080/soa/systinet/platform/restBasic/repository/ws
Policies/ftpServiceWsDesignTimePolicy.xml
Published: http://localhost:8080/soa/systinet/platform/restBasic/repository/ws
Policies/ftpServiceWsdDesignTimePolicy.xml
Going to publish WSDL...
Published: http://localhost:8080/soa/systinet/platform/restBasic/repository/ws
dls/ftpService.wsdl
Going to publish Endpoint...
Published: http://localhost:8080/soa/systinet/platform/restBasic/repository/en
dpointArtifacts/FTPServiceEndpoint
Going to publish documentation...
Published: http://localhost:8080/soa/systinet/platform/restBasic/repository/do
cumentation/ftpServiceDocumentation.pdf
Going to publish Web Service...
Published: http://localhost:8080/soa/systinet/platform/restBasic/repository/se
rviceArtifacts/FTPServiceWs
Going to publish contact...
Published: http://localhost:8080/soa/systinet/platform/restBasic/repository/co
ntactArtifacts/MatthewSmithArchitect
Going to publish Business Service...
Published: http://localhost:8080/soa/systinet/platform/restBasic/repository/bu
sinessServiceArtifacts/FTPServiceBs
Getting Web Service: http://localhost:8080/soa/systinet/platform/restBasic/repos
itory/serviceArtifacts/FTPServiceWs
FTP Service Web Service descriptor:

<a:webServiceArtifact ...>
  ...
</a:webServiceArtifact>
Getting WSDL:
https://localhost.localdomain:8843/soa/systinet/platform/restBasic/repository/wsdl
s/ftpService.wsdl
FTP Service WSDL descriptor:

<a:wsdlArtifact ...>
  ...
</a:wsdlArtifact>
FTP Service Endpoint descriptor:

<a:endpointArtifact ...>
  ...
</a:endpointArtifact>
FTP Service successfully published!

```

6 To unpublish the demo run: **run.bat unpublish**

You can then publish again. To unpublish and publish in a single step: **run.bat republish**

This is useful if you want to experiment by making changes to the demo.

7 To rebuild the demo, execute **run.bat clean** to delete the classes directory and **run.bat make** to rebuild the demo classes.

Once the demo data is published, you can view the published artifacts using either the web UI or the http interface:



**Note:** Please change the hostname and port in the URL according to your installation settings.

- Use <http://localhost:8080/soa/systinet/platform/web-service/businessServiceArtifact/viewBusinessServiceArtifact?document=FTPServiceBs&collection=businessServiceArtifacts> to check the published FTP Business Service. You may follow the relationship to its implementation (FTP Web Service) and other artifacts.
- The XML representation of the business service SDM descriptor can be obtained using <http://localhost:8080/soa/systinet/platform/rest/repository/businessServiceArtifacts/FTPServiceBs?desc>
- If you are reviewing an artifact via the http interface, you may return to the UI using the link <http://localhost:8080/soa/systinet/platform/rest/repository/businessServiceArtifacts/FTPServiceBs?view>.



**Note:** Note the `view` parameter.

## 4 Reporting Demo

The purpose of this demo is to show how to create a reporting framework task and how to perform that task via the http interface.

The demo creates a Task artifact. The task specifies the use of an included selector, that every document stored in the WSDL collection should be validated against the WSDL 1.1 XML schema. The action is performed by referencing the reporting framework tool to be invoked.

The task execution is initiated by invoking the execute operation on the Task artifact using the http client. As a result, the execute call obtains the URL of the index report. The index report in turn references sub-reports (one for each document that was validated).

Polling is used in order to determine the status of the index report. Once the index report is closed and all the documents are validated the demo finishes.

You can find the demo source code in: `PLATFORM_HOME\demos\reporting\task\src`

### To run the reporting demo:

- 1 Ensure that the demo is properly configured and SOA Systinet is running.



**Note:** Also ensure that [SDM Demo on page 17](#) is published.

- 2 Change your working directory to: `PLATFORM_HOME\demos\reporting\task`
- 3 To get help run: **run.bat**
- 4 Build the demo using: **run.bat make**
- 5 Run the demo using: **run.bat publish**



The output of this demo will resemble the following:

```
Publishing...
Probing secure port using 'https://localhost:8843/soa/systinet/platform/restBasic/repository/'...
...secure port OK
Running demo...
Be sure that FTP Service demo is published!
Creating task...
  Published:
https://localhost:8843/soa/systinet/platform/restBasic/repository/taskArtifacts/ReportingDemoTask
Executing task asynchronously...
  Created report: https://localhost:8843/soa/systinet/platform/restBasic/repository/reportArtifacts/1

  Checking report status:
    Sub-reports count: 0
    Sub-reports count: 0
    Sub-reports count: 0
    Sub-reports count: 1
    Sub-reports count: 1
    Sub-reports count: 1
  Task execution finished with status: Ok
Demo successfully finished!
```

- 6 To unpublish the demo run: **run.bat unpublish**
- 7 To delete the classes directory run **run.bat clean**.

Once the demo is published, you may also perform the task directly from the browser by accessing the following link:

-  **Note:** Please change the hostname and port in the URL according to your installation settings.
- <https://localhost:8443/soa/systinet/platform/restBasic/repository/taskArtifacts/ReportingDemoTask?execute>
-  **Note:** Log in as [demouser/changeit](#).